



US00D463071S

(12) **United States Design Patent**  
**Felix**

(10) **Patent No.:** **US D463,071 S**

(45) **Date of Patent:** **\*\* Sep. 17, 2002**

(54) **JEWELRY COVER**

(76) Inventor: **Ann Felix**, 120-18B Dekruif Pl., Bronx,  
NY (US) 10475

(\*\*) Term: **14 Years**

(21) Appl. No.: **29/144,732**

(22) Filed: **Jul. 10, 2001**

(51) **LOC (7) Cl.** ..... **29-06**

(52) **U.S. Cl.** ..... **D29/114**

(58) **Field of Search** ..... D29/113-114,  
D29/117.1, 117.2, 118-119, 123; D2/610,  
615-623; D24/190; 2/16, 21, 159-160,  
163; 66/174; 15/227

(56) **References Cited**

**U.S. PATENT DOCUMENTS**

883,452 A	*	3/1908	Corliss	.....	2/21 X
1,949,755 A	*	3/1934	Mitchell	.....	2/159
D118,372 S	*	1/1940	Guay	.....	D29/114
2,513,030 A	*	6/1950	Lazarian	.....	2/159
2,724,119 A	*	11/1955	Ohman	.....	2/159

D183,840 S	*	11/1958	Jones	.....	D29/113
3,402,984 A	*	9/1968	Zazzara	.....	15/443 X
5,280,661 A	*	1/1994	Brown	.....	15/227 X

\* cited by examiner

*Primary Examiner*—Catherine R. Oliver  
*Assistant Examiner*—Robert A. Delehanty  
(74) *Attorney, Agent, or Firm*—Goldstein & Lavas, P.C.

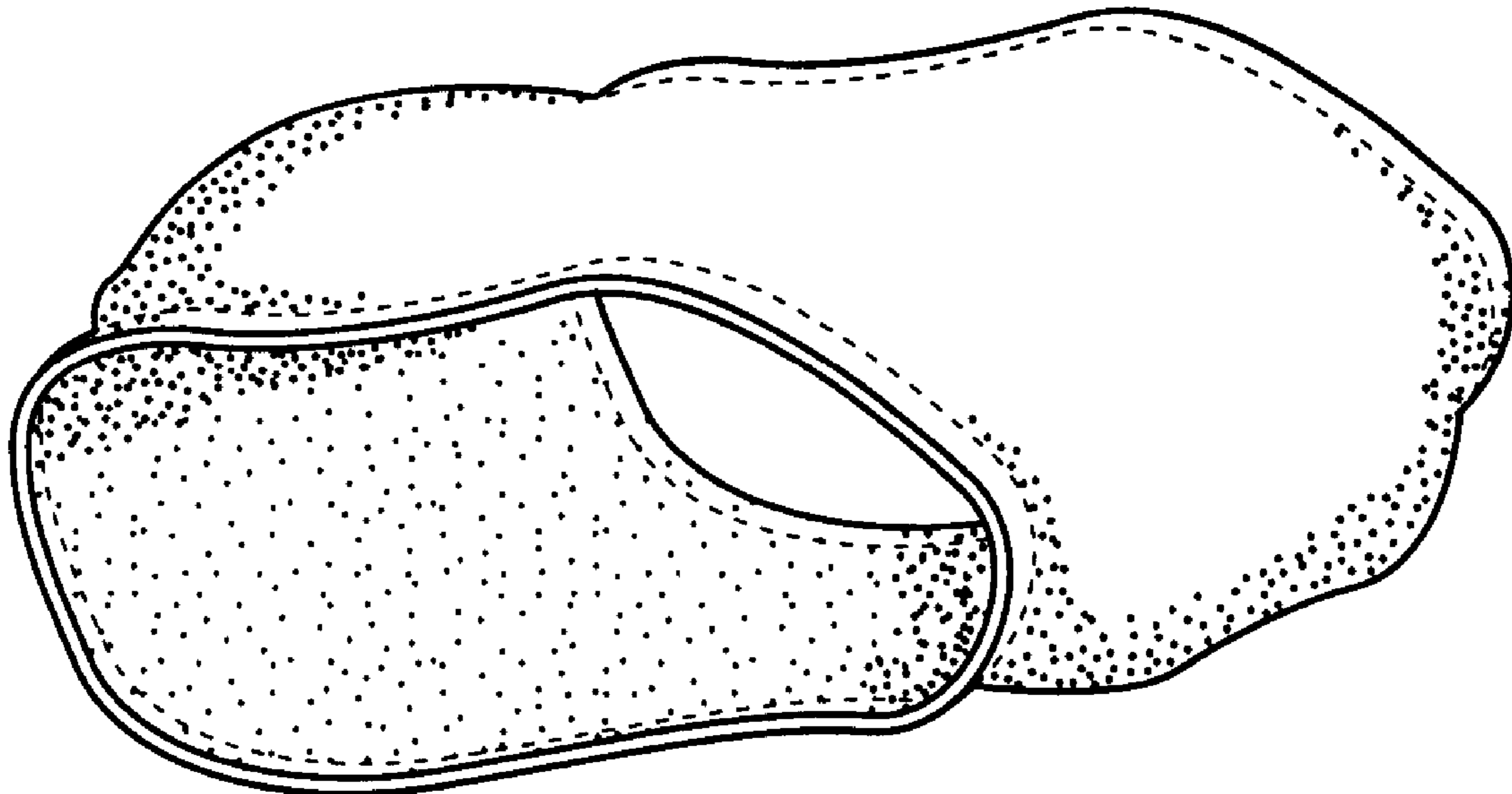
(57) **CLAIM**

The ornamental design for a jewelry cover, as shown and described.

**DESCRIPTION**

FIG. 1 is a perspective view of a jewelry cover.  
FIG. 2 is a front elevational view thereof.  
FIG. 3 is a rear elevational view thereof.  
FIG. 4 is a right side elevational view thereof.  
FIG. 5 is a left side elevational view thereof.  
FIG. 6 is a top plan view thereof; and,  
FIG. 7 is a bottom plan view thereof.  
The broken lines in the drawing are understood to represent stitching.

**1 Claim, 4 Drawing Sheets**



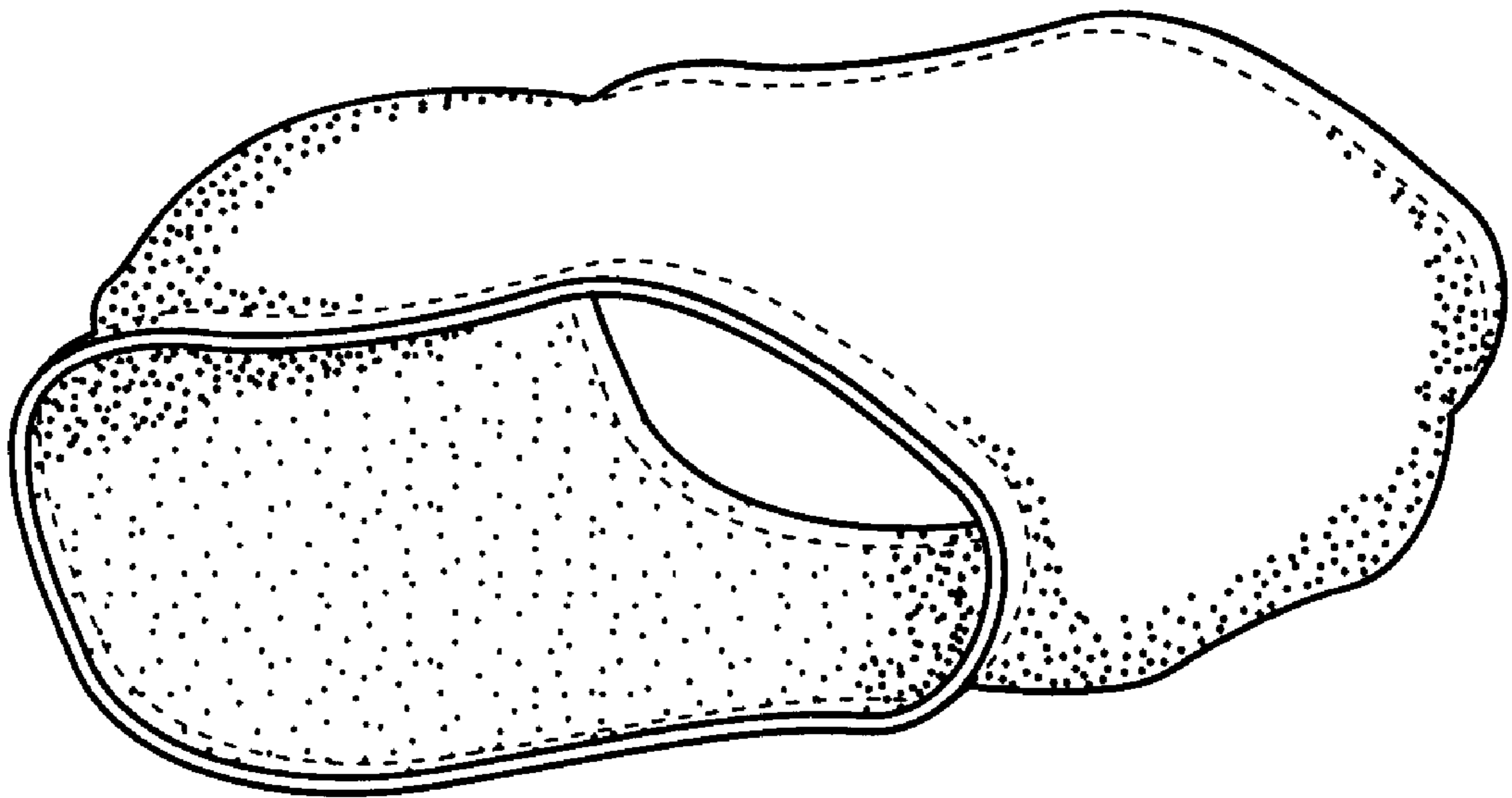


FIG. 1

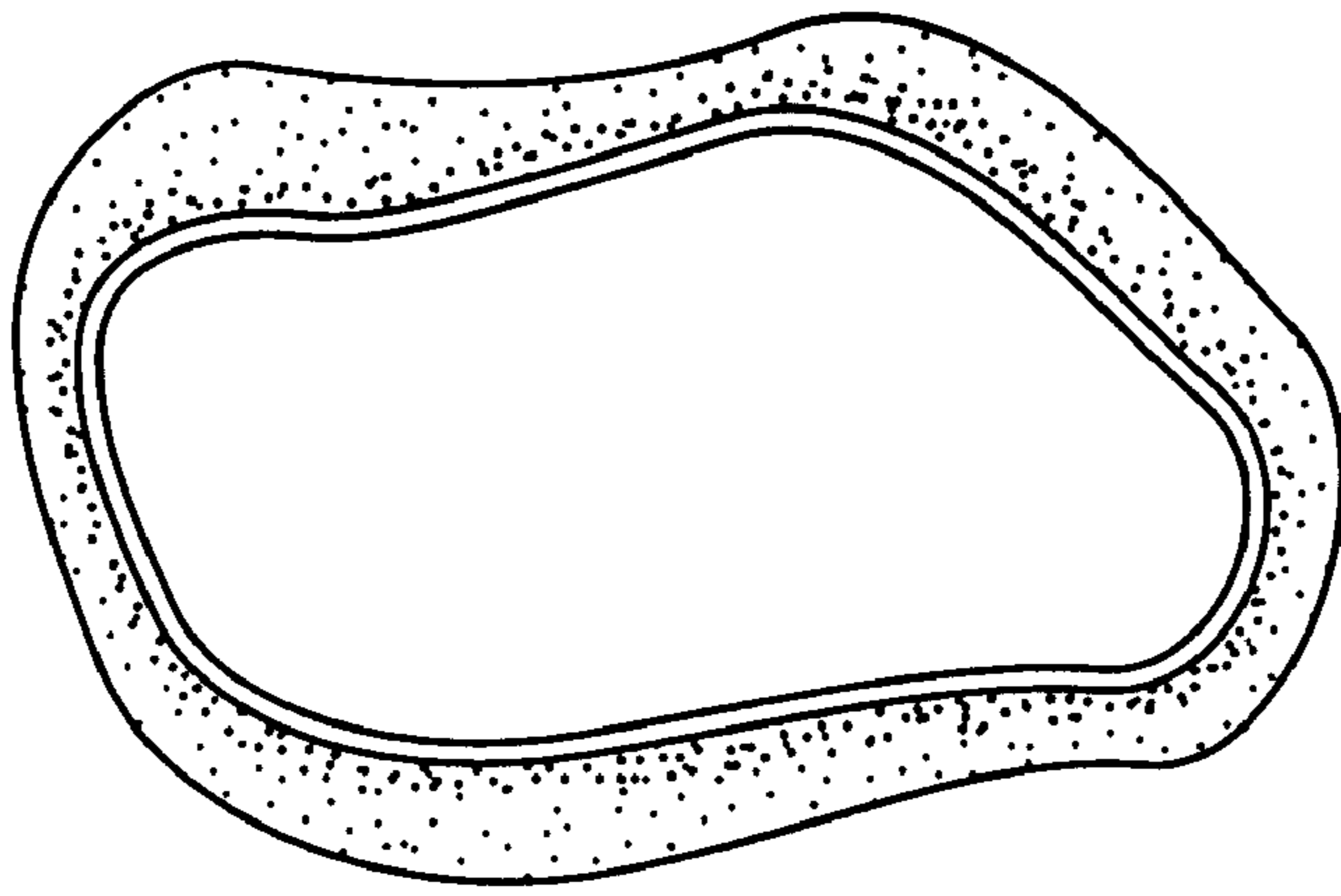


FIG. 2

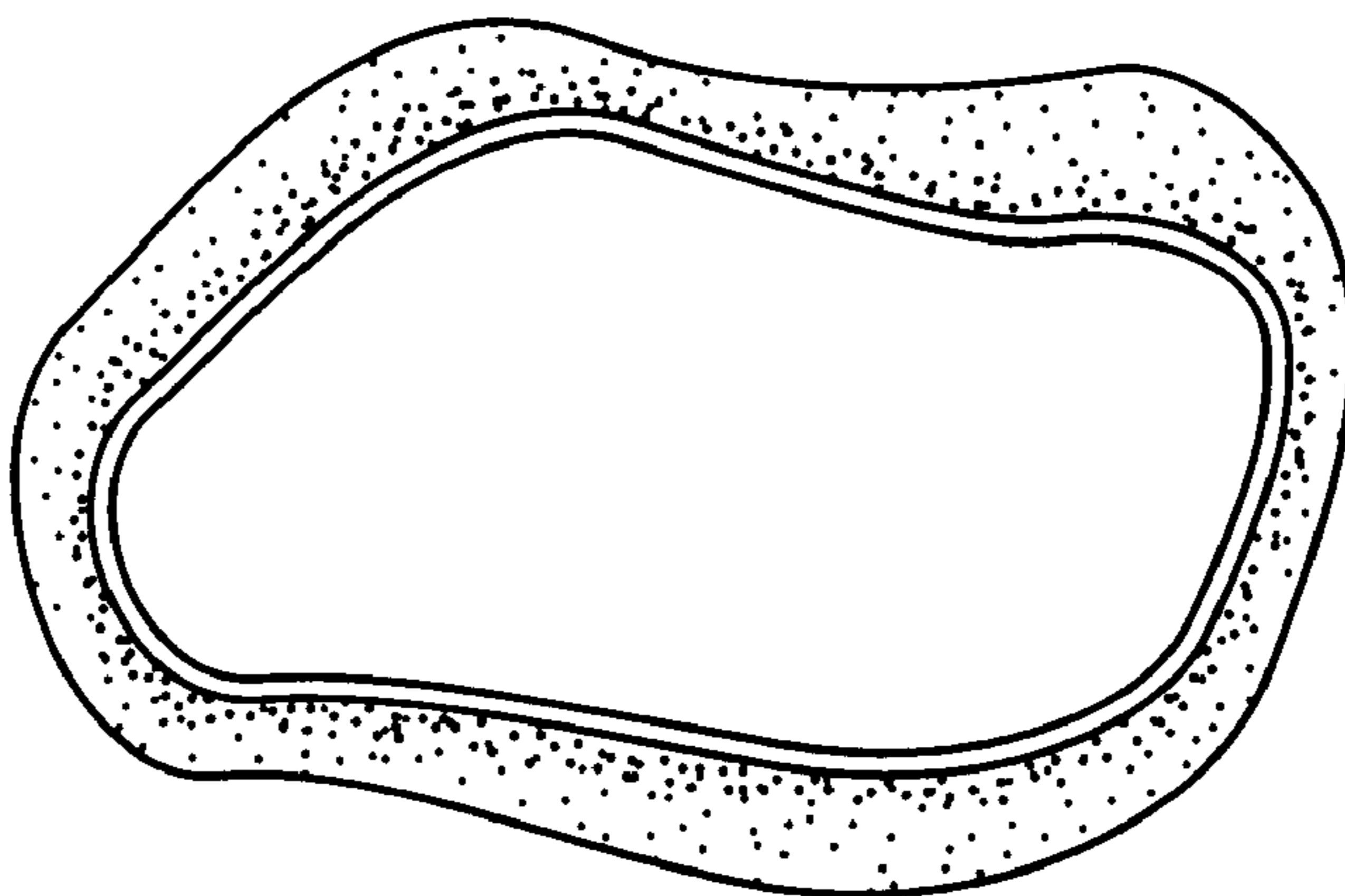


FIG. 3




FIG. 4

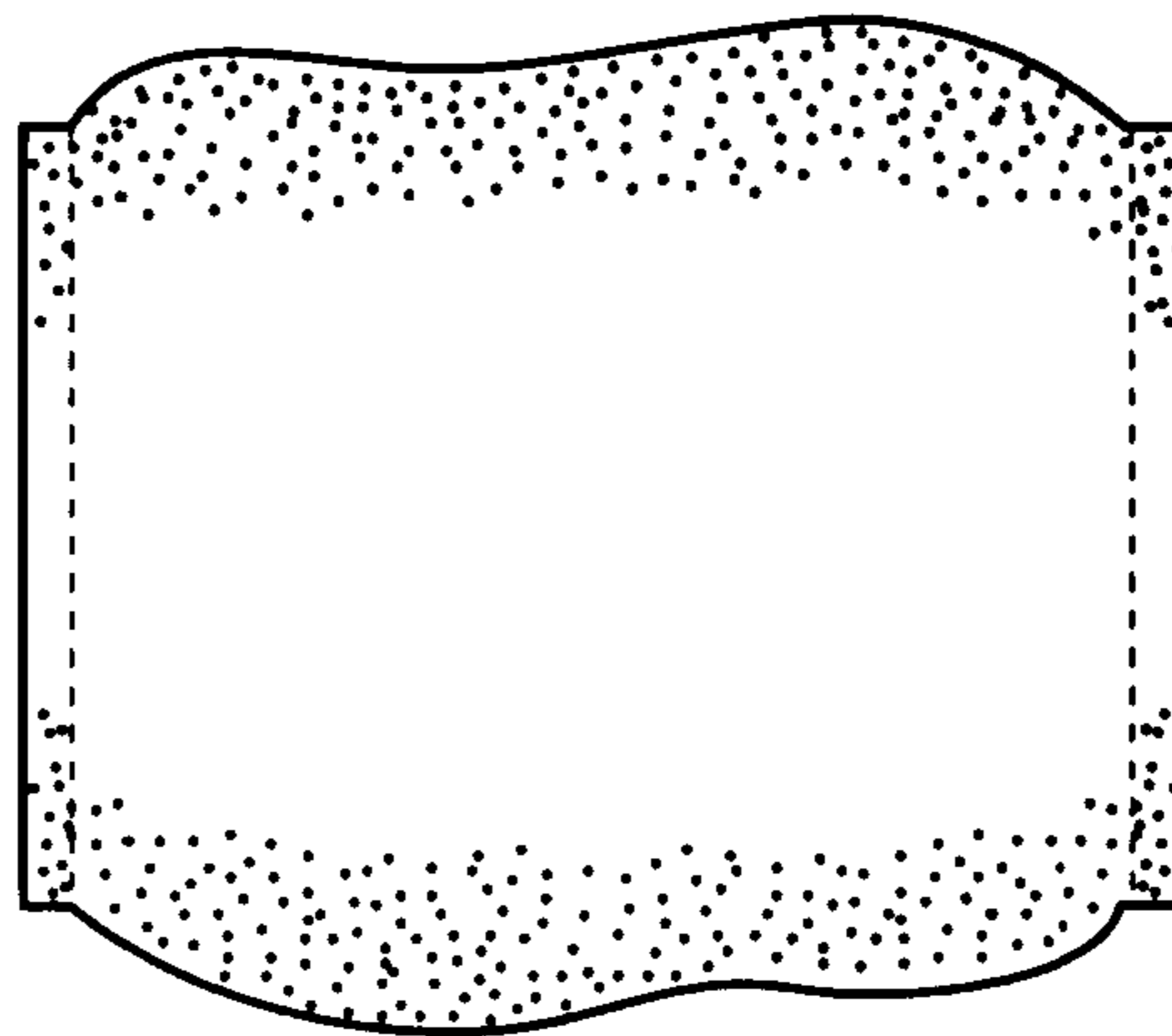


FIG. 5




FIG. 6




FIG. 7