



US00D463063S

(12) **United States Design Patent**  
**Dolan**

(10) **Patent No.:** **US D463,063 S**

(45) **Date of Patent:** **\*\* Sep. 17, 2002**

(54) **PART OF A LIGHT FIXTURE**

(76) Inventor: **Patrick S. Dolan**, 1901 NW. Upshur,  
Portland, OR (US) 97209

(\*\*) Term: **14 Years**

(21) Appl. No.: **29/143,862**

(22) Filed: **Jun. 20, 2001**

(51) **LOC (7) Cl.** ..... **26-99**

(52) **U.S. Cl.** ..... **D26/155**

(58) **Field of Search** ..... D26/80-92, 142,  
D26/154, 155, 145-151; 362/432, 457,  
458, 806, 805

(56) **References Cited**

**U.S. PATENT DOCUMENTS**

- D426,343 S \* 6/2000 Hsu ..... D26/155
- D445,950 S \* 7/2001 Johnson ..... D26/155
- D445,951 S \* 7/2001 Johnson ..... D26/155

**OTHER PUBLICATIONS**

- Murray Feiss Bronx, NY Cat. Summer 1999 p. #SFX-3,  
Model WB1099.
- Kalco Las Vegas, NV Cat No. X00-1, 2000 p. #146 Model  
3286.
- World Imports Atlanta, GA 1996 Catalog Model #611-01 p.  
#97.
- World Imports Atlanta, GA 1996 Catalog Model #963-15 p.  
#75.
- Corbett Lighting Inc. Dallas, TX 1994 Catalog Model 8541  
p. #W11.
- Cristal Ft Worth, Tx Catalog 1999 Model #5290-2-85.

Minka Lavery Corona, CA Catalog 2000 Model #590-62 p.  
177.

Kenroy Fixtures/Hunter Lighting Group Jacksonville, F1  
Catalog #FCO400 Model #30246 FWG p. 28 2000.

Kenroy Fixtures/Hunter Lighting Group Jacksonville, F1  
Catalog FCO400 Model #90662FS p. #44 2000.

Condor Lighting Rohnert Park, CA Catalog 1994 Model  
#50494-08 p. 4.

Forte Lighting Fontana, CA Supplement No. 2000 Model  
#2114-01-63 p. #18.

Nulco Lighting Pawtucket, RI Catalog 1999 Model #5291 p.  
21.

Nulco Lighting Pawtucket, RI Catalog 1999 Model #5741 p.  
35.

Metropolitan Corona, CA Cat. 1998 p. 206 Model N200401.

\* cited by examiner

*Primary Examiner*—Jennifer Rivard

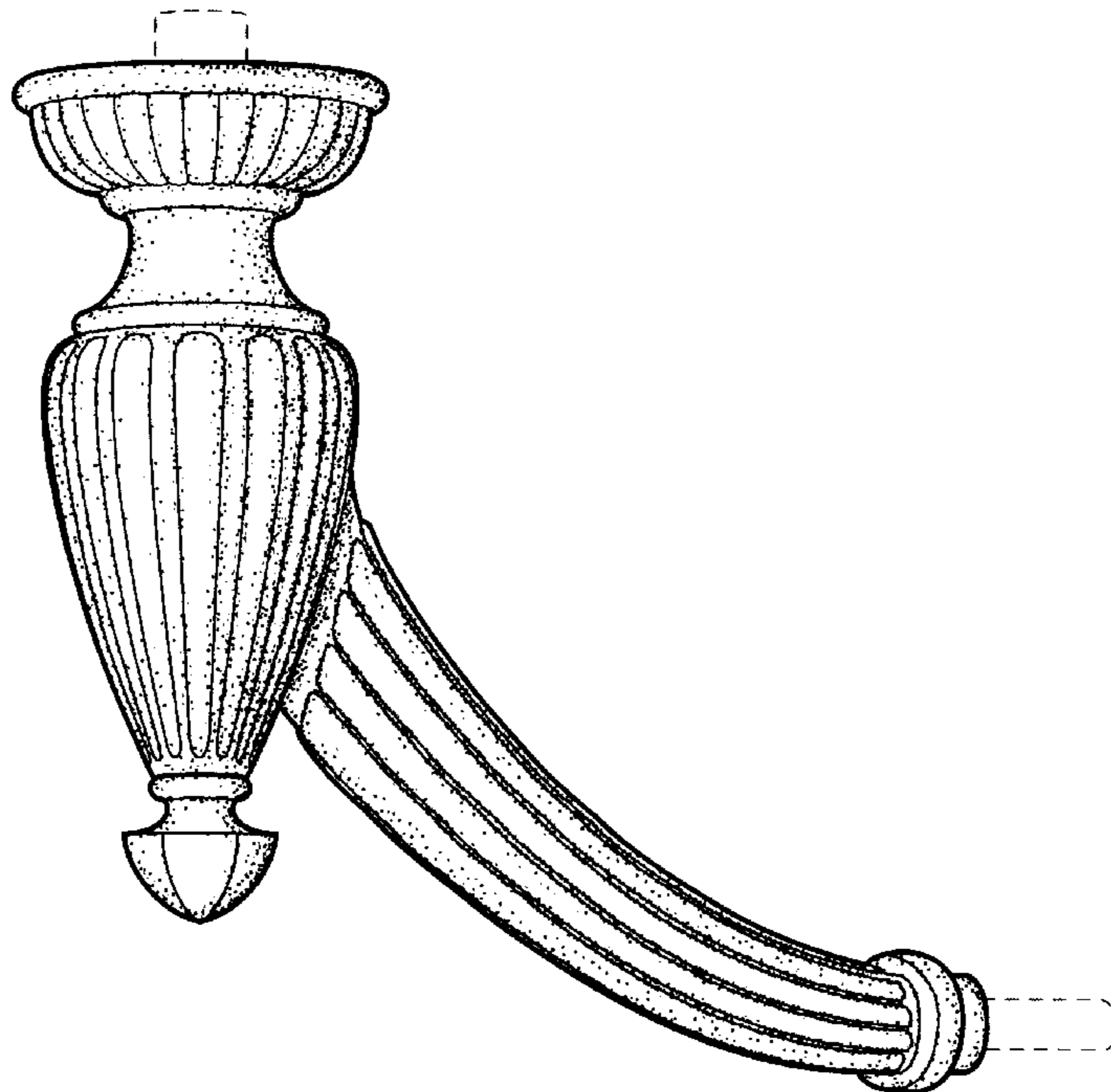
(57) **CLAIM**

The ornamental design for a part of a light fixture, as shown  
and described.

**DESCRIPTION**

FIG. 1 is a perspective view thereof;  
 FIG. 2 is a front elevational view thereof;  
 FIG. 3 is a right side view, the left side view being a mirror  
 image;  
 FIG. 4 is a back plan view thereof;  
 FIG. 5 is a top plan view thereof; and,  
 FIG. 6 is a bottom plan view thereof.  
 The broken lines shown in the drawing are environmental  
 only and form no part of the claimed design.

**1 Claim, 6 Drawing Sheets**



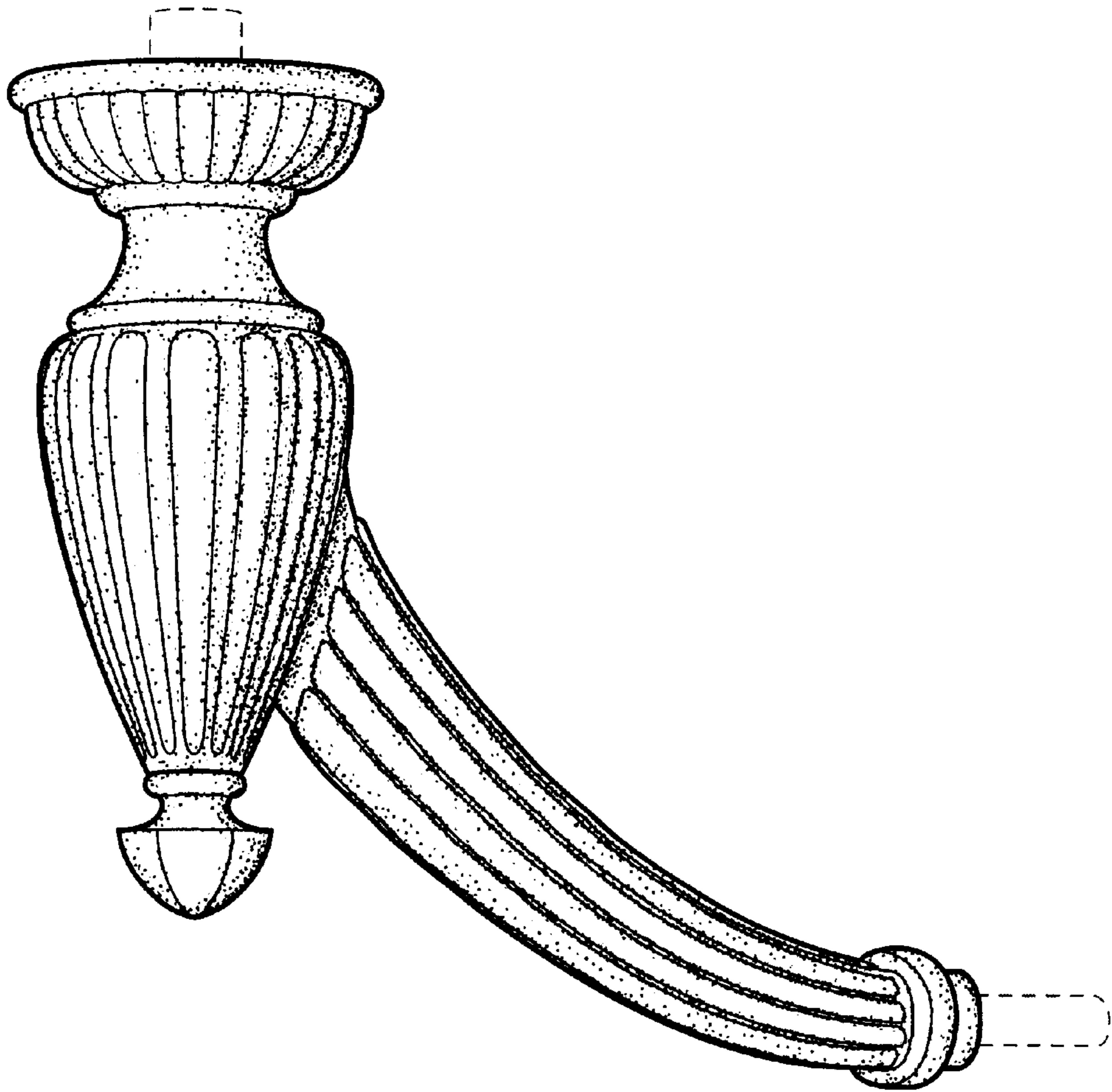


FIG. 1

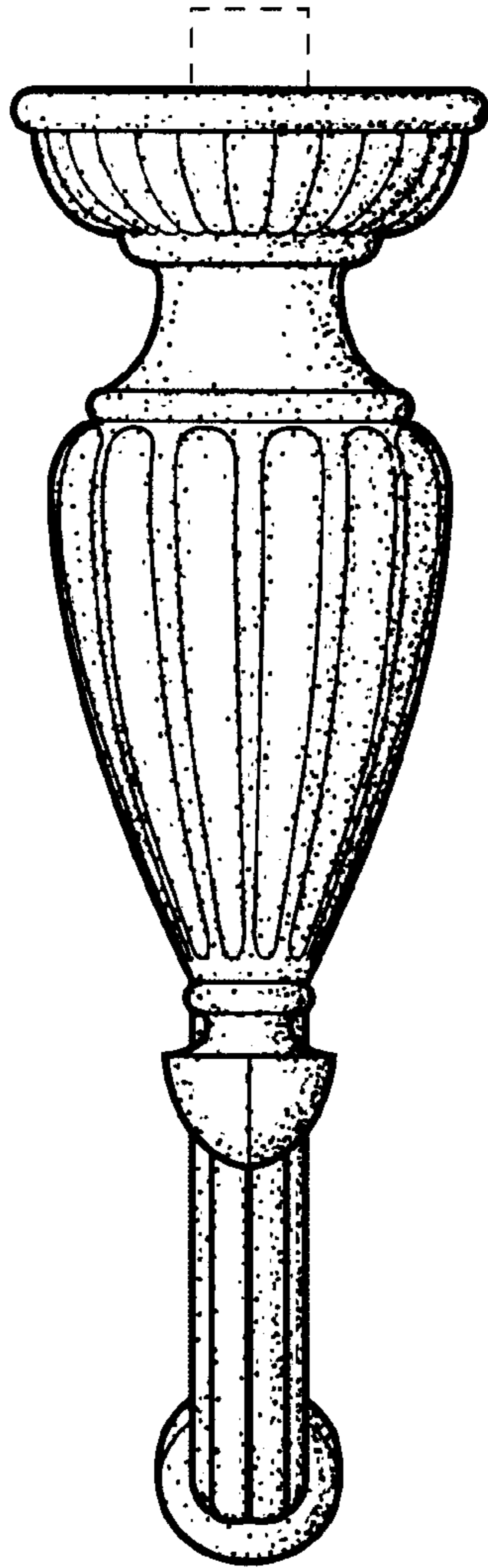


FIG. 2

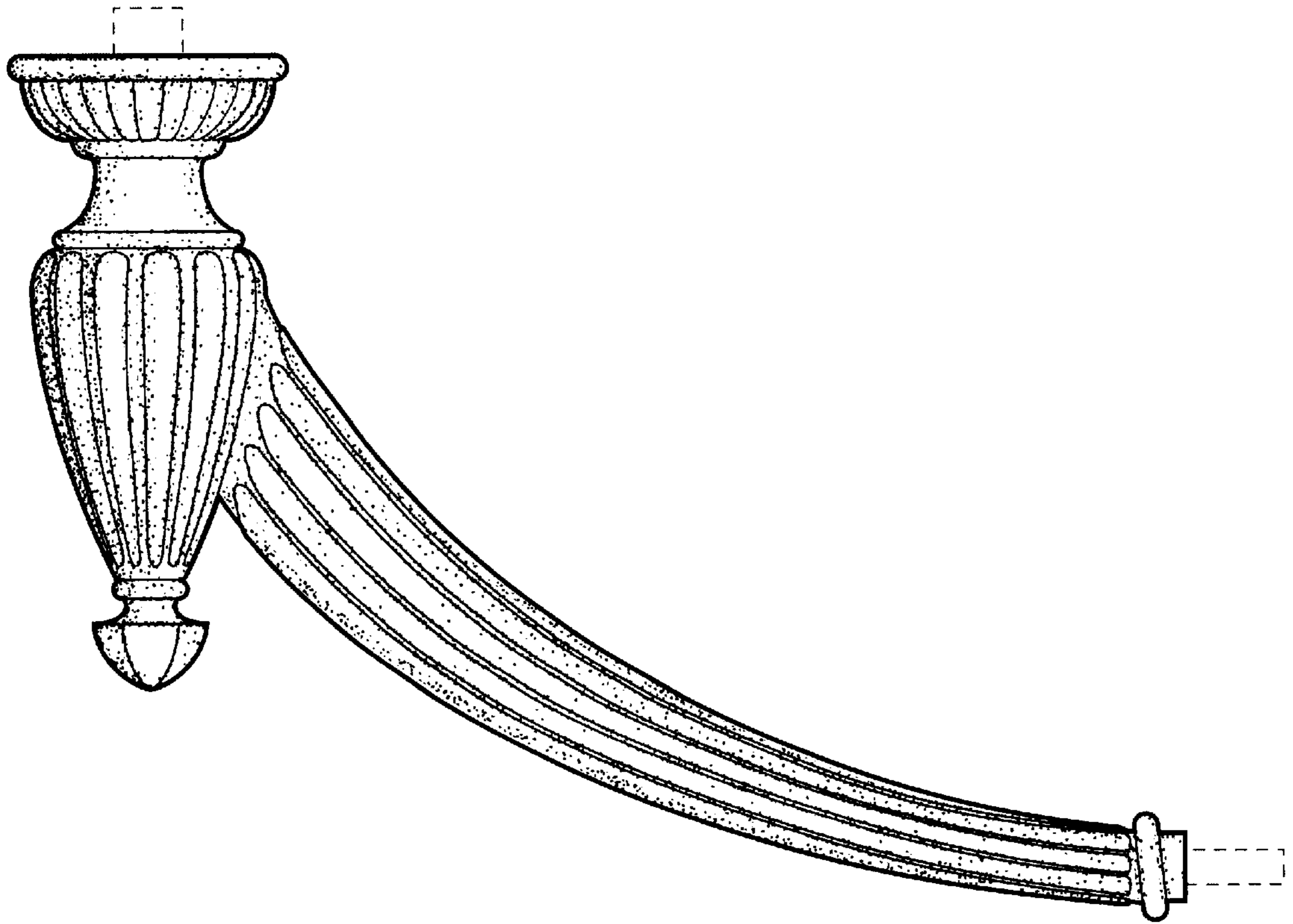
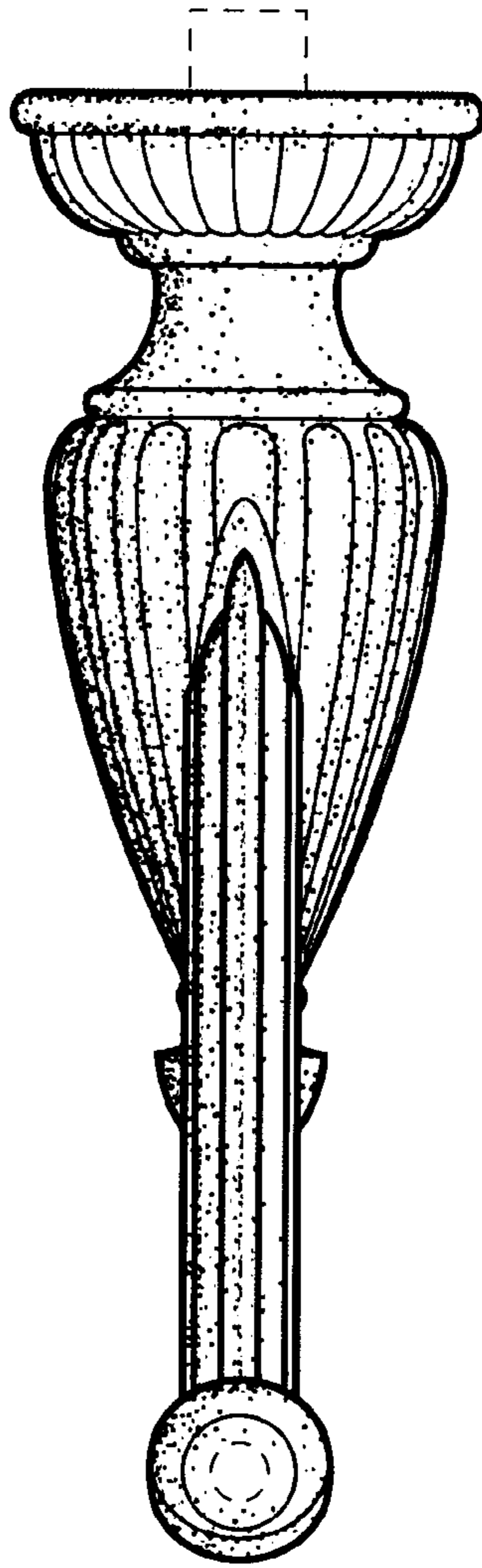


FIG. 3



**FIG. 4**

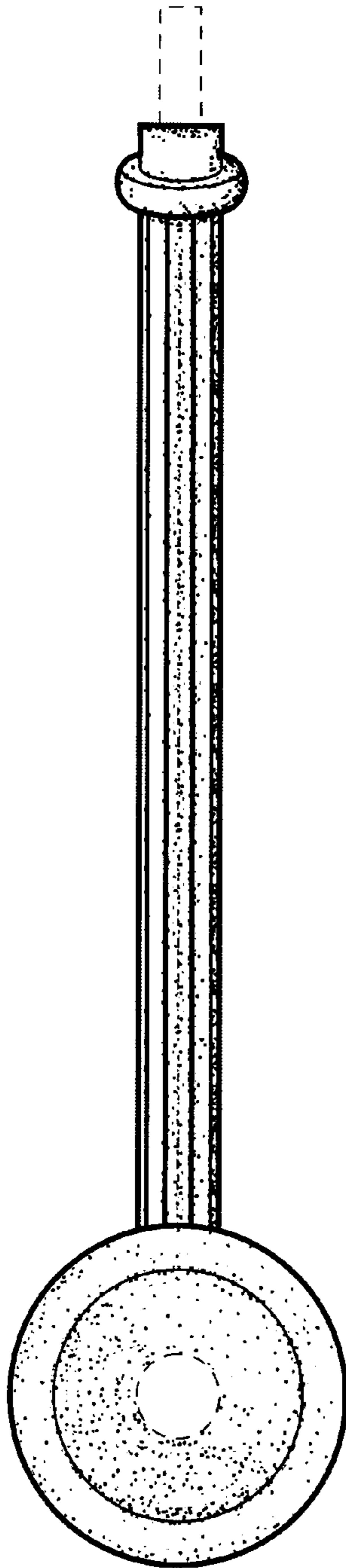


FIG. 5

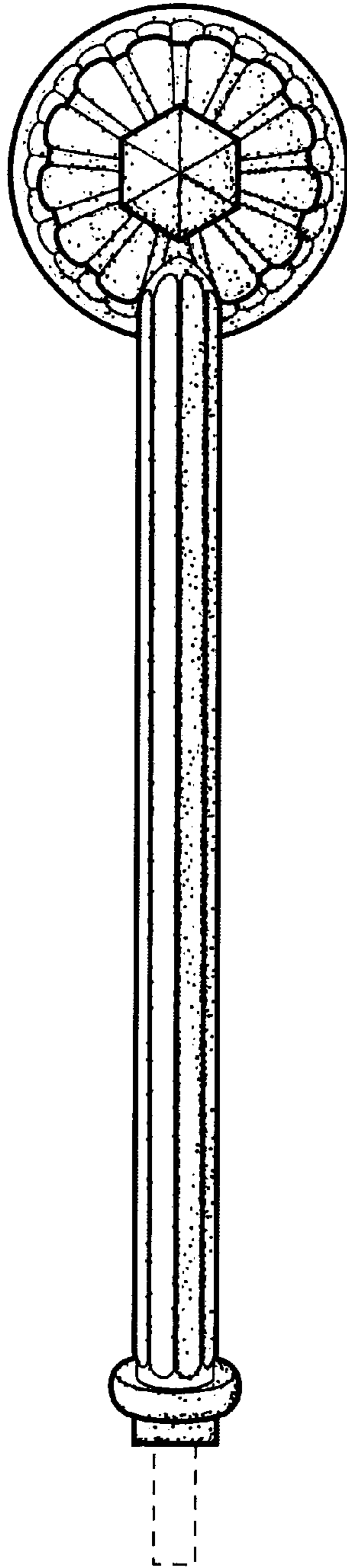


FIG. 6