



US00D463058S

(12) **United States Design Patent**
Nourishad

(10) **Patent No.:** **US D463,058 S**

(45) **Date of Patent:** **** Sep. 17, 2002**

(54) **LUMINAIRE**

(75) Inventor: **Feridoun Nourishad**, Irvine, CA (US)

(73) Assignee: **Genlyte Thomas Group LLC**,
Louisville, KY (US)

(**) Term: **14 Years**

(21) Appl. No.: **29/156,662**

(22) Filed: **Mar. 5, 2002**

(51) **LOC (7) Cl.** **26-03**

(52) **U.S. Cl.** **D26/76**

(58) **Field of Search** D26/72, 75-78;
362/147, 404-408, 432, 217-223

(56) **References Cited**

U.S. PATENT DOCUMENTS

- D134,531 S * 12/1942 Kotcher
- D364,478 S * 11/1995 Pesau D26/76
- 6,250,019 B1 * 6/2001 Simons, Jr. et al. 52/36.1

OTHER PUBLICATIONS

Illimunotecnica Nov. 1997; p. 274; fixture in center of page.*

www.edithabitat.com "Canalina" style by nuovaelleluce; accessed May 9, 2002.*

* cited by examiner

Primary Examiner—Alan P. Douglas

Assistant Examiner—Clare E. Heflin

(74) *Attorney, Agent, or Firm*—Jeffrey A. Haerberlin;
Middleton Reutlinger

(57) **CLAIM**

The ornamental design for a luminaire, as shown and described.

DESCRIPTION

FIG. 1 is a perspective view of a luminaire showing my design;

FIG. 2 is a front elevational view thereof;

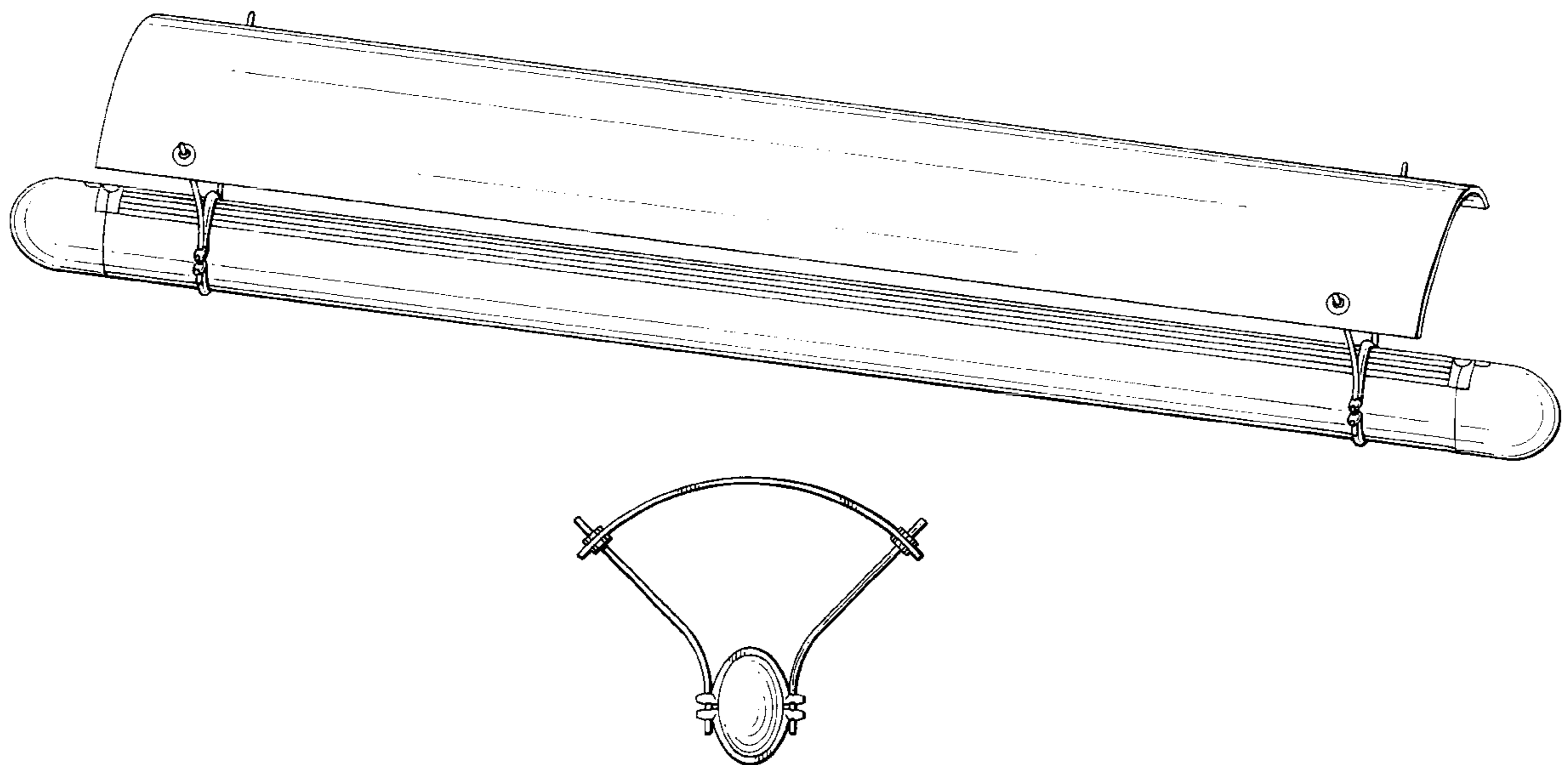
FIG. 3 is a right side elevational view thereof;

FIG. 4 is a bottom plan view thereof; and,

FIG. 5 is a top plan view thereof.

The rear elevational view is a mirror image of front elevational view and, therefore, has been omitted. The left side elevational view is a mirror image of the right side elevational view and, therefore, has also been omitted.

1 Claim, 4 Drawing Sheets



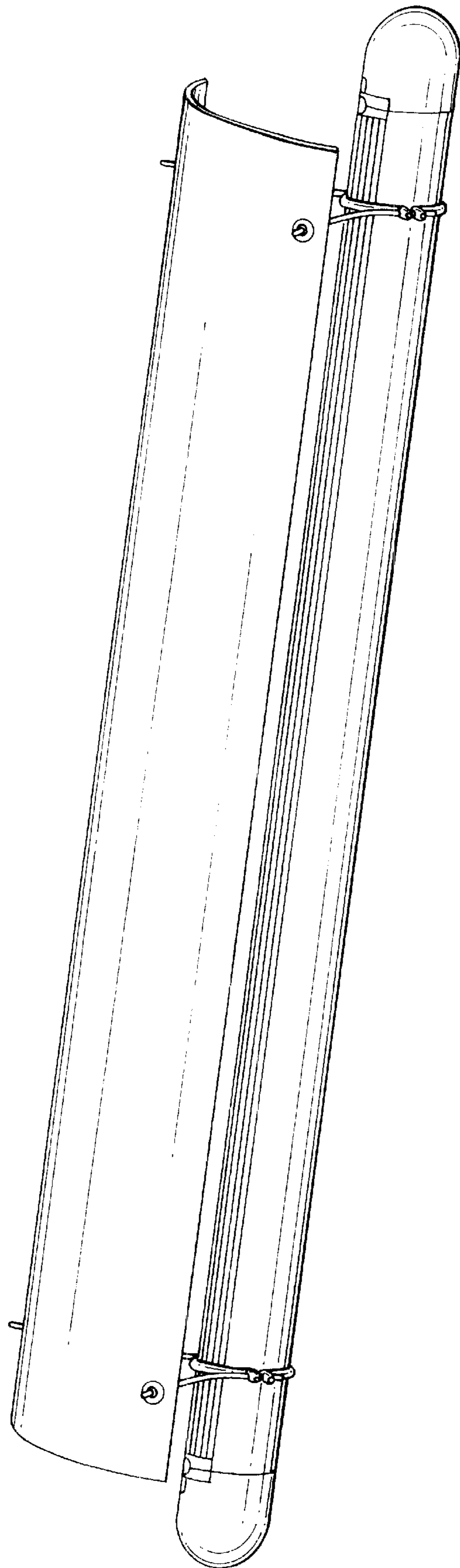


FIG. 1




FIG. 2

W 100 TP

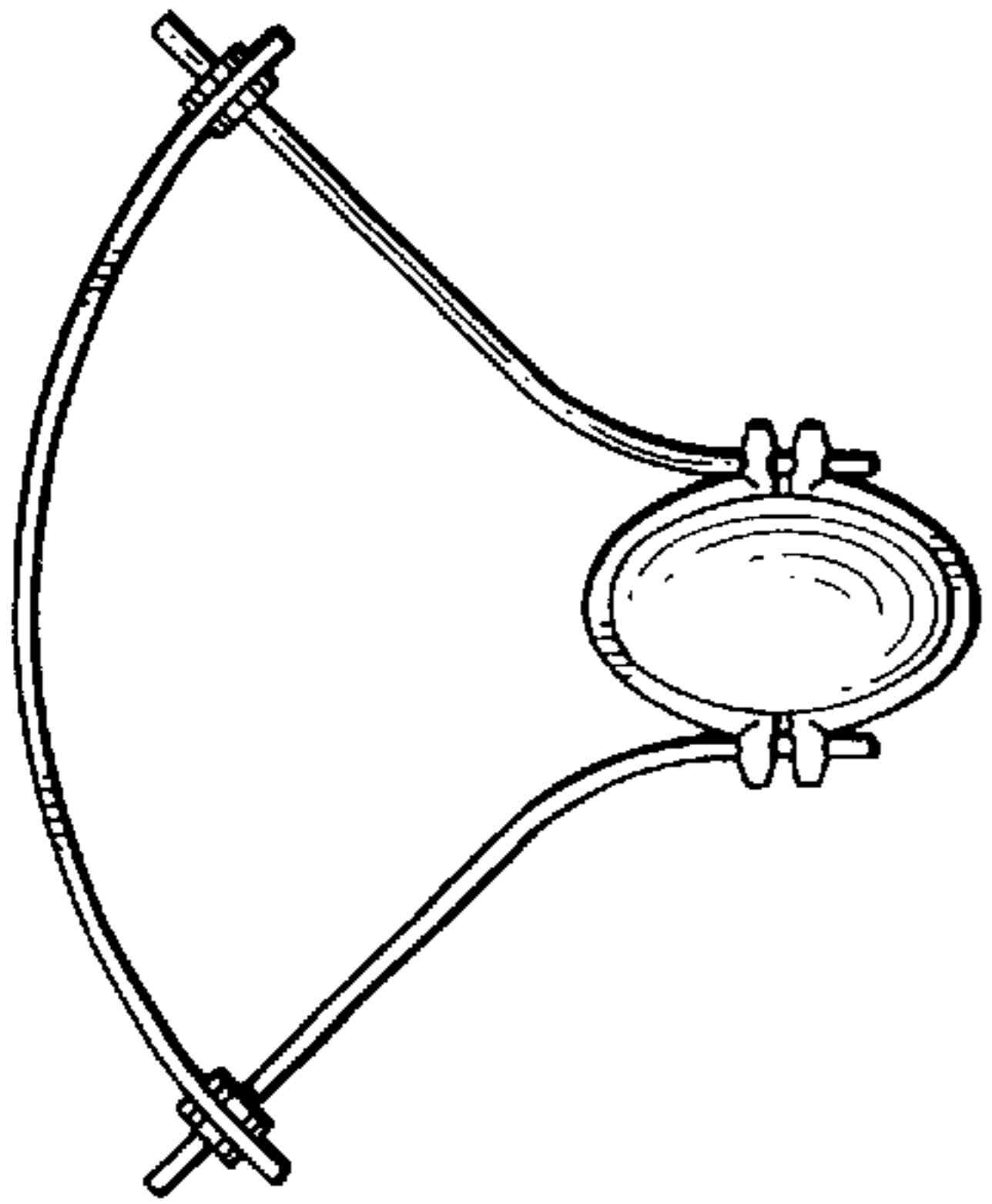


FIG. 3




FIG. 4




FIG. 5