



US00D463033S

(12) **United States Design Patent**
Cohn

(10) **Patent No.: US D463,033 S**

(45) **Date of Patent: ** Sep. 17, 2002**

- (54) **KIOSK**
- (75) Inventor: **Garry Cohn, Dallas, TX (US)**
- (73) Assignee: **Viad Corporation, Grapevine, TX (US)**
- (**) Term: **14 Years**
- (21) Appl. No.: **29/157,205**
- (22) Filed: **Mar. 15, 2002**
- (51) **LOC (7) Cl. 25-03**
- (52) **U.S. Cl. D25/16**
- (58) **Field of Search D25/16; D6/437;**
52/36.1, 36.2

| | | | | |
|-------------|---------|-----------------|-------|---------|
| D368,606 S | 4/1996 | Sargent, III | | D6/481 |
| 5,551,774 A | 9/1996 | Campbell et al. | | 312/284 |
| D379,664 S | 6/1997 | Horton | | D25/16 |
| D379,665 S | 6/1997 | Horton | | D25/16 |
| D379,666 S | 6/1997 | Horton | | D25/16 |
| D379,667 S | 6/1997 | Horton | | D25/16 |
| D383,854 S | 9/1997 | Ruscitto | | D25/16 |
| 5,692,342 A | 12/1997 | Devlin, Jr. | | 52/36 |
| D396,113 S | 7/1998 | Horton | | D25/16 |
| D396,114 S | 7/1998 | Horton | | D25/16 |
| D403,179 S | 12/1998 | Horton | | D6/474 |
| D405,629 S | 2/1999 | Horton | | D6/474 |
| D406,354 S | 3/1999 | Horton | | D25/16 |
| D406,903 S | 3/1999 | Horton | | D25/16 |
| D407,921 S | 4/1999 | Horton | | D6/474 |
| D413,392 S | 8/1999 | Horton | | D25/16 |
| D423,113 S | 4/2000 | Horton | | D25/16 |
| D423,682 S | 4/2000 | Horton | | D25/31 |
| D424,700 S | 5/2000 | Horton | | D25/18 |
| D424,701 S | 5/2000 | Horton | | D25/18 |
| D435,113 S | 12/2000 | Horton | | D25/16 |
| D438,984 S | 3/2001 | Cohn | | D25/16 |
| D440,319 S | 4/2001 | Horton | | D25/16 |
| D443,069 S | 5/2001 | Horton | | D25/16 |
| D445,910 S | 7/2001 | Cohn | | D25/16 |
| D445,911 S | 7/2001 | Cohn | | D25/16 |
| D445,912 S | 7/2001 | Cohn | | D25/16 |
| D445,913 S | 7/2001 | Horton | | D25/16 |
| D446,314 S | 8/2001 | Horton | | D25/16 |

- (56) **References Cited**
- U.S. PATENT DOCUMENTS**
- 589,971 A 9/1897 Kephart
 - D54,883 S 4/1920 Willett
 - D85,555 S 11/1931 Stebbings
 - D148,842 S 3/1948 Cushman D30/11
 - D149,381 S 4/1948 Schick D80/9
 - D152,219 S 12/1948 Schick D80/9
 - D152,371 S 1/1949 Schick D80/11
 - 2,836,860 A 6/1958 Staropoli 20/1.6
 - D200,225 S 2/1965 Benjamin D80/11
 - D219,579 S 12/1970 Wormser D25/4
 - 3,715,815 A 2/1973 Lewis 35/60
 - D254,327 S 2/1980 Tasse D25/26
 - D256,530 S 8/1980 Johnson D6/144
 - D260,708 S 9/1981 Schindler D6/144
 - D265,617 S 8/1982 Sauroge, III et al. D6/144
 - D279,408 S 6/1985 Davenport D25/25
 - 4,572,598 A 2/1986 Moore 312/284
 - D288,040 S 2/1987 LeBlanc D6/473
 - D288,609 S 3/1987 Watkins D25/11
 - D302,221 S 7/1989 Suttles et al. D6/481
 - D313,077 S 12/1990 Minarro D25/16
 - 5,048,857 A 9/1991 Stevens 280/651
 - D326,024 S 5/1992 Boyd et al. D6/480
 - D341,458 S 11/1993 Carroll D34/20
 - D346,867 S 5/1994 Montilla D25/16
 - D348,367 S 7/1994 Geisen et al. D6/481
 - D350,829 S 9/1994 Horton D25/16
 - 5,375,899 A 12/1994 Wright 296/21
 - D354,816 S 1/1995 Horton D25/16
 - D367,777 S 3/1996 Arnone D6/436

Primary Examiner—Doris Clark
(74) *Attorney, Agent, or Firm*—Locke Liddell & Sapp LLP

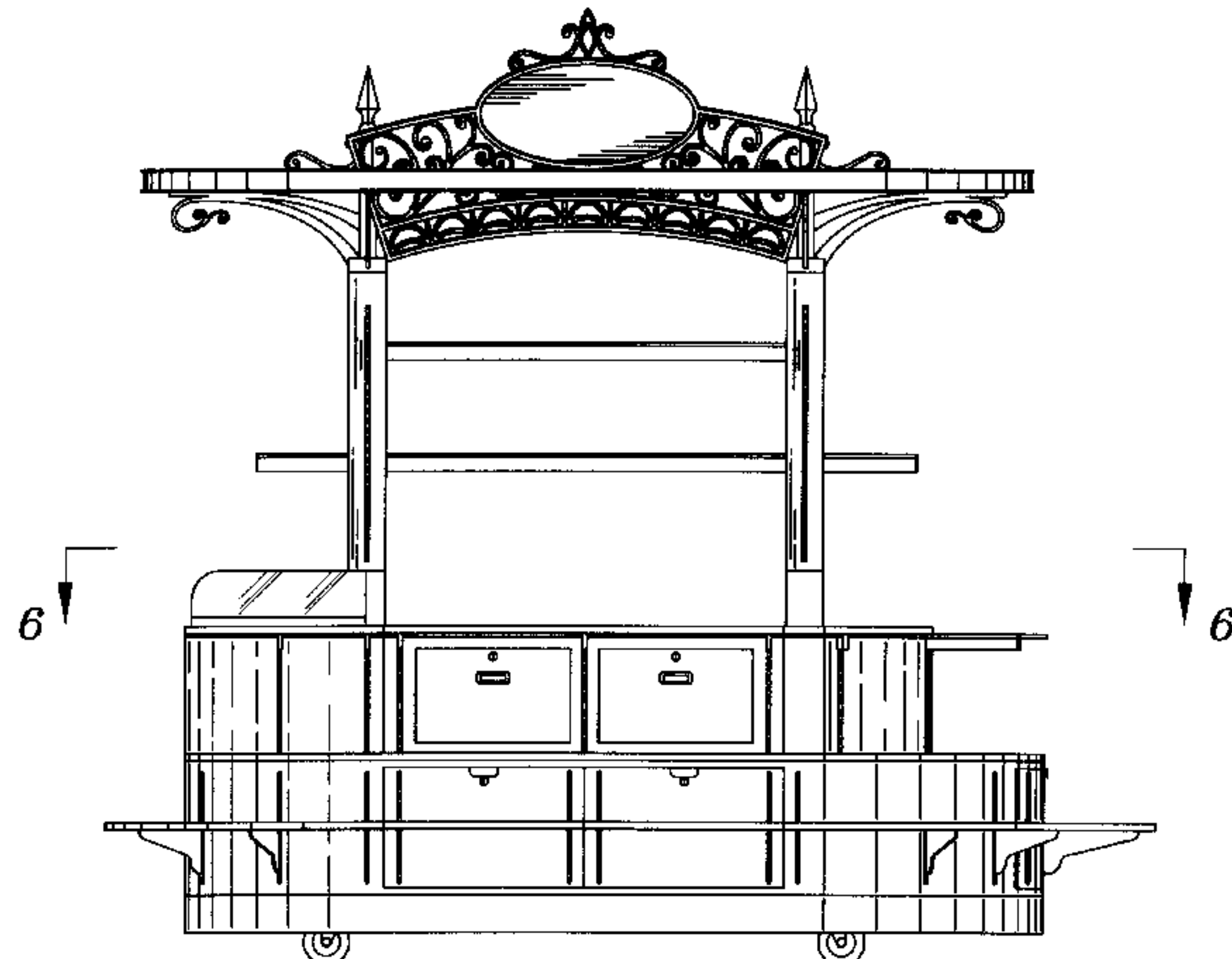
(57) **CLAIM**

The ornamental design for “kiosk”, as shown and described.

DESCRIPTION

FIG. 1 is a left side elevational view of a kiosk showing my new design;
 FIG. 2 is a front elevational view thereof, the rear elevational view being identical thereto;
 FIG. 3 is a right side elevational view thereof;
 FIG. 4 is a top plan view thereof;
 FIG. 5 is a bottom plan view thereof; and,
 FIG. 6 is a sectional view thereof taken generally along sectional lines 6—6 of FIG. 2.

1 Claim, 6 Drawing Sheets



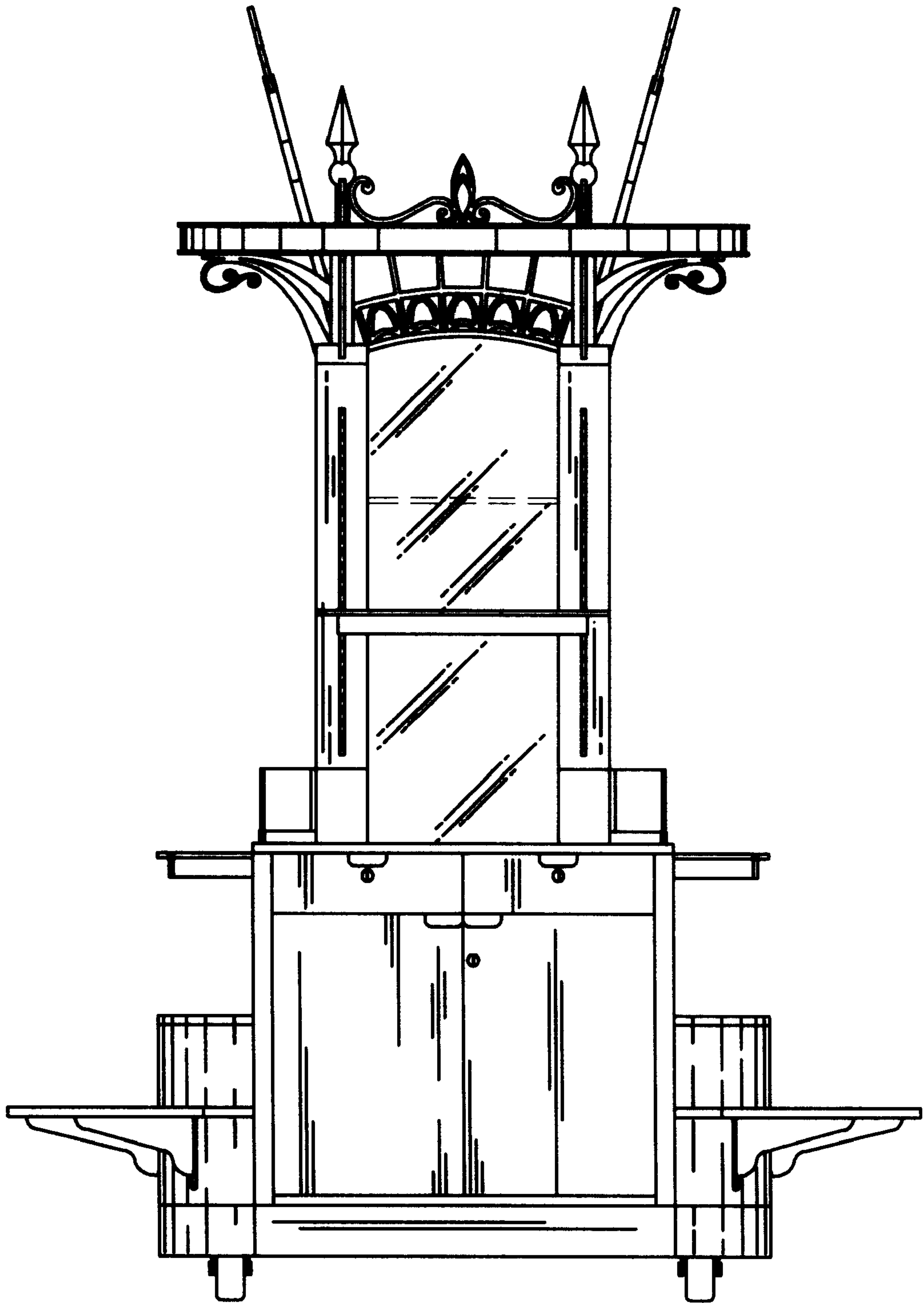


FIG. 1

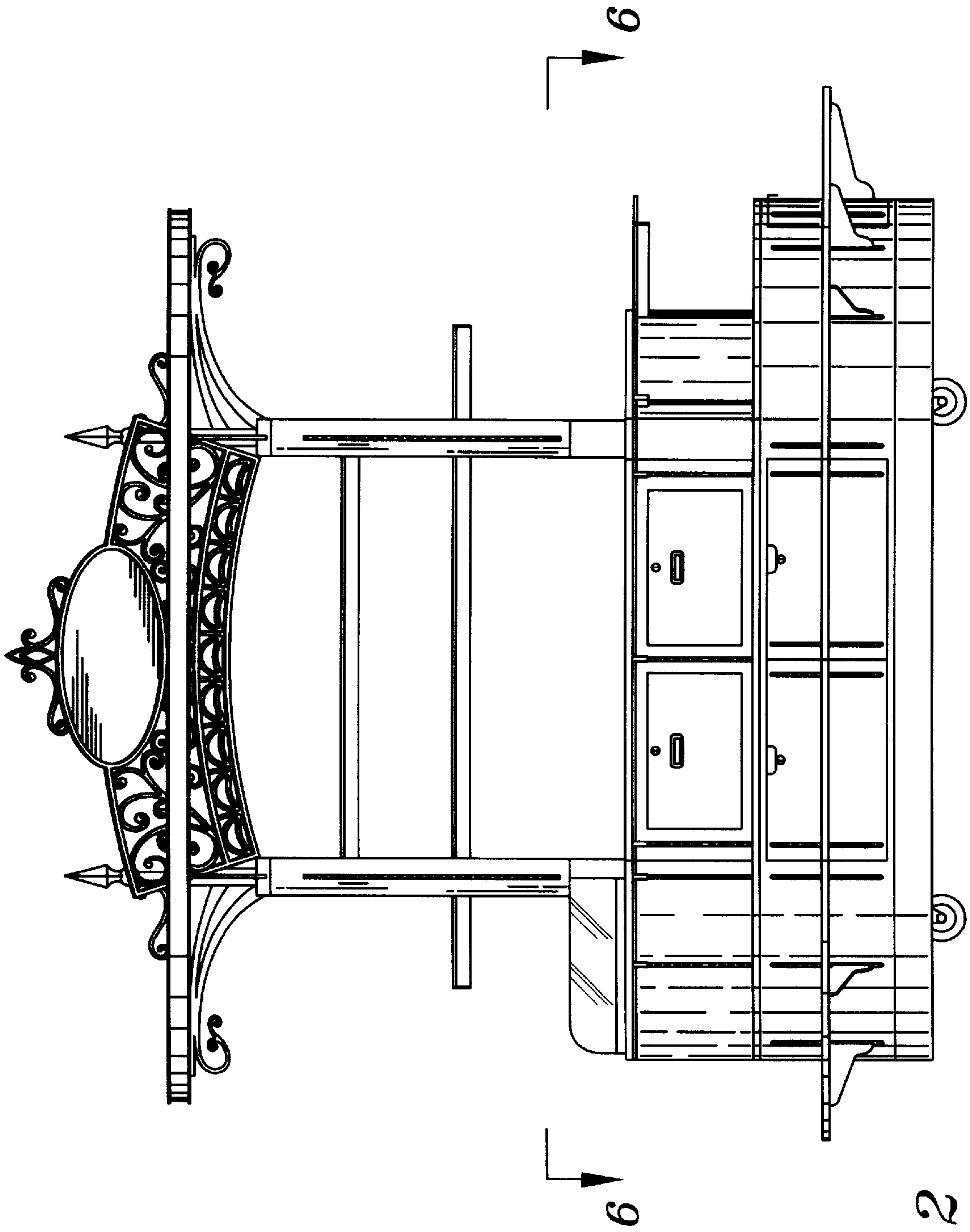


FIG. 2

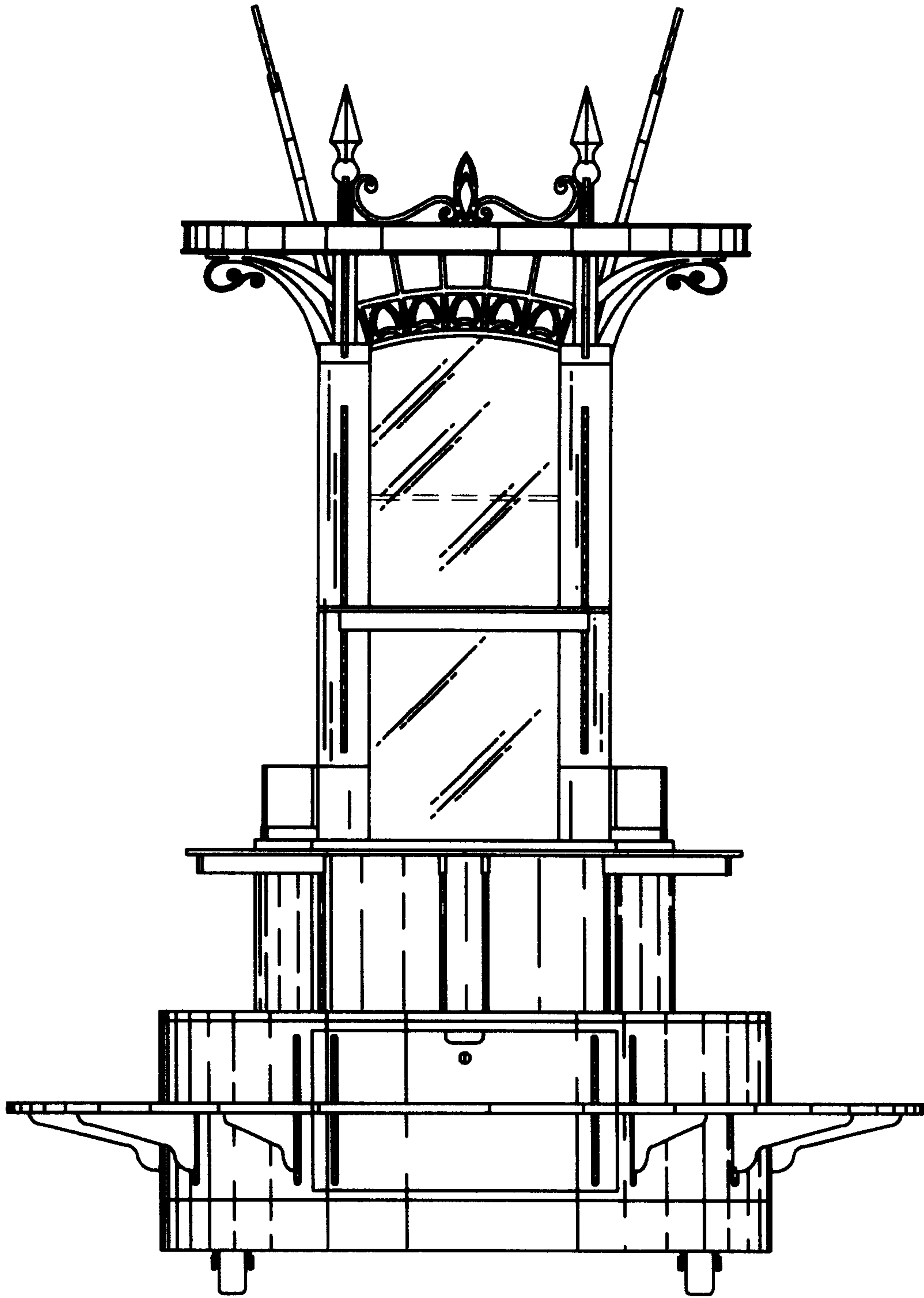


FIG. 3

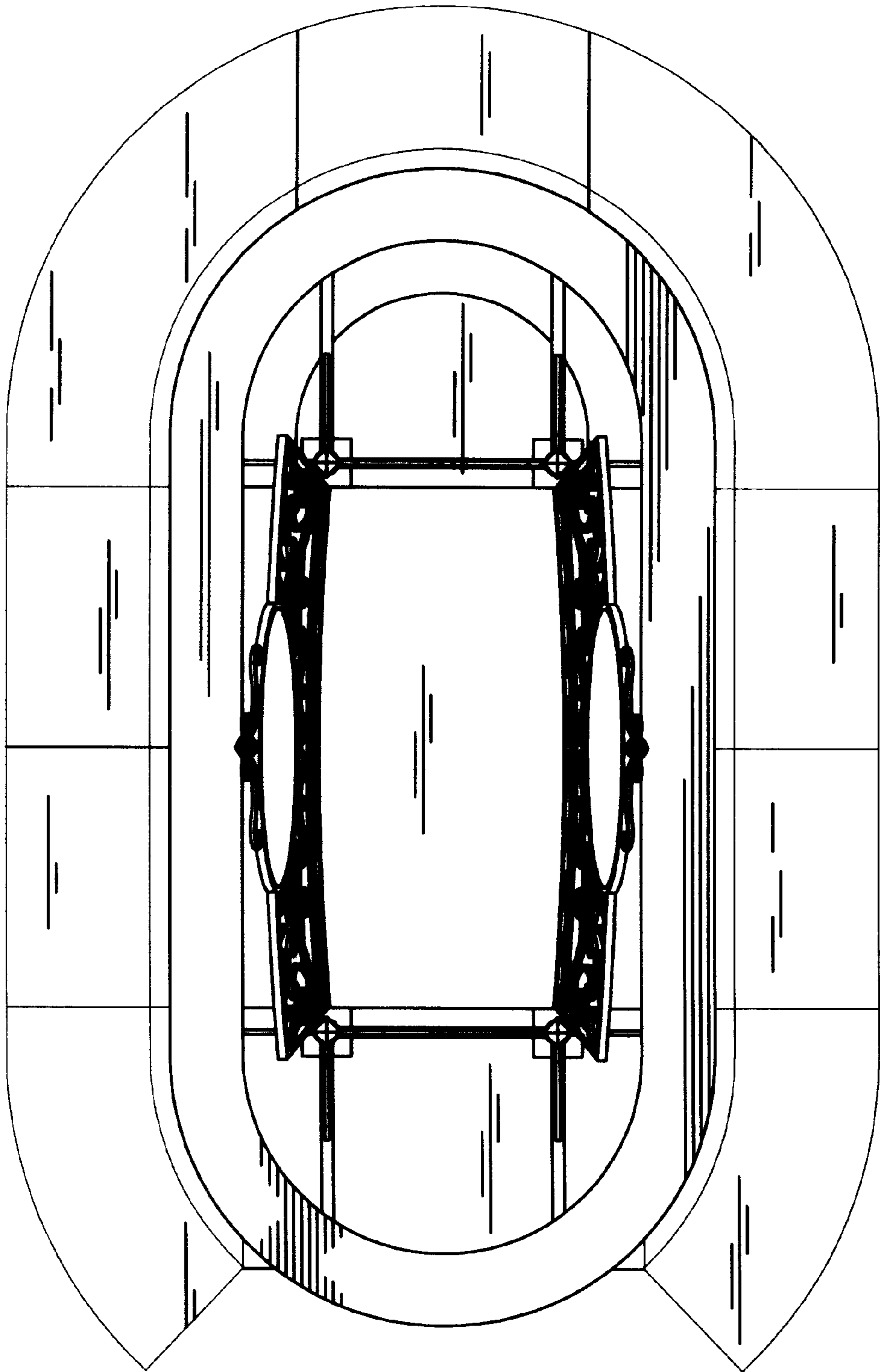


FIG. 4

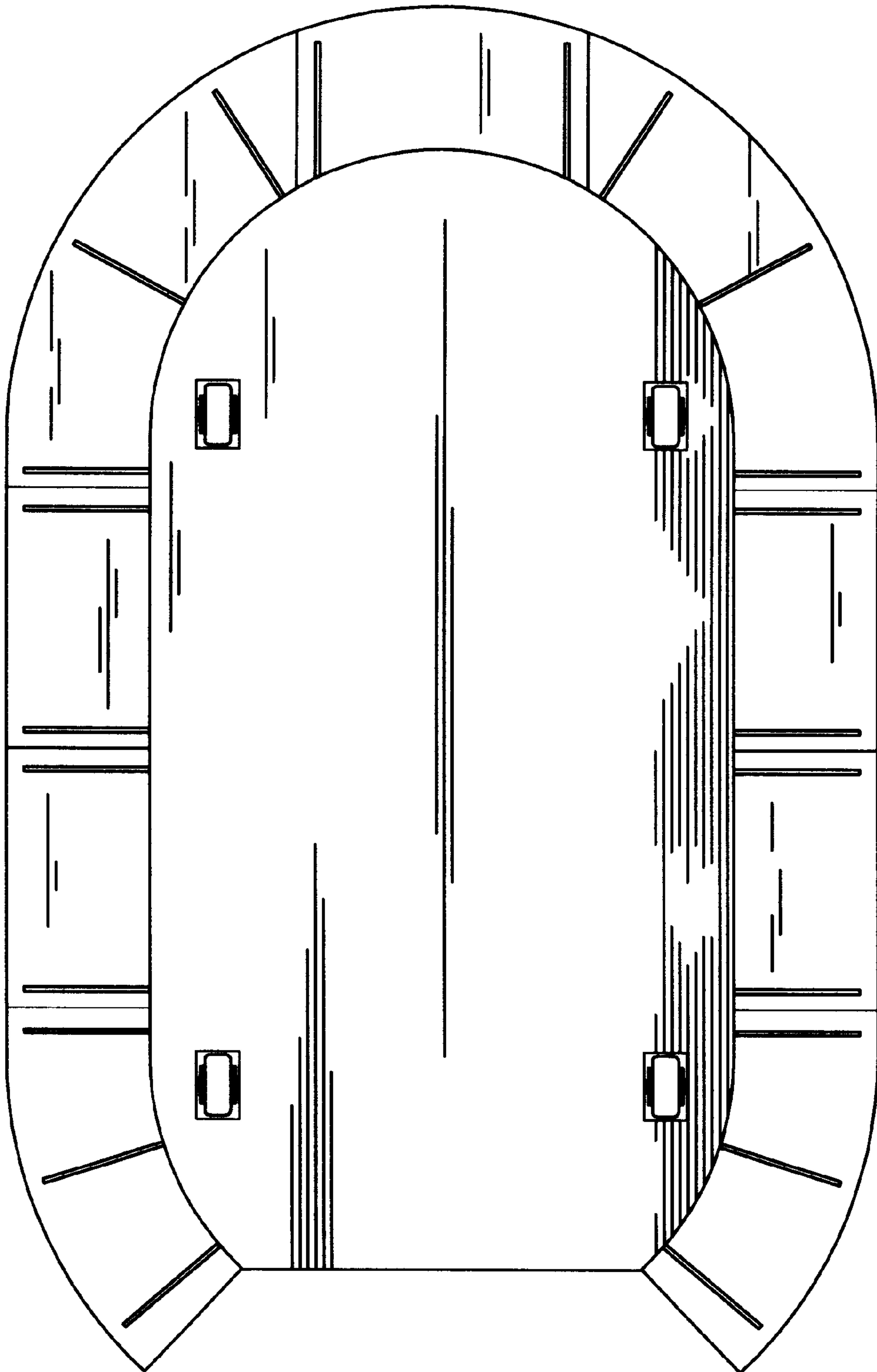


FIG. 5




FIG. 6