



US00D463016S

(12) **United States Design Patent**
Witzig

(10) **Patent No.:** **US D463,016 S**

(45) **Date of Patent:** **** Sep. 17, 2002**

(54) **COVER FOR A FLUSHING TANK**

(75) Inventor: **Uli Witzig**, Wolfhausen (CH)

(73) Assignee: **Geberit Technik AG**, Jona (CH)

(**) Term: **14 Years**

(21) Appl. No.: **29/141,759**

(22) Filed: **May 14, 2001**

(30) **Foreign Application Priority Data**

Nov. 14, 2000 (XH) DMA/005 076

(51) **LOC (7) Cl.** **23-02**

(52) **U.S. Cl.** **D23/313**

(58) **Field of Search** D23/270-272,
D23/295, 298, 301, 303, 309, 313; 4/300,
328-329, 353, 364, 476-477, 242.1

(56) **References Cited**

U.S. PATENT DOCUMENTS

D108,018 S * 1/1938 Norris D23/313

D237,886 S * 12/1975 Korol D23/313

D299,166 S * 12/1988 Reid D23/313 X

D348,311 S * 6/1994 Witzig D23/313

D393,900 S * 4/1998 Witzig D23/313

D413,969 S * 9/1999 Lin D23/311

* cited by examiner

Primary Examiner—Louis S. Zarfes

Assistant Examiner—Robert A. Delehanty

(74) *Attorney, Agent, or Firm*—Browdy and Neimark,
P.L.L.C.

(57) **CLAIM**

The ornamental design for a cover for a flushing tank, as shown and described.

DESCRIPTION

FIG. 1 is a perspective view of a cover for a flushing tank in accordance with a first form of the present design; FIG. 2 is a front view thereof; FIG. 3 is a bottom elevational view thereof; FIG. 4 is a top elevational view thereof; FIG. 5 is a right elevational view thereof; and, FIG. 6 is a left elevational view thereof.

1 Claim, 1 Drawing Sheet

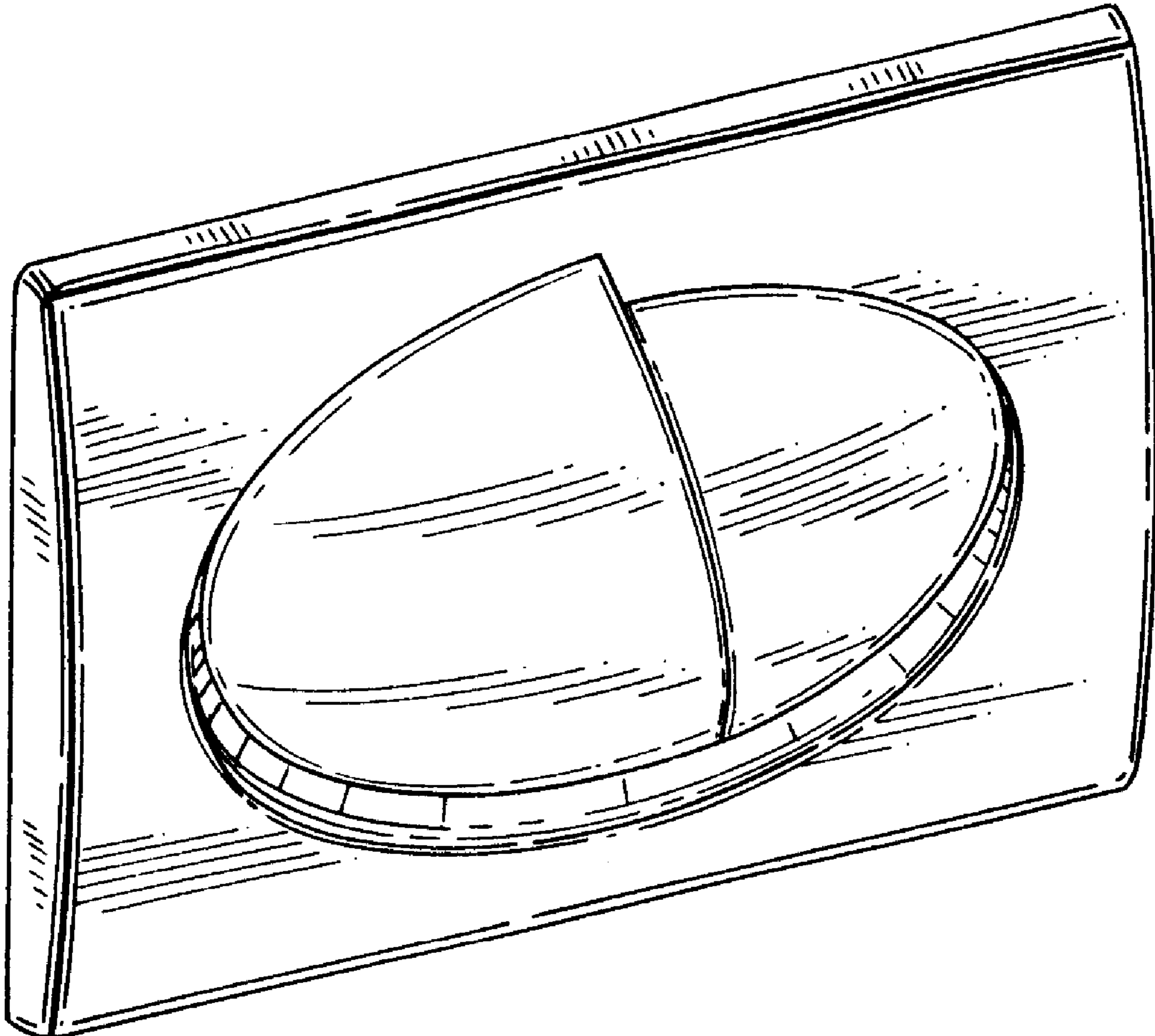


FIG. 1

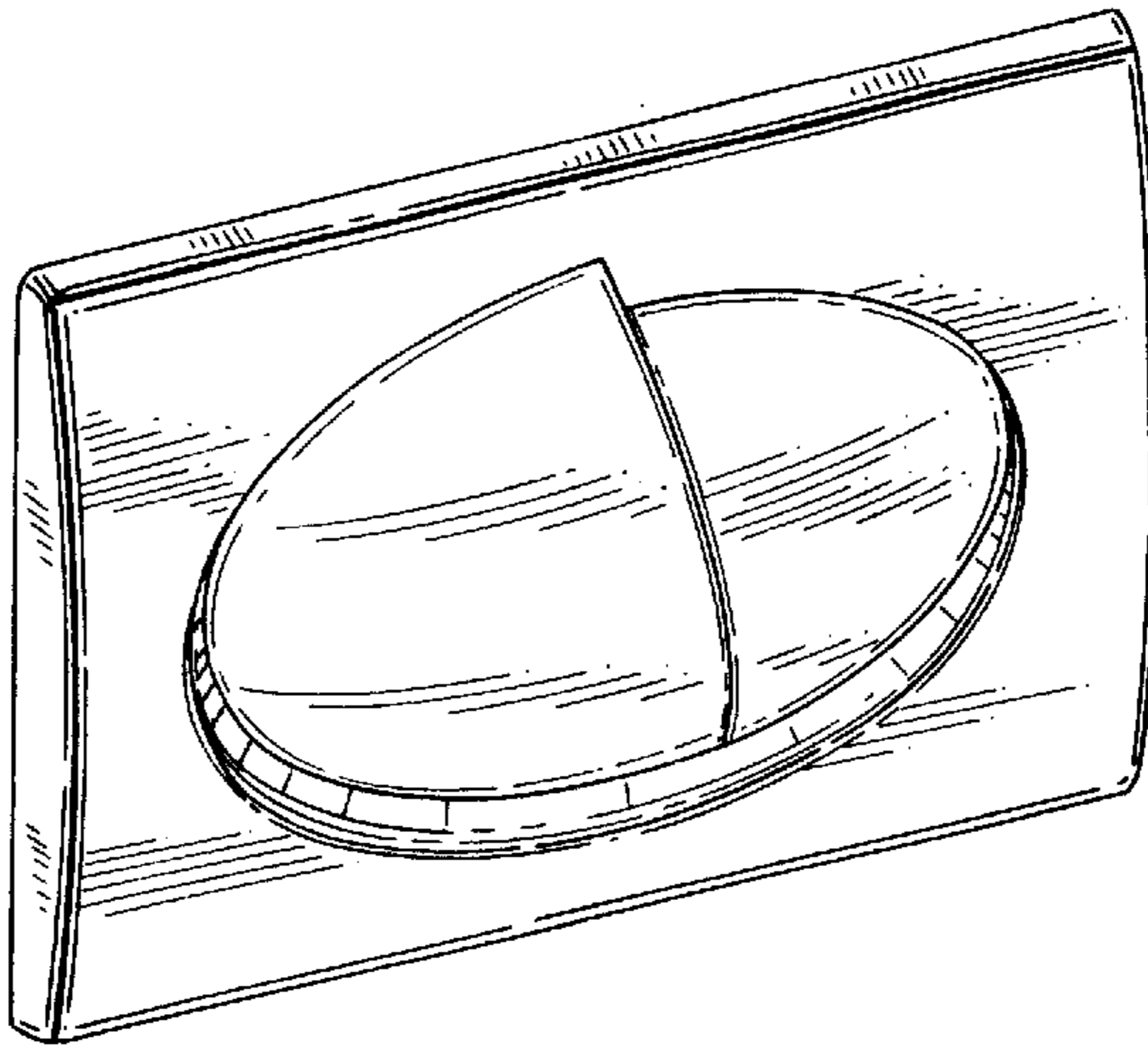


FIG. 2

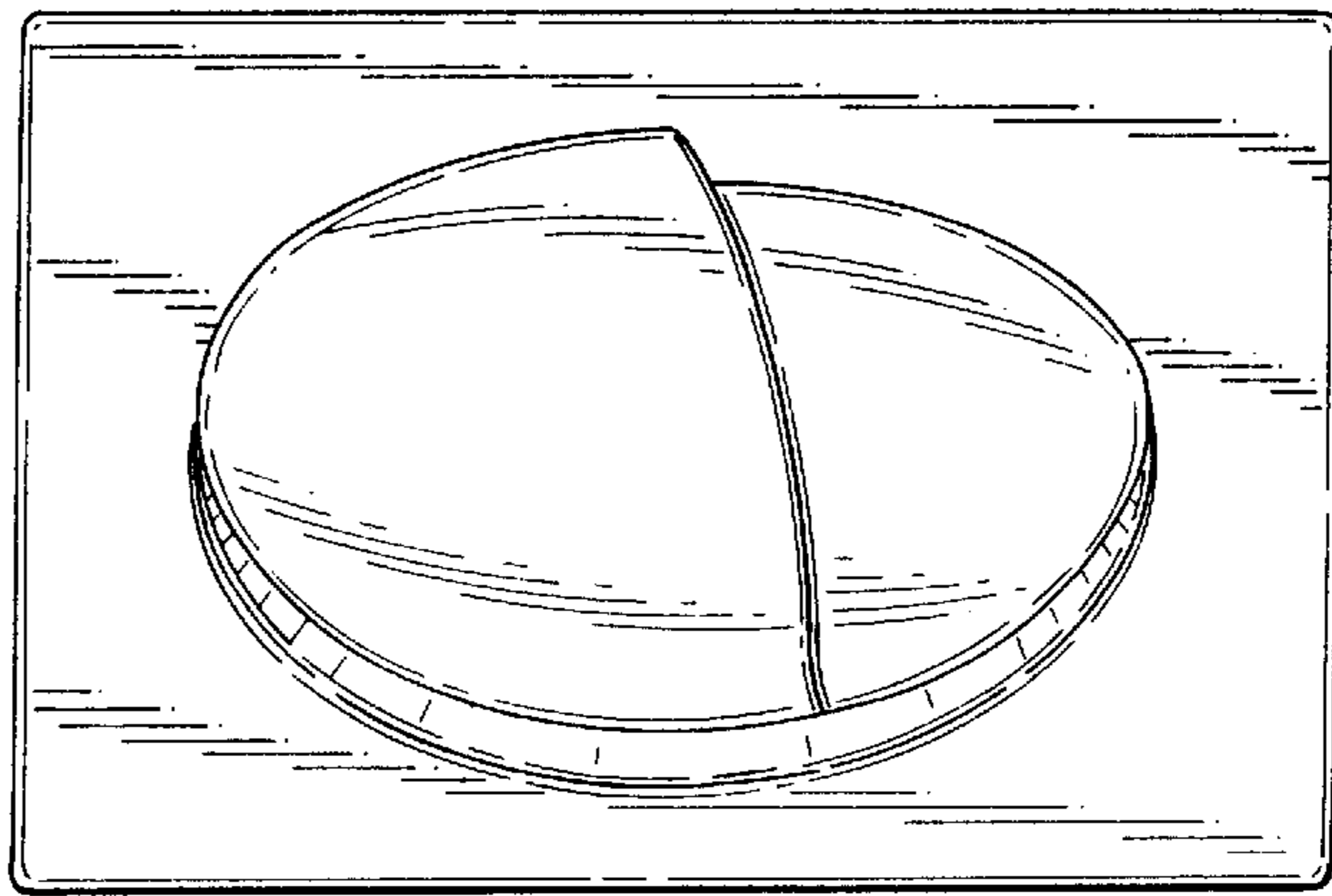


FIG. 3




FIG. 4



FIG. 5



FIG. 6

