



US00D462998S

(12) **United States Design Patent**
Slater et al.

(10) **Patent No.:** **US D462,998 S**

(45) **Date of Patent:** **** Sep. 17, 2002**

(54) **PEN AND PENCIL HOLDER**

(75) Inventors: **Owen Slater**, Chicago, IL (US); **Jill Hunt**, Lakewood, OH (US); **Daniel Luchay**, Chicago, IL (US); **John Van Akkeren**, Chicago, IL (US)

(73) Assignee: **Thermos L.L.C.**, Schaumburg, IL (US)

(**) Term: **14 Years**

(21) Appl. No.: **29/144,774**

(22) Filed: **Jul. 10, 2001**

(51) **LOC (7) Cl.** **19-06**

(52) **U.S. Cl.** **D19/85; D19/77**

(58) **Field of Search** D19/65, 75, 77,
D19/81-85, 95, 99, 100; 206/214, 224,
371; 211/69.1-69.9

(56) **References Cited**

U.S. PATENT DOCUMENTS

- D118,411 S * 1/1940 Dolgorukov D19/85
- 3,327,688 A * 6/1967 Smith 206/214
- D219,719 S * 1/1971 Fleming D19/85
- D299,477 S * 1/1989 Klodt D19/85
- D308,076 S * 5/1990 Gecchelin D19/85
- 5,224,594 A * 7/1993 Hou 206/214

- D364,189 S * 11/1995 Trombly D19/77
- D372,146 S * 7/1996 Svec D6/476
- D430,215 S * 8/2000 Trombly D19/77

* cited by examiner

Primary Examiner—Martie K. Holtje

(74) *Attorney, Agent, or Firm*—Wood, Phillips, Katz, Clark & Mortimer

(57) **CLAIM**

The ornamental design for a pen and pencil holder, as shown and described.

DESCRIPTION

FIG. 1 is a perspective view of our pen and pencil holder as seen from above;

FIG. 2 is a top plan view of our pen and pencil holder;

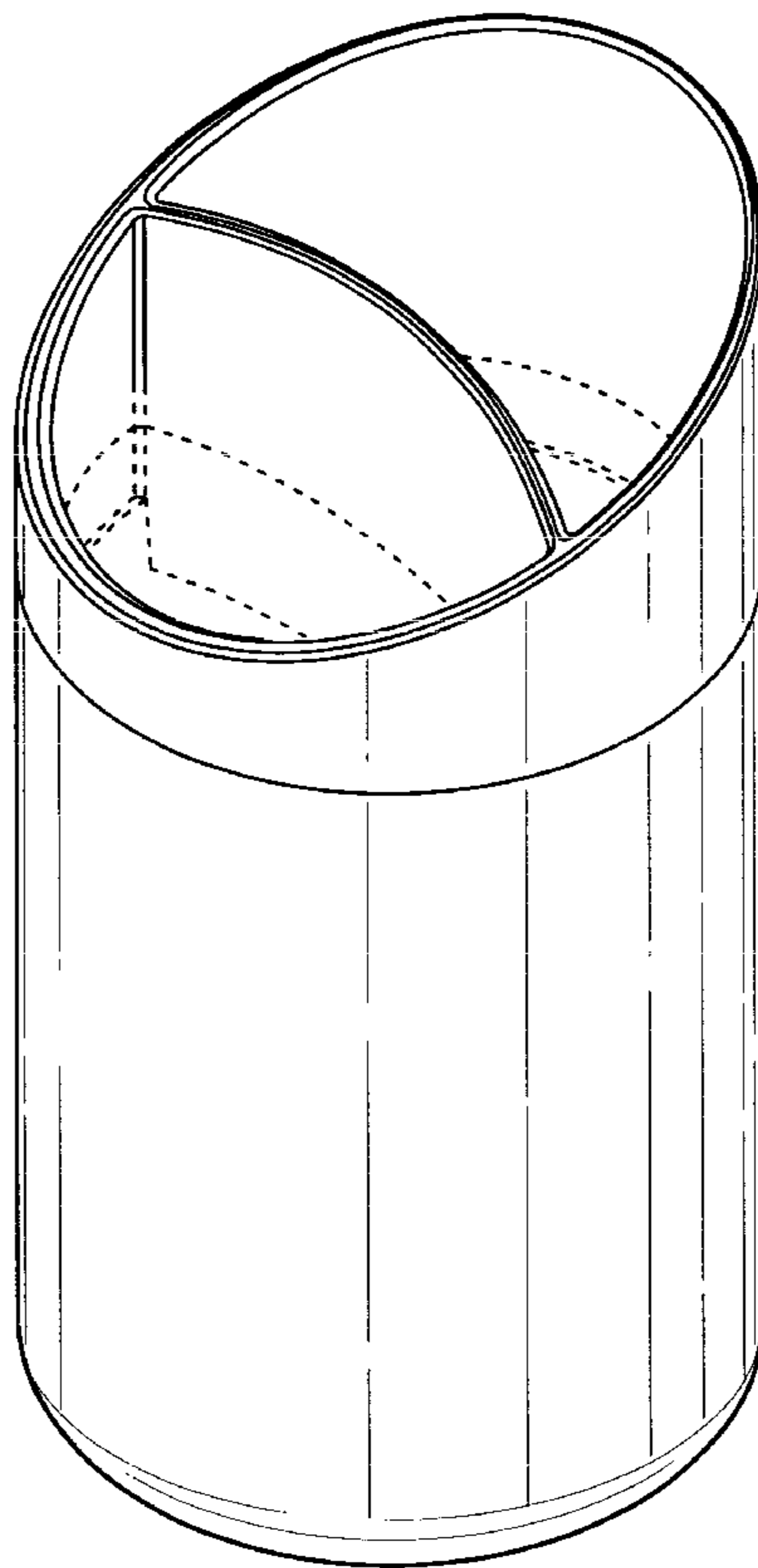
FIG. 3 is a rear elevation of our pen and pencil holder;

FIG. 4 is a side elevation of our pen and pencil holder taken from the left side thereof, it being understood that the right side is a mirror image of FIG. 4;

FIG. 5 is a front elevation of our pen and pencil holder; and, FIG. 6 is a bottom plan view of our pen and pencil holder.

The structure depicted by means of broken lines in FIGS. 1 and 2 has been shown for illustrative purposes only and forms no part of the claimed design.

1 Claim, 3 Drawing Sheets



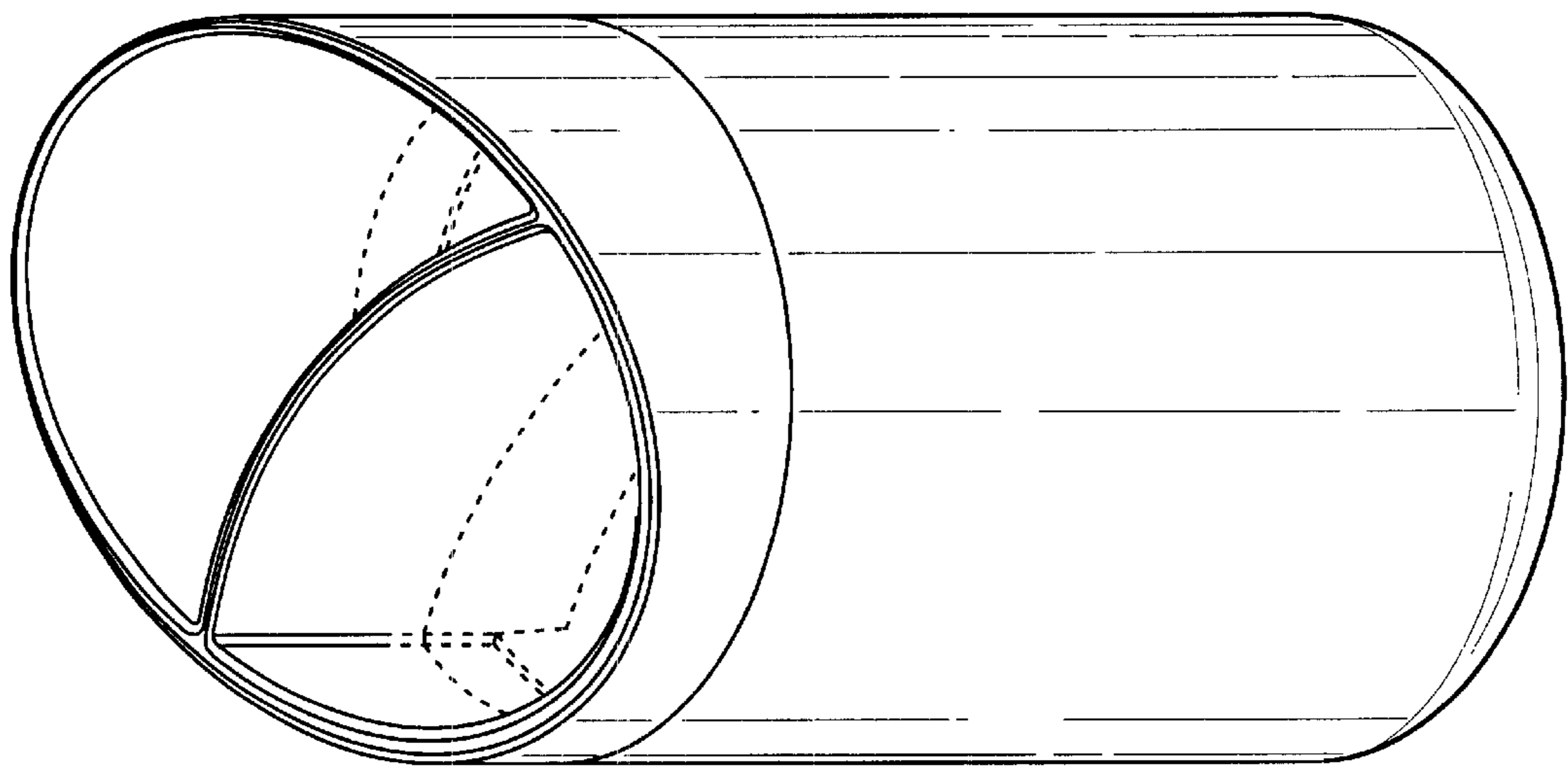


Fig. 1

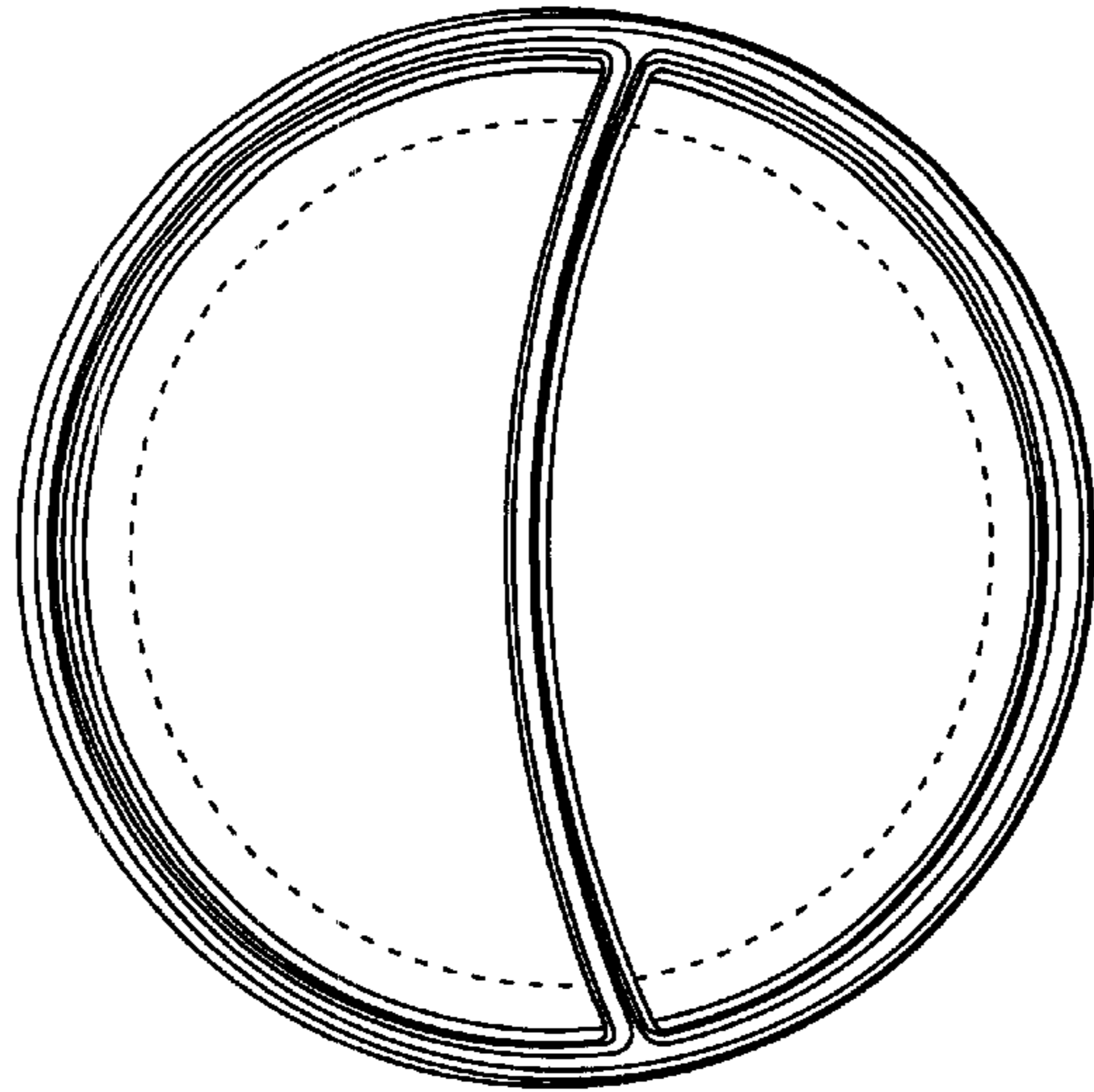


Fig. 2




Fig. 4




Fig. 3




Fig. 5

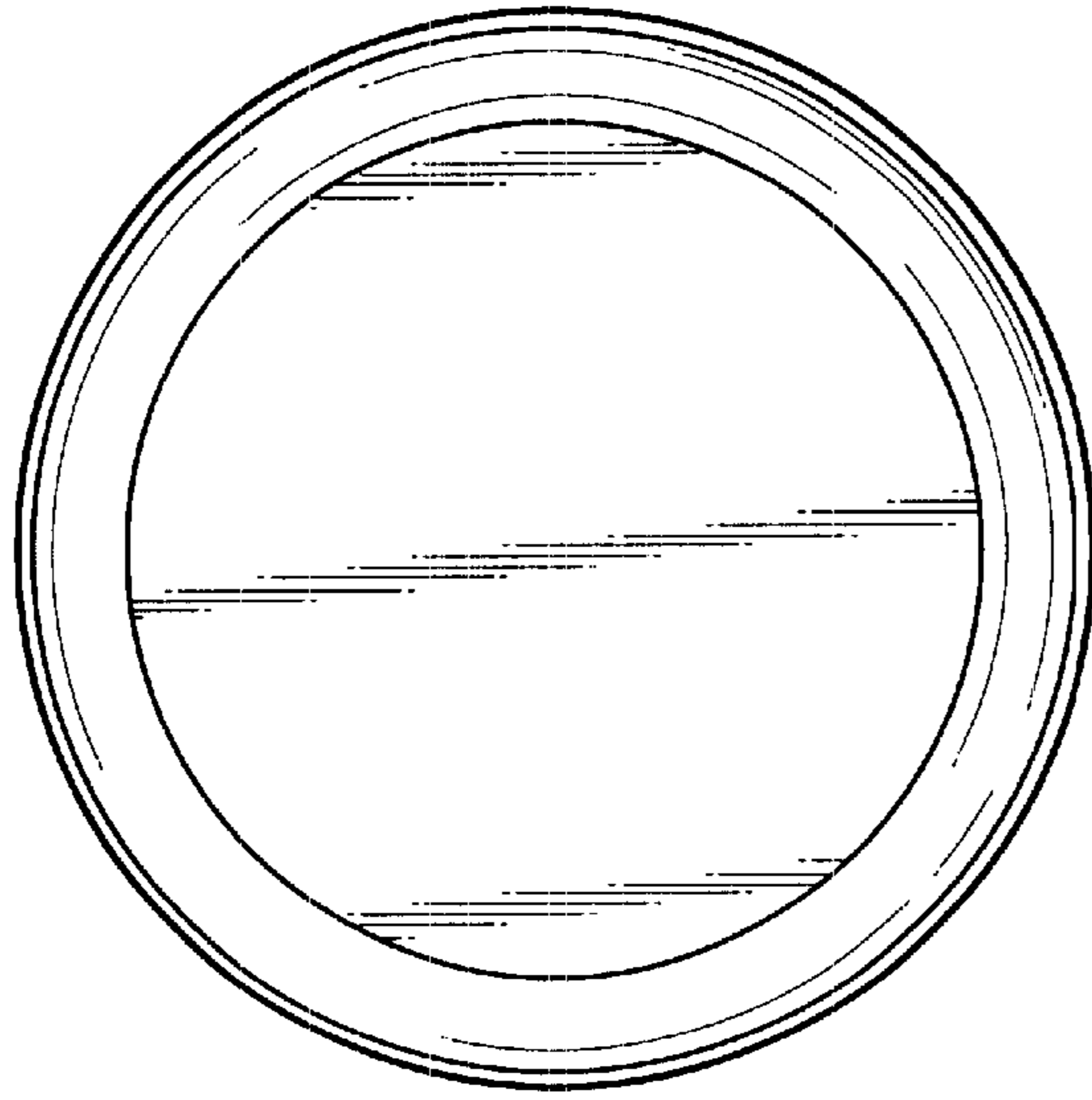


Fig. 6