



US00D462991S

(12) **United States Design Patent**
Podszuweit

(10) **Patent No.: US D462,991 S**

(45) **Date of Patent: ** Sep. 17, 2002**

(54) **WRITING INSTRUMENT**

(75) Inventor: **Dietmar Podszuweit, Hamburg (DE)**

(73) Assignee: **Montblanc-Simplo GmbH, Hamburg (DE)**

(**) Term: **14 Years**

(21) Appl. No.: **29/149,412**

(22) Filed: **Oct. 11, 2001**

(30) **Foreign Application Priority Data**

Apr. 12, 2001 (XH) DMA/005 267

(51) **LOC (7) Cl. 19-06**

(52) **U.S. Cl. D19/51; D19/48; D19/46**

(58) **Field of Search D19/35, 36, 41-51, D19/53-58, 81-85; 401/99-101, 103-106, 107-110, 111-117, 209, 83, 45, 52, 195**

(56) **References Cited**

U.S. PATENT DOCUMENTS

D35,128 S * 9/1901 Schupp D19/51
D80,362 S * 1/1930 Cuthbert D19/51
2,377,117 A * 5/1945 Watkins 401/195 X

D151,771 S * 11/1948 Kaupman D19/36 X
2,637,906 A * 5/1953 Giossi 401/52 X
2,642,042 A * 6/1953 Gowland 401/45
2,657,670 A * 11/1953 Colburn 401/83
2,690,163 A * 9/1954 Randolph 401/116
3,019,767 A * 2/1962 Ambros 401/111
3,101,964 A * 8/1963 Reaser D19/51 X
D445,454 S * 7/2001 Martens et al. D19/51

* cited by examiner

Primary Examiner—Martie K. Holtje

(74) *Attorney, Agent, or Firm*—Young & Thompson

(57) **CLAIM**

The ornamental design for a writing instrument, as shown and described.

DESCRIPTION

FIG. 1 is front elevation view;
FIG. 2 is a rear elevation view;
FIG. 3 is a side elevation view from the right of FIG. 2;
FIG. 4 is a side elevation view from the left of FIG. 2;
FIG. 5 is a perspective view;
FIG. 6 is a top view; and,
FIG. 7 is a bottom view.

1 Claim, 1 Drawing Sheet




Fig.1




Fig.2




Fig.3



Fig.4



Fig.5




Fig.6




Fig.7