



US00D462975S

(12) **United States Design Patent**
Chubb

(10) **Patent No.:** **US D462,975 S**

(45) **Date of Patent:** **** Sep. 17, 2002**

- (54) **DOOR FOR A COLD STORAGE CABINET**
- (75) Inventor: **Richard A Chubb**, Gloucester City, NJ (US)
- (73) Assignee: **Thermoseal Glass Corporation**, Gloucester, NJ (US)
- (**) Term: **14 Years**
- (21) Appl. No.: **29/136,239**
- (22) Filed: **Jan. 26, 2001**

- D198,000 S * 4/1964 Fogel D15/88
- D202,747 S * 11/1965 Relchow D15/88
- D244,019 S * 4/1977 Brown D15/88
- D352,620 S * 11/1994 Geisen et al. D15/81
- D402,138 S * 12/1998 Trilaske D15/81
- D421,534 S * 3/2000 Trulaske D15/81

* cited by examiner

Primary Examiner—Mitchell Siegel
(74) *Attorney, Agent, or Firm*—John Lezdey & Assoc

Related U.S. Application Data

- (63) Continuation-in-part of application No. 09/275,383, filed on Mar. 24, 1999, now Pat. No. 6,214,424.
- (51) **LOC (7) Cl.** **15-07**
- (52) **U.S. Cl.** **D15/91**
- (58) **Field of Search** D15/79, 81, 88, D15/91; D6/449, 470; 62/444, 445, 457.9; 312/236, 249, 138.1, 139.1

(57) **CLAIM**

The ornamental design for a door for a cold storage cabinet, as shown.

DESCRIPTION

FIG. 1 is a front view of a door for a cold storage cabinet showing my new design, the back view is a mirror image of the front view;

FIG. 2 is a right side view thereof, the left side view is a mirror image of the right side view; and,


FIG. 3 is a top view thereof, the bottom view is a mirror image of the top view.

(56) **References Cited**

U.S. PATENT DOCUMENTS

- D183,307 S * 8/1958 Grahn D15/88

1 Claim, 1 Drawing Sheet






FIG. 1



FIG. 2

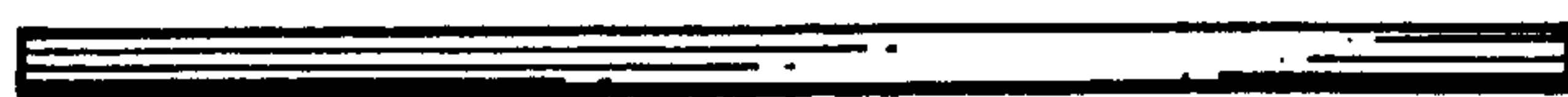


FIG. 3