



US00D462959S

(12) **United States Design Patent** (10) **Patent No.:** **US D462,959 S**
O'Bradovich et al. (45) **Date of Patent:** **** *Sep. 17, 2002**

(54) **PERSONAL COMMUNICATION DEVICE**

D383,731 S * 9/1997 Mieki et al. D14/345
D408,021 S * 4/1999 Haitani et al. D14/345

(75) Inventors: **Michael L. O'Bradovich**, San Clemente, CA (US); **Steven W. Schebesch**, Aliso Viejo, CA (US)

* cited by examiner

(73) Assignee: **American Calcar Inc.**, Wilmington, DE (US)

Primary Examiner—Freda Nunn
(74) *Attorney, Agent, or Firm*—Christie, Parker & Hale, LLP

(*) Notice: This patent is subject to a terminal disclaimer.

(57) **CLAIM**

(**) Term: **14 Years**

The ornamental design for a personal communication device, as shown and described.

DESCRIPTION

(21) Appl. No.: **29/121,754**

FIG. 1 is a front view of a personal communication device showing our new design;

(22) Filed: **Apr. 12, 2000**

FIG. 2 is a top view of the embodiment of the design of FIG. 1;

(51) **LOC (7) Cl.** **14-02**

(52) **U.S. Cl.** **D14/345**

(58) **Field of Search** D14/387, 341, D14/345, 346; D18/1, 2, 7; 235/145 A, 145 R; 341/22, 23; 345/156, 168, 169, 172; 340/905

FIG. 3 is a bottom view of the embodiment of the design of FIG. 1;

FIG. 4 is a left side view of the embodiment of the design of FIG. 1; and,

(56) **References Cited**

FIG. 5 is a right side view of the embodiment of the design of FIG. 1.

U.S. PATENT DOCUMENTS

D370,213 S * 5/1996 Iwamoto et al. D14/387

1 Claim, 1 Drawing Sheet

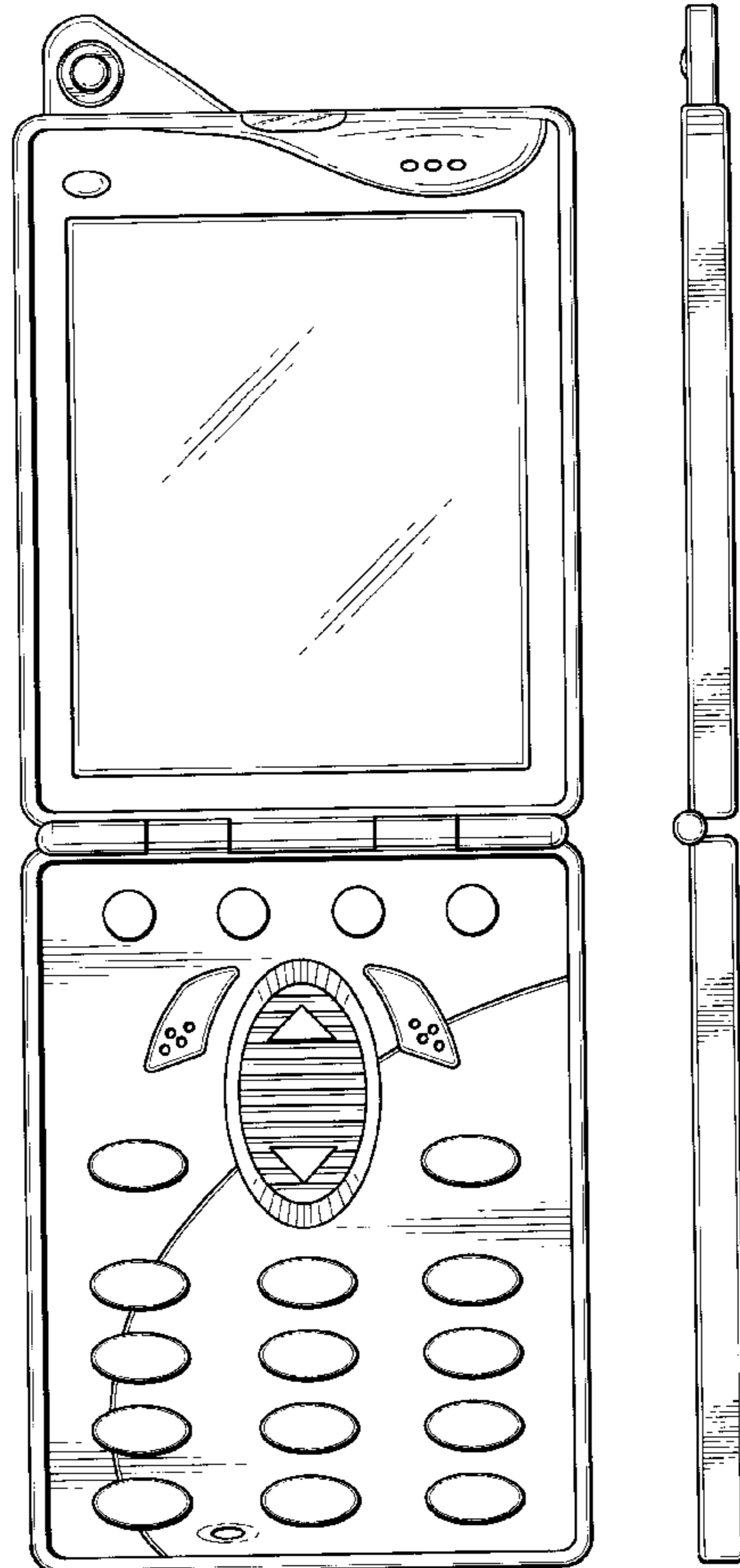


FIG. 2




FIG. 1

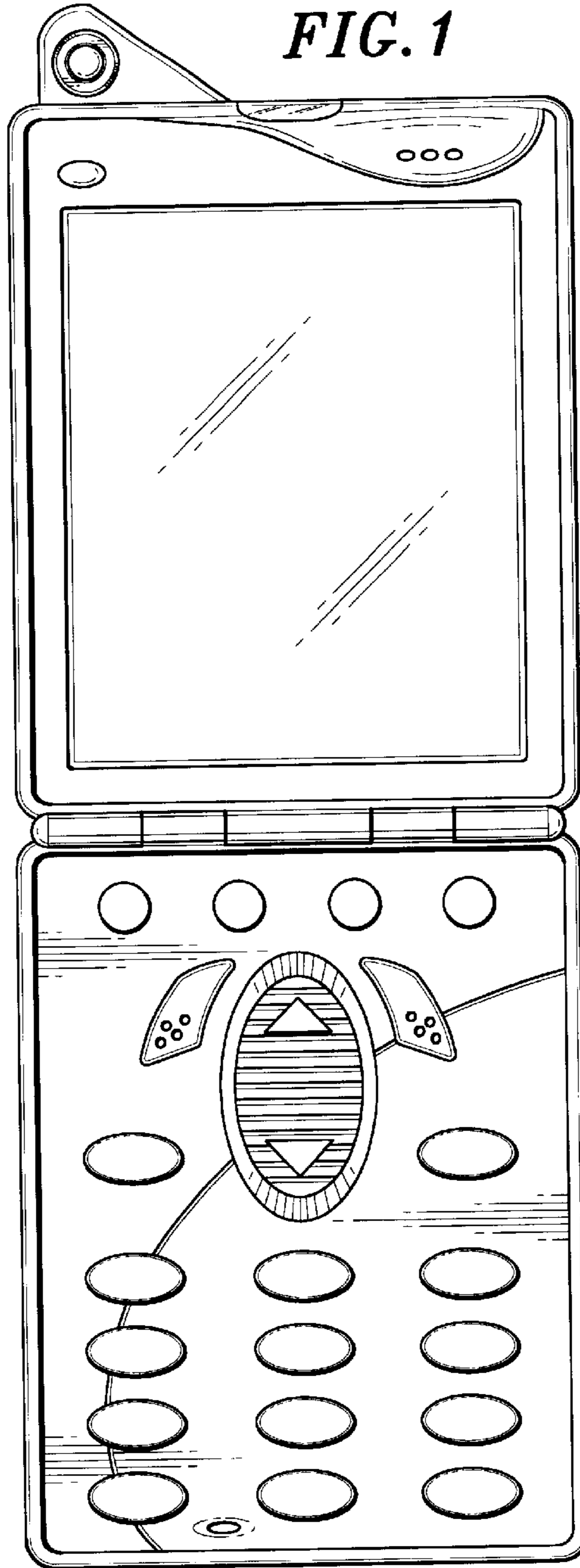


FIG. 4

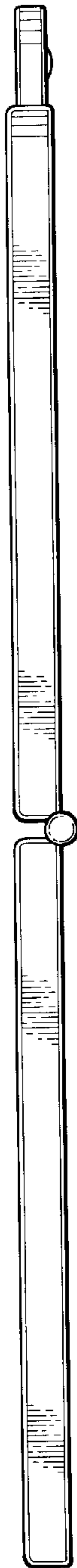


FIG. 5

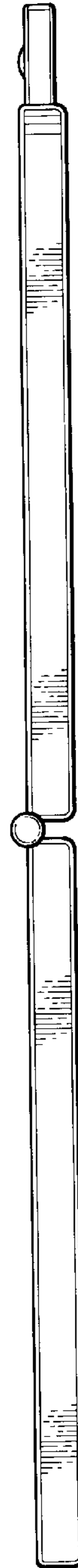


FIG. 3

