



US00D462941S

(12)

United States Design Patent
Woo

(10) Patent No.:

US D462,941 S

(45) Date of Patent:

**** Sep. 17, 2002**

(54) **DIGITAL VIDEO DISC PLAYER**

(75) Inventor: **Gang Ho Woo**, Seoul (KR)

(73) Assignee: **LG Electronics Inc.**, Seoul (KR)

(**) Term: **14 Years**

(21) Appl. No.: **29/149,749**

(22) Filed: **Oct. 18, 2001**

(30) **Foreign Application Priority Data**
Apr. 18, 2001 (KR) 01-10122

(51) **LOC (7) Cl.** **14-01**

(52) **U.S. Cl.** **D14/136**

(58) **Field of Search** D14/135–136,
D14/156–157, 167–168, 188, 197–198,
257–258; 369/75.1, 75.2, 77.1, 77.2; 455/344,
347, 350–351

(56) **References Cited**
U.S. PATENT DOCUMENTS
D307,909 S * 5/1990 Dobies et al. D14/258
D310,370 S * 9/1990 Prpasky et al. D14/258
D311,404 S * 10/1990 Repasky D14/257
D392,638 S * 3/1998 Ito et al. D14/136

5,862,468 A * 1/1999 Kim 369/75.1

* cited by examiner

Primary Examiner—Nanda Bondade

(74) *Attorney, Agent, or Firm*—Birch, Stewart, Kolasch & Birch, LLP

(57)

CLAIM

The ornamental design for a digital video disc player, as shown and described.

DESCRIPTION

FIG. 1 is a perspective view of a digital video disc player showing my new design;
FIG. 2 is a front elevational view of the digital video disc player of the present invention;
FIG. 3 is a rear elevational view of the digital video disc player of the present invention;
FIG. 4 is a left side elevational view of the digital video disc player of the present invention, the right side elevational view being the mirror image thereof;
FIG. 5 is a top plan view of the digital video disc player of the present invention; and,
FIG. 6 is a bottom view of the digital video disc player of the present invention.

1 Claim, 3 Drawing Sheets

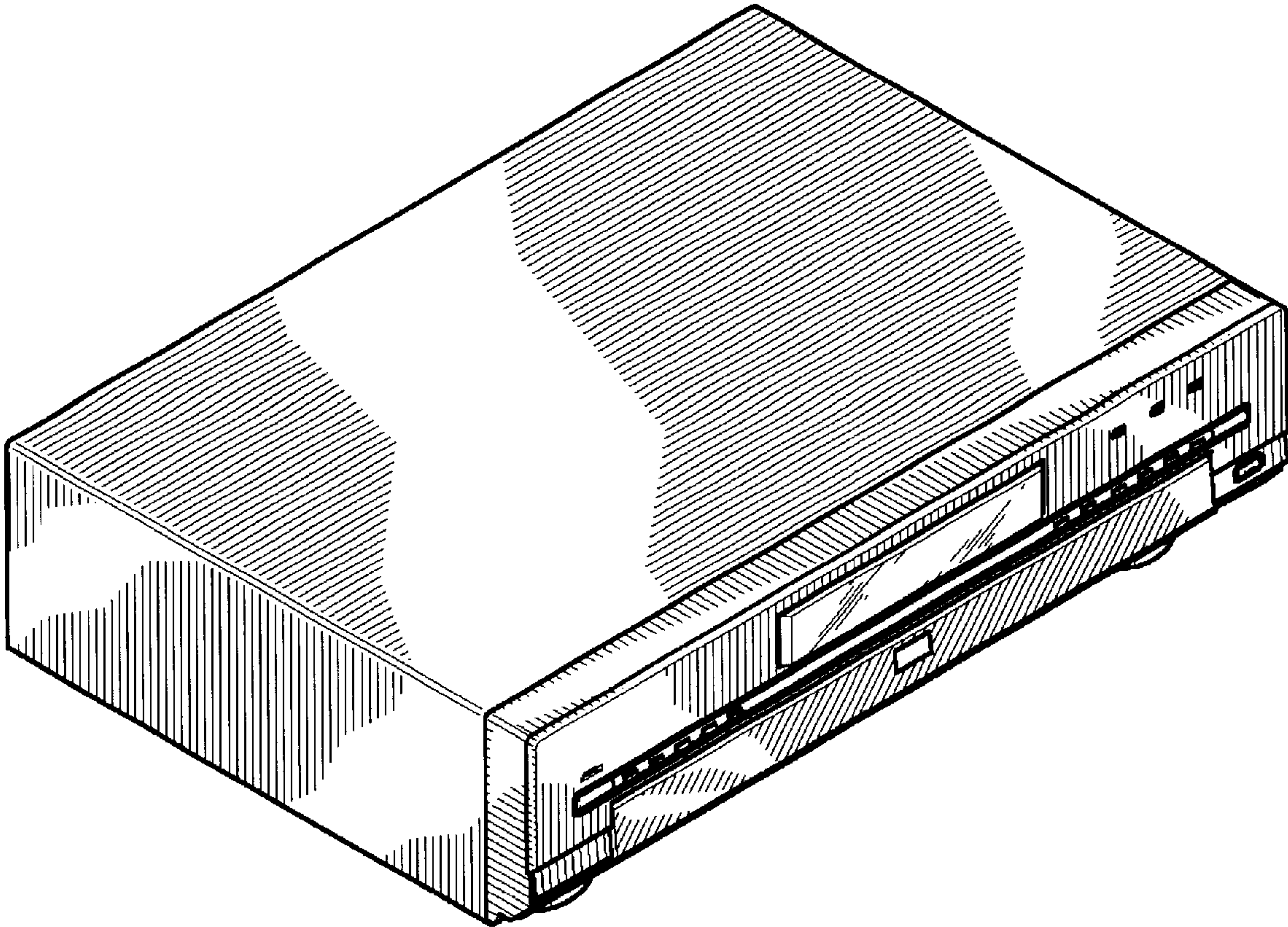


FIG. 1

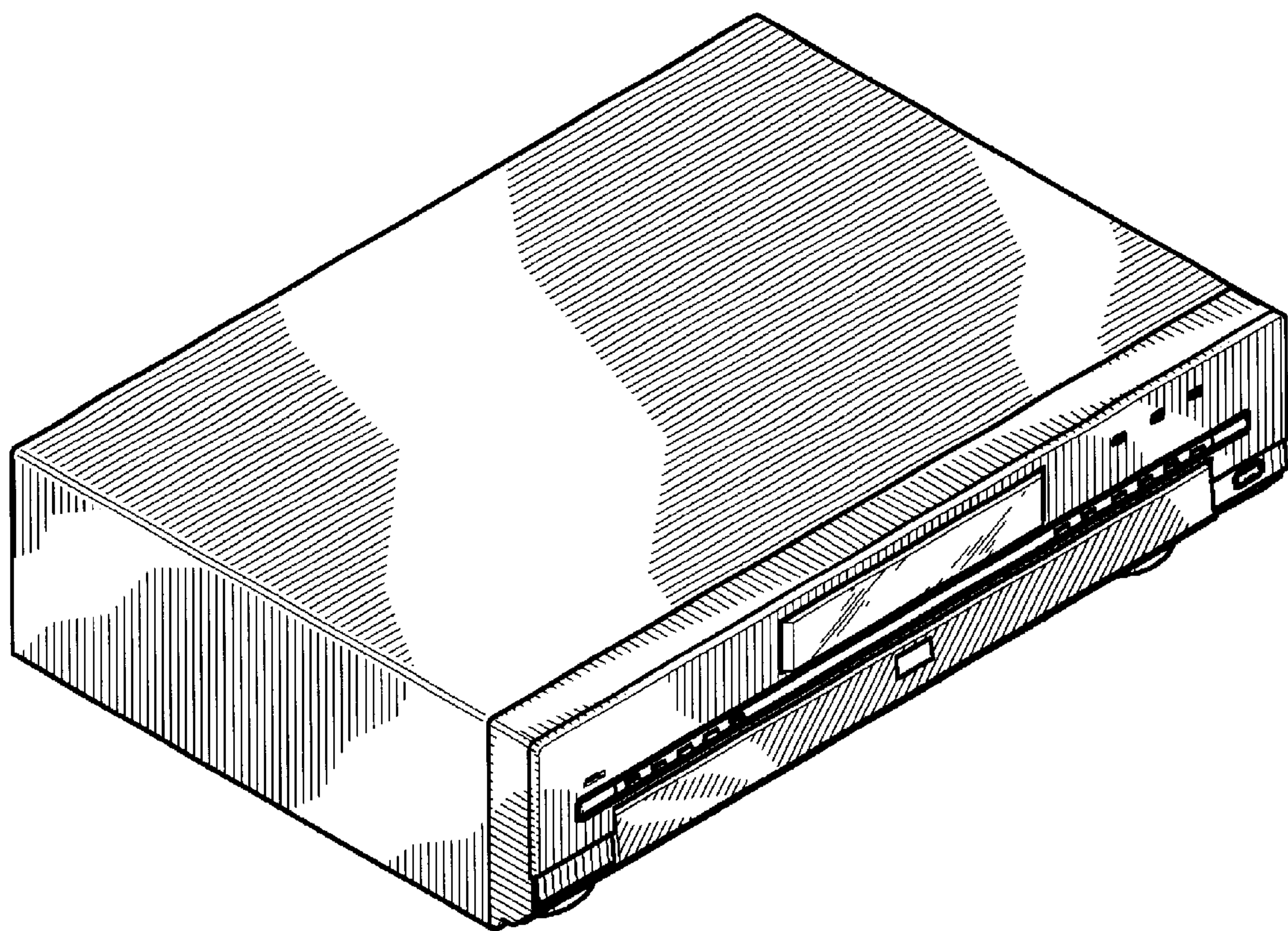


FIG. 2

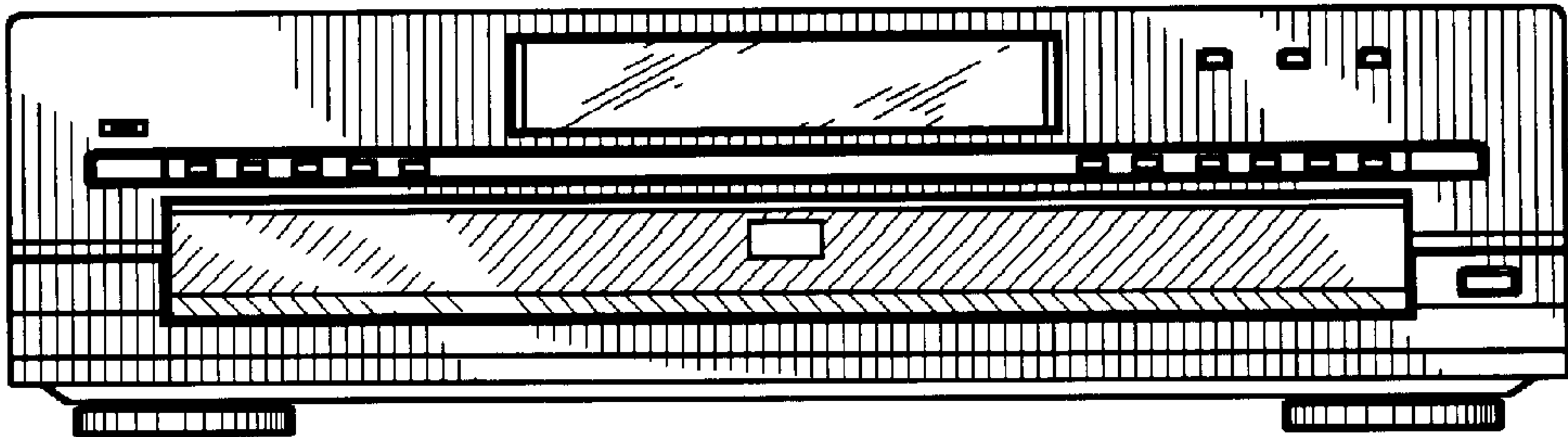


FIG. 3

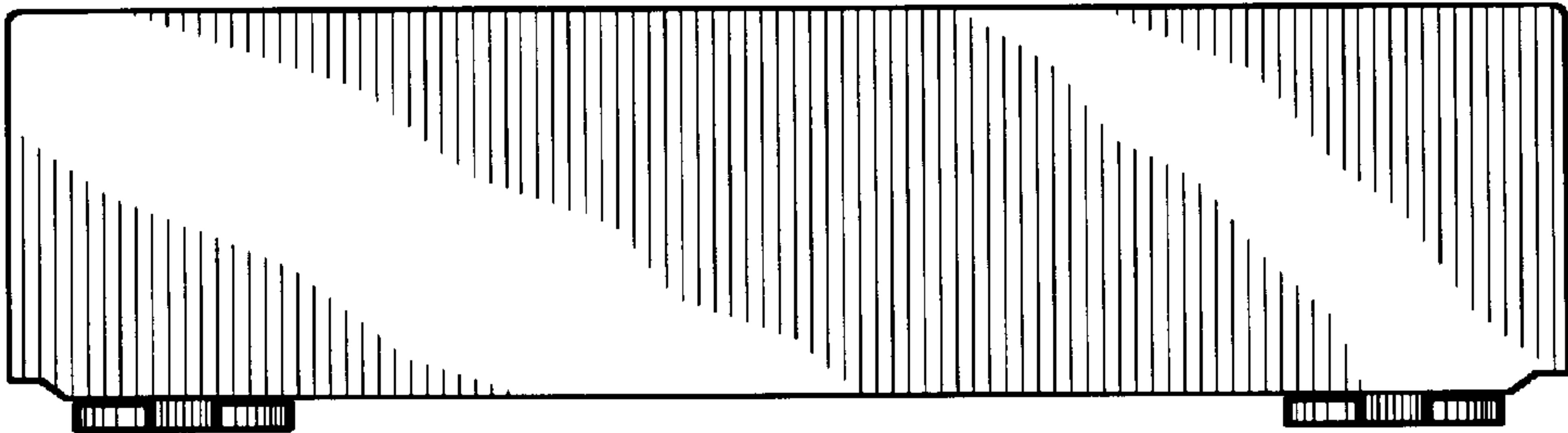


FIG. 4

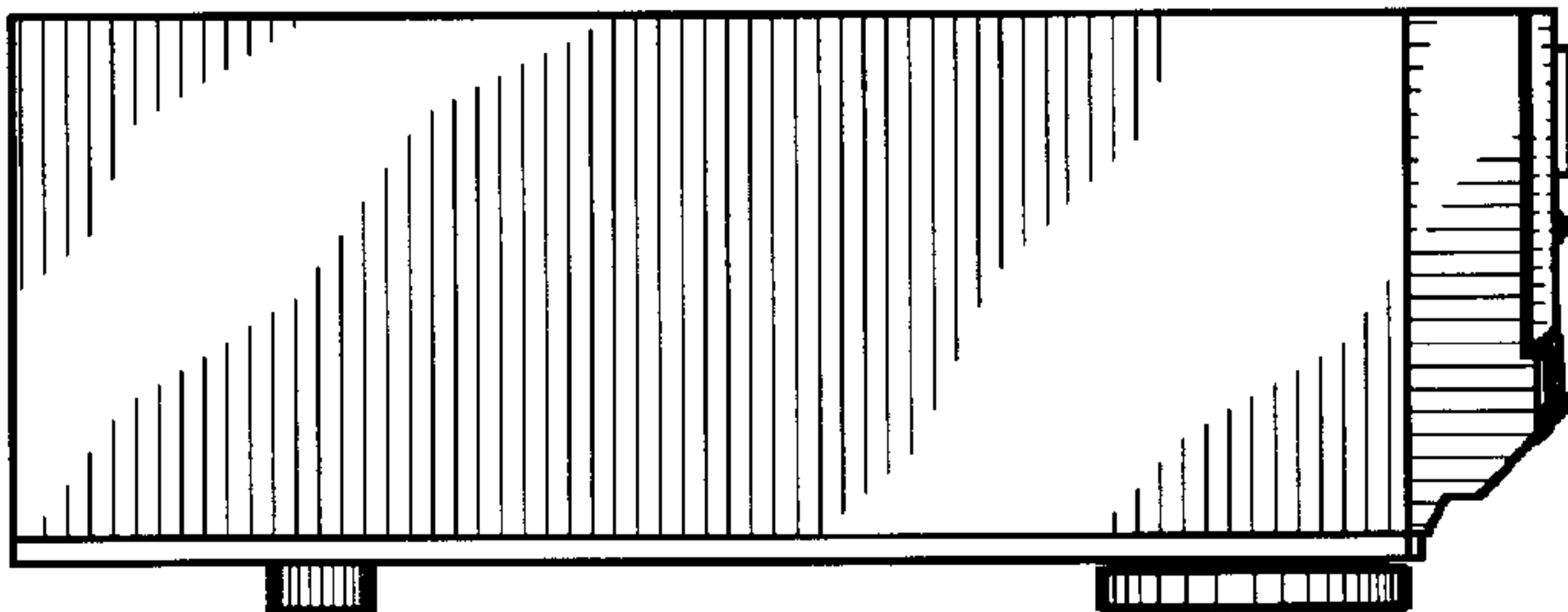


FIG. 5




FIG. 6

