



US00D462928S

(12) **United States Design Patent**
Takechi

(10) **Patent No.:** **US D462,928 S**

(45) **Date of Patent:** **** Sep. 17, 2002**

(54) **VEHICLE WHEEL**

(75) **Inventor:** **Toshinori Takechi, Matsuyama (JP)**

(73) **Assignee:** **Takechi Project Co., Ltd. (JP)**

(**) **Term:** **14 Years**

(21) **Appl. No.:** **29/154,579**

(22) **Filed:** **Jan. 25, 2002**

(30) **Foreign Application Priority Data**

Dec. 7, 2001 (JP) 2001-036138

(51) **LOC (7) Cl.** **12-16**

(52) **U.S. Cl.** **D12/209**

(58) **Field of Search** **D12/204-211;**
301/37.1, 64.1, 65

(56) **References Cited**

U.S. PATENT DOCUMENTS

- D428,844 S * 8/2000 Wang D12/209
- D431,517 S * 10/2000 Donikoglu D12/209
- D436,907 S * 1/2001 Ong D12/209
- D438,159 S * 2/2001 Kaucher D12/209
- D443,579 S * 6/2001 Herrera D12/209
- D448,711 S * 10/2001 Pusdesris D12/209

- D448,713 S * 10/2001 Ong D12/209
- D452,674 S * 1/2002 Wartono D12/209
- D454,824 S * 3/2002 McMath D12/209
- D455,109 S * 4/2002 Foose D12/211
- D455,387 S * 4/2002 McMath D12/209
- D455,703 S * 4/2002 Foose D12/211

* cited by examiner

Primary Examiner—Stacia Cadmus

(74) *Attorney, Agent, or Firm*—Saidman DesignLaw Group

(57) **CLAIM**

The ornamental design for a vehicle wheel, as shown and described.

DESCRIPTION

FIG. 1 is a perspective view of a vehicle showing my new design;
 FIG. 2 is a front elevational view thereof;
 FIG. 3 is a right side elevational view thereof; the left side elevational view being a mirror image;
 FIG. 4 is a top plan view thereof;
 FIG. 5 is a bottom plan view thereof; and
 FIG. 6 is an enlarged partial perspective view thereof; and,
 FIG. 7 is an enlarged partial perspective view thereof.

1 Claim, 4 Drawing Sheets




Fig.1




Fig.2




Fig.3




Fig.4




Fig.5




Fig.6




Fig. 7

