



US00D462909S

(12) **United States Design Patent**
Cattin

(10) **Patent No.:** **US D462,909 S**

(45) **Date of Patent:** **** Sep. 17, 2002**

(54) **WRISTWATCH**

(75) **Inventor:** **Rodolphe Cattin**, La Chaux-de-Fonds (CH)

(73) **Assignee:** **Longines Watch Co., Francillon Ltd.**, Saint-Imier (CH)

(**) **Term:** **14 Years**

(21) **Appl. No.:** **29/148,476**

(22) **Filed:** **Sep. 19, 2001**

(30) **Foreign Application Priority Data**

Mar. 21, 2001 (XH) DM/056 204

(51) **LOC (7) Cl.** **10-02**

(52) **U.S. Cl.** **D10/39**

(58) **Field of Search** D10/30-39, 122-132;
368/281-282, 276-277, 285

(56) **References Cited**

U.S. PATENT DOCUMENTS

D252,742 S * 8/1979 Perrin D10/39
D252,860 S * 9/1979 Perrin D10/39

D324,181 S * 2/1992 Boucheron D10/39
D333,102 S * 2/1993 Burgener D10/39
D351,799 S * 10/1994 Bulgari D10/39
D432,438 S * 10/2000 Lassigne D10/32

* cited by examiner

Primary Examiner—Nelson C. Holtje

(74) *Attorney, Agent, or Firm*—Collen IP; Robert M. McDermott, Esq.

(57) **CLAIM**

The ornamental design for a wristwatch, as shown and described.

DESCRIPTION

FIG. 1 is a front view of my new and ornamental design for a wristwatch;

FIG. 2 is a rear view thereof;

FIG. 3 is a right side view thereof;

FIG. 4 is a left side view thereof;

FIG. 5 is a top view thereof;

FIG. 6 is a bottom view thereof; and,

FIG. 7 is a front perspective view thereof.

1 Claim, 4 Drawing Sheets





FIG. 1




FIG. 2




FIG. 3




FIG. 4




FIG. 5




FIG. 6



FIG. 7