

US00D462898S

(12) **United States Design Patent**
Weinstock

(10) **Patent No.:** **US D462,898 S**

(45) **Date of Patent:** **** Sep. 17, 2002**

(54) **STAR SHAPED DISPENSER**

(75) Inventor: **Jay Weinstock**, Hackensack, NJ (US)

(73) Assignee: **Jayline International Corporation**,
Linden, NJ (US)

(**) Term: **14 Years**

(21) Appl. No.: **29/146,772**

(22) Filed: **Aug. 15, 2001**

(51) **LOC (7) Cl.** **09-01**

(52) **U.S. Cl.** **D9/331**

(58) **Field of Search** D9/307, 331; D11/131;
D21/386; 206/457; 229/116.1-116.5; 222/78

(56) **References Cited**

U.S. PATENT DOCUMENTS

- D340,837 S * 11/1993 Fox D9/331
- D346,675 S * 5/1994 Lang et al. D9/331 X
- D369,836 S * 5/1996 Mazzio D21/386

* cited by examiner

Primary Examiner—Terry A. Wallace

(74) *Attorney, Agent, or Firm*—Gottlieb, Rackman &
Reisman, P.C.

(57) **CLAIM**

The ornamental design for a star shaped dispenser, as shown and described.

DESCRIPTION

FIG. 1 is a front elevational view thereof;
 FIG. 2 is a top plan view thereof;
 FIG. 3 is a left side elevational view thereof;
 FIG. 4 is a right side elevational view thereof;
 FIG. 5 is a bottom plan view thereof;
 FIG. 6 is a rear elevational view thereof;
 FIG. 7 is a front elevational view of a second embodiment thereof;
 FIG. 8 is a top plan view of a second embodiment thereof;
 FIG. 9 is a left side elevational view of a second embodiment thereof;
 FIG. 10 is a right side elevational view of a second embodiment thereof;
 FIG. 11 is a bottom plan view of a second embodiment thereof; and,
 FIG. 12 is a rear elevational view of a second embodiment thereof.

1 Claim, 2 Drawing Sheets







FIG. 2



FIG. 3

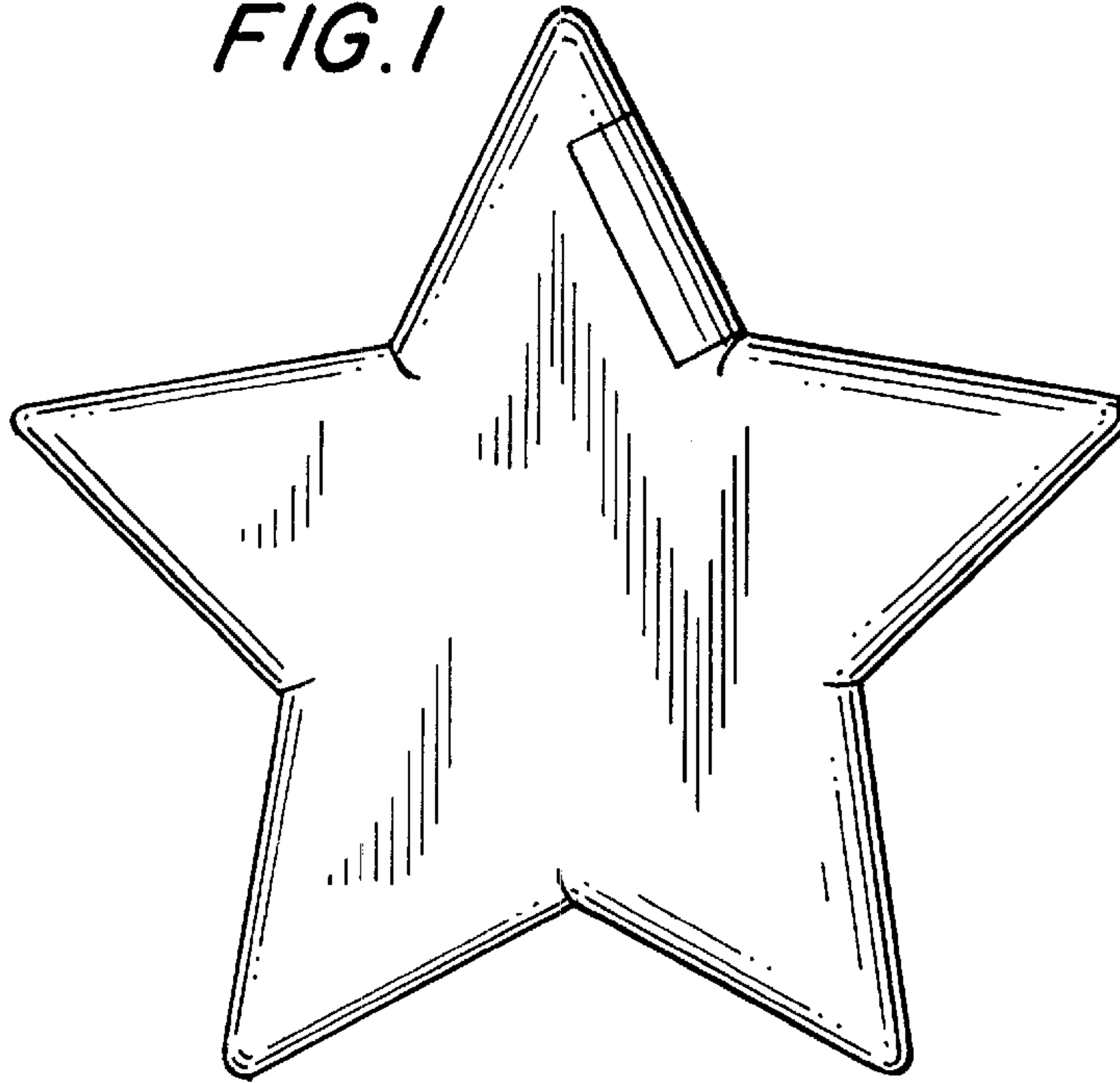


FIG. 1




FIG. 4



FIG. 5

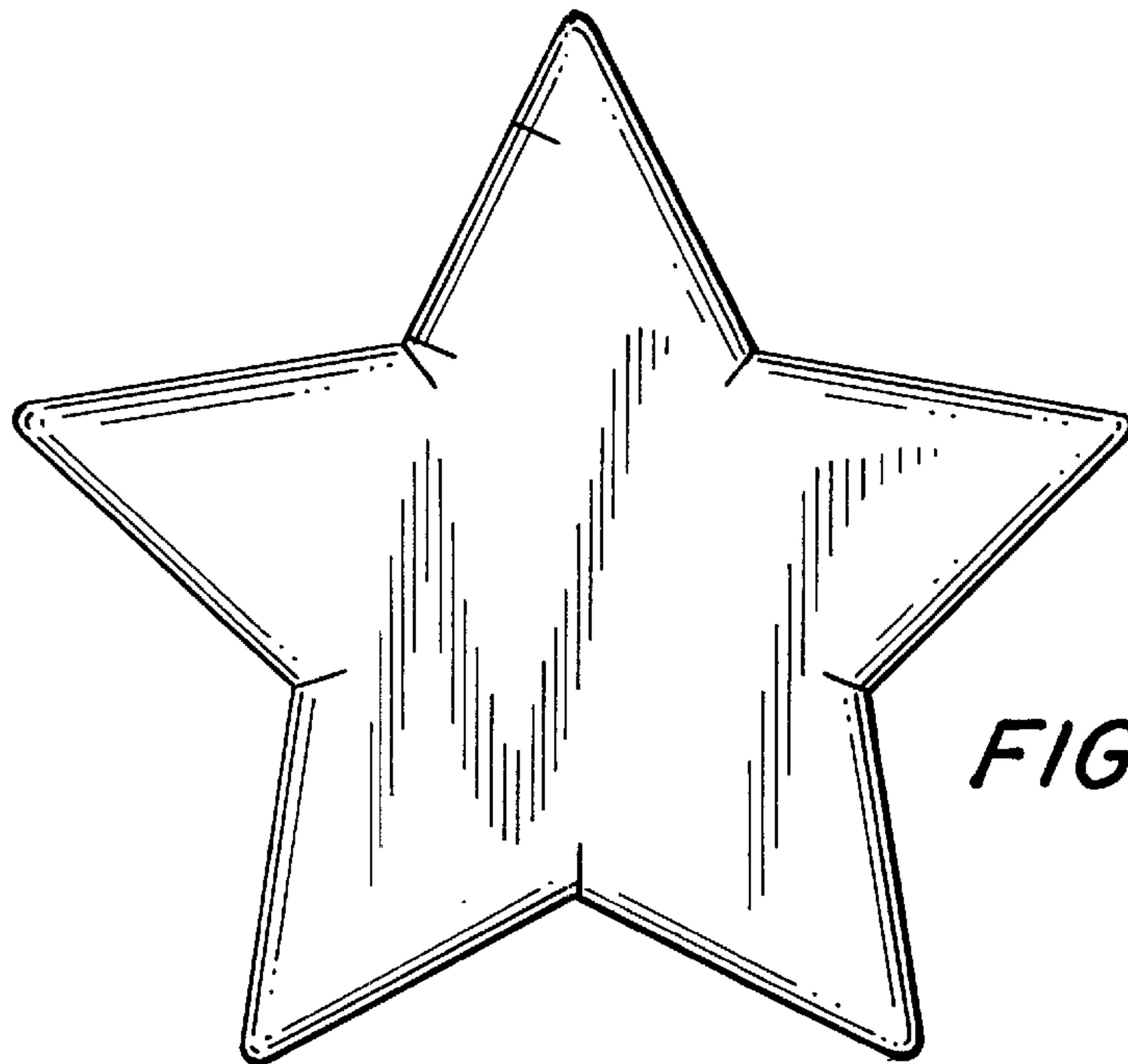


FIG. 6



FIG. 8



FIG. 9

FIG. 7

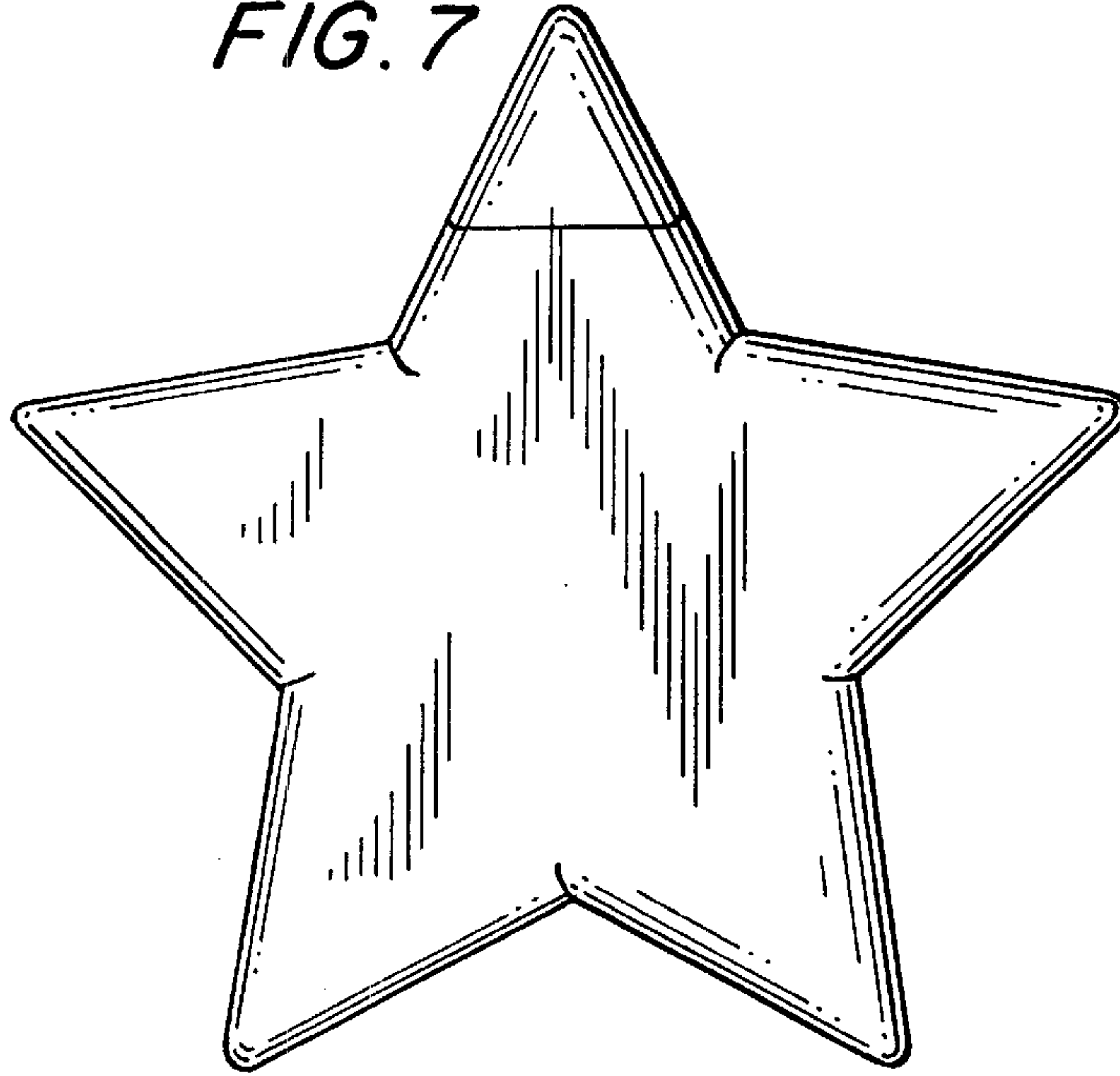


FIG. 10



FIG. 11

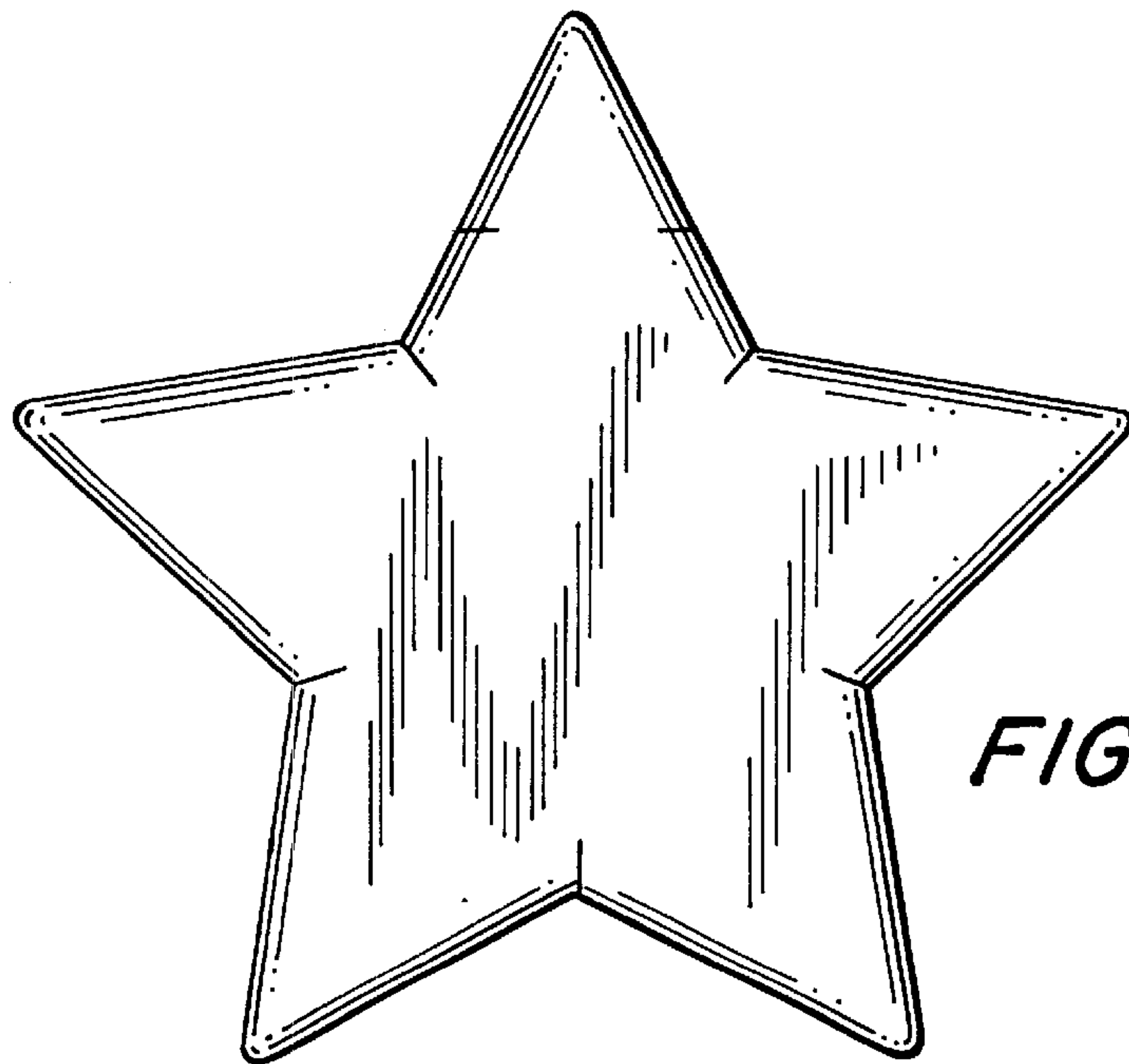


FIG. 12