



US00D462881S

(12) **United States Design Patent**  
**Mulhauser et al.**

(10) **Patent No.:** **US D462,881 S**

(45) **Date of Patent:** **\*\* Sep. 17, 2002**

(54) **DEVICE FOR DRYING FOOD**

(75) Inventors: **Paul J. Mulhauser**, New York, NY (US); **Cyan Godfrey**, Singapore (SG); **Tucker Fort**, New York, NY (US); **Adam Sanchez**, Nutley, NJ (US)

(73) Assignee: **WKI Holding Company, Inc.**, Elmira, NY (US)

(\*\*) Term: **14 Years**

(21) Appl. No.: **29/146,908**

(22) Filed: **Aug. 17, 2001**

(51) **LOC (7) Cl.** ..... **07-04**

(52) **U.S. Cl.** ..... **D7/665**

(58) **Field of Search** ..... D7/665-668; 34/58; 210/360.1; 99/479, 495, 511-513; 241/166, 169

(56) **References Cited**

**U.S. PATENT DOCUMENTS**

3,587,692 A	6/1971	Nelson
3,612,532 A	10/1971	Strongin
3,718,045 A	2/1973	Dutch
3,753,297 A	8/1973	Mantelet
3,837,091 A	9/1974	Meyer
3,885,321 A	5/1975	Fouinetau
3,933,315 A	1/1976	Popeil
D241,495 S	9/1976	Mantelet
4,090,310 A	5/1978	Koff
4,103,432 A	8/1978	Dieterich et al.
4,114,286 A	9/1978	Bingham
4,189,850 A	2/1980	Dieterich et al.
4,209,916 A	7/1980	Doyel
D257,203 S	10/1980	Doyel
D260,346 S	8/1981	Lebowitz
4,309,840 A	1/1982	Kulesza et al.

4,643,692 A	2/1987	Magers
4,702,162 A	10/1987	Sontheimer et al.
4,967,970 A	11/1990	Michel
5,054,209 A	10/1991	Koff
5,064,535 A	11/1991	Hsu
D328,551 S	8/1992	Kong
5,156,084 A	10/1992	Lin
5,317,964 A	6/1994	Prudhomme
5,562,025 A	10/1996	Bull et al.
D376,063 S	12/1996	Bull et al.
5,608,938 A	3/1997	Baschenis
D427,857 S	7/2000	Mulhauser et al.

**FOREIGN PATENT DOCUMENTS**

GB 2004020 1/1990

**OTHER PUBLICATIONS**

Chef's Catalog, p. 22, salad spinner, item C, Nov. 26, 1996. Photographs of Playskool "Pop 'n Spin Top" and packaging ©1991, 1993.

Photographs of Choral Top and Back to Basics Toys Catalog, p. 7 illustrating the Choral Top.

Photographs of Winnie the Pooh toy.

*Primary Examiner*—Terry A. Wallace

(74) *Attorney, Agent, or Firm*—Seyfarth Shaw

(57) **CLAIM**

The ornamental design for the device for drying food, as shown and described.

**DESCRIPTION**

FIG. 1 is a side view, all of the side views thereof being substantially identical because the design is round;

FIG. 2 is a top plan view;

FIG. 3 is a bottom plan view; and,

FIG. 4 is a section taken along line 4—4 of FIG. 1.

**1 Claim, 4 Drawing Sheets**

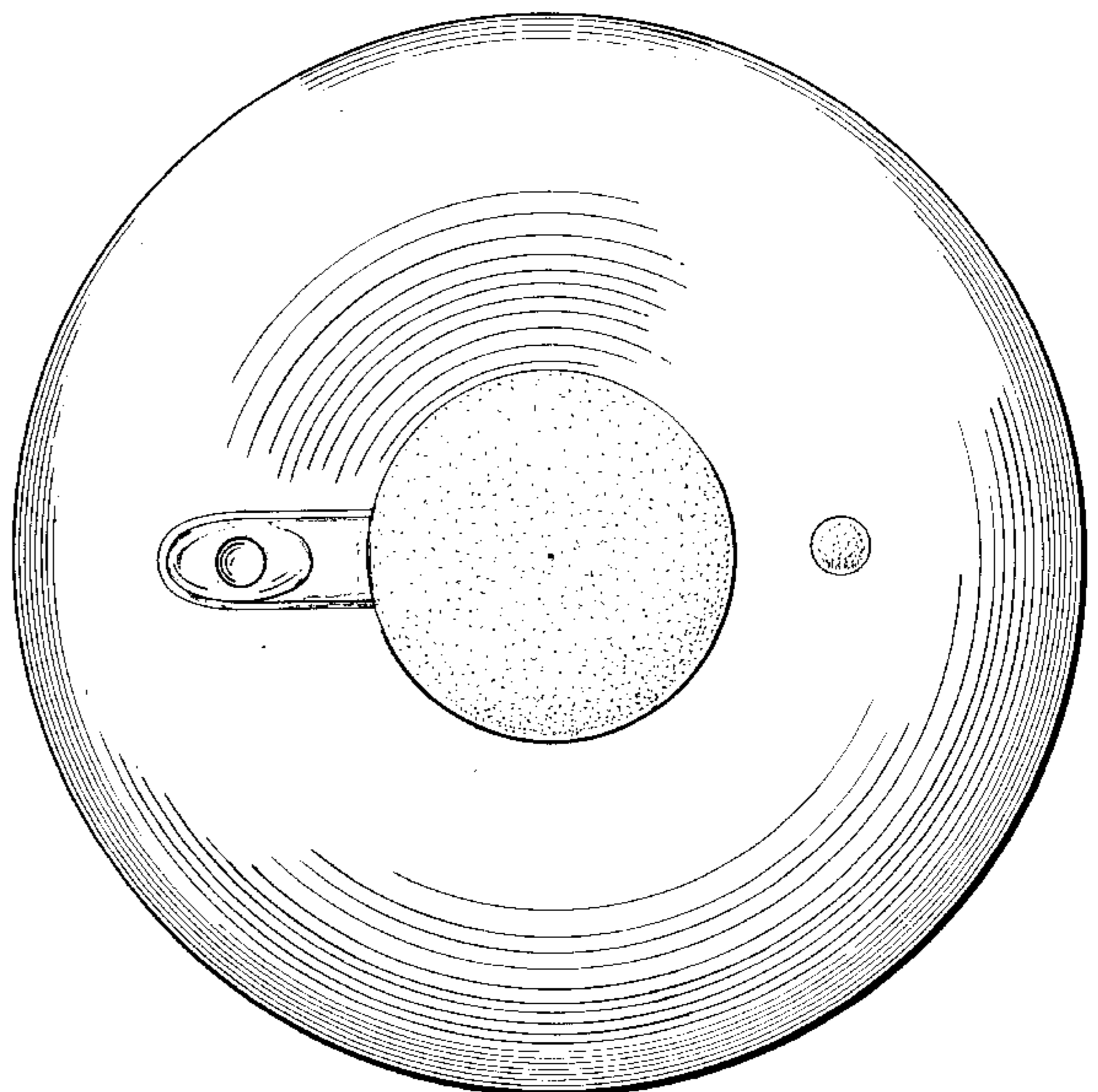
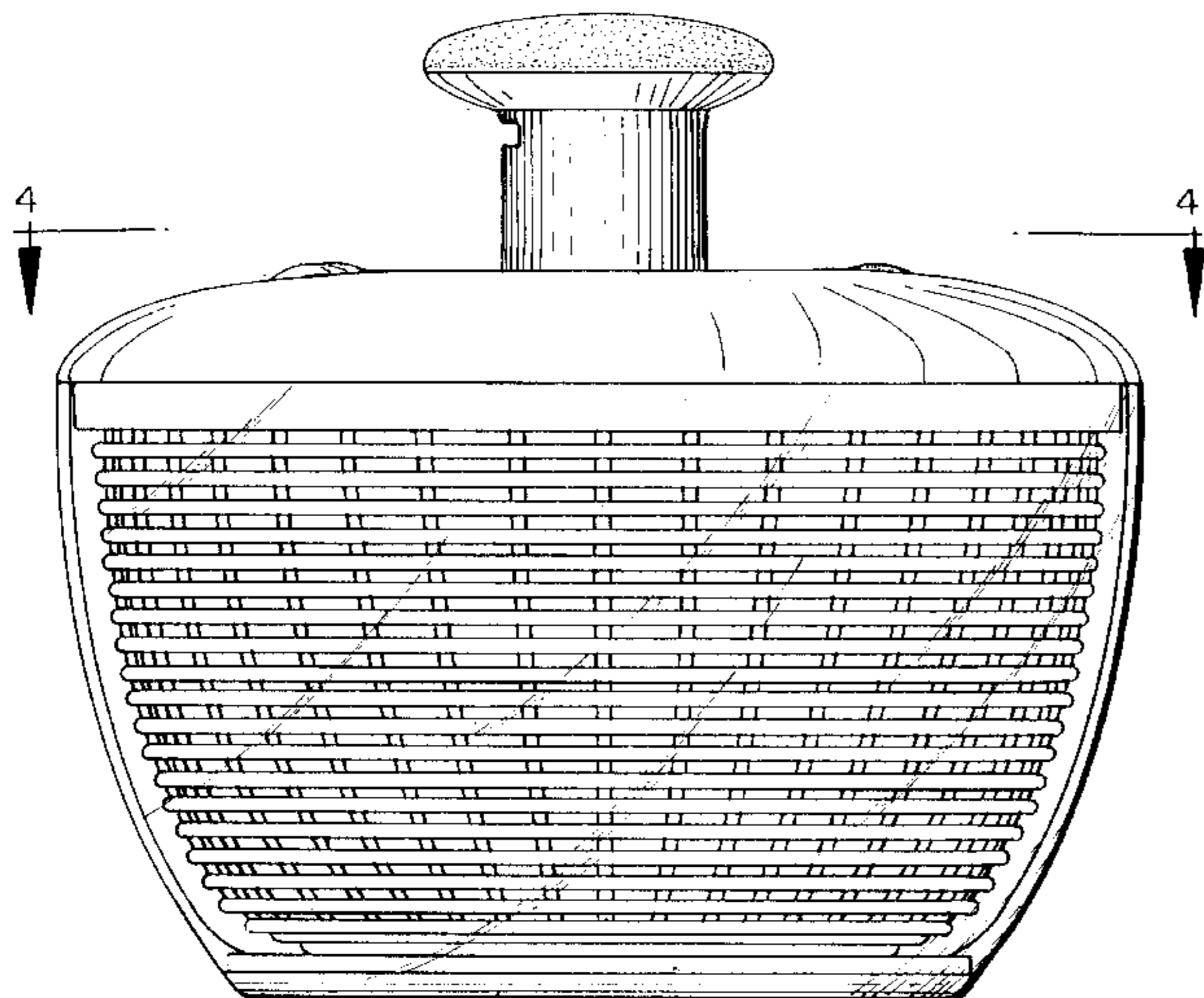


FIG. 1

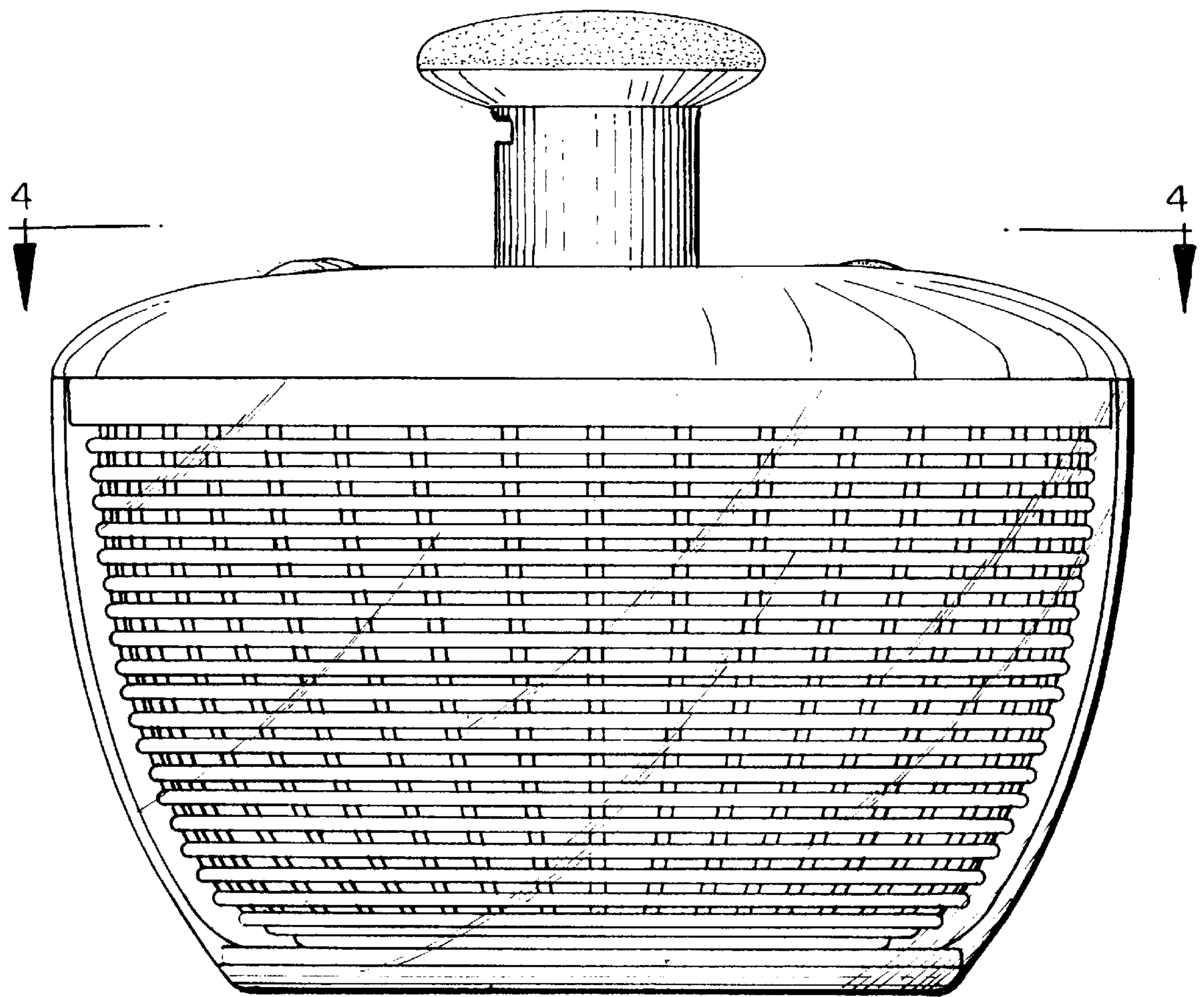


FIG. 2

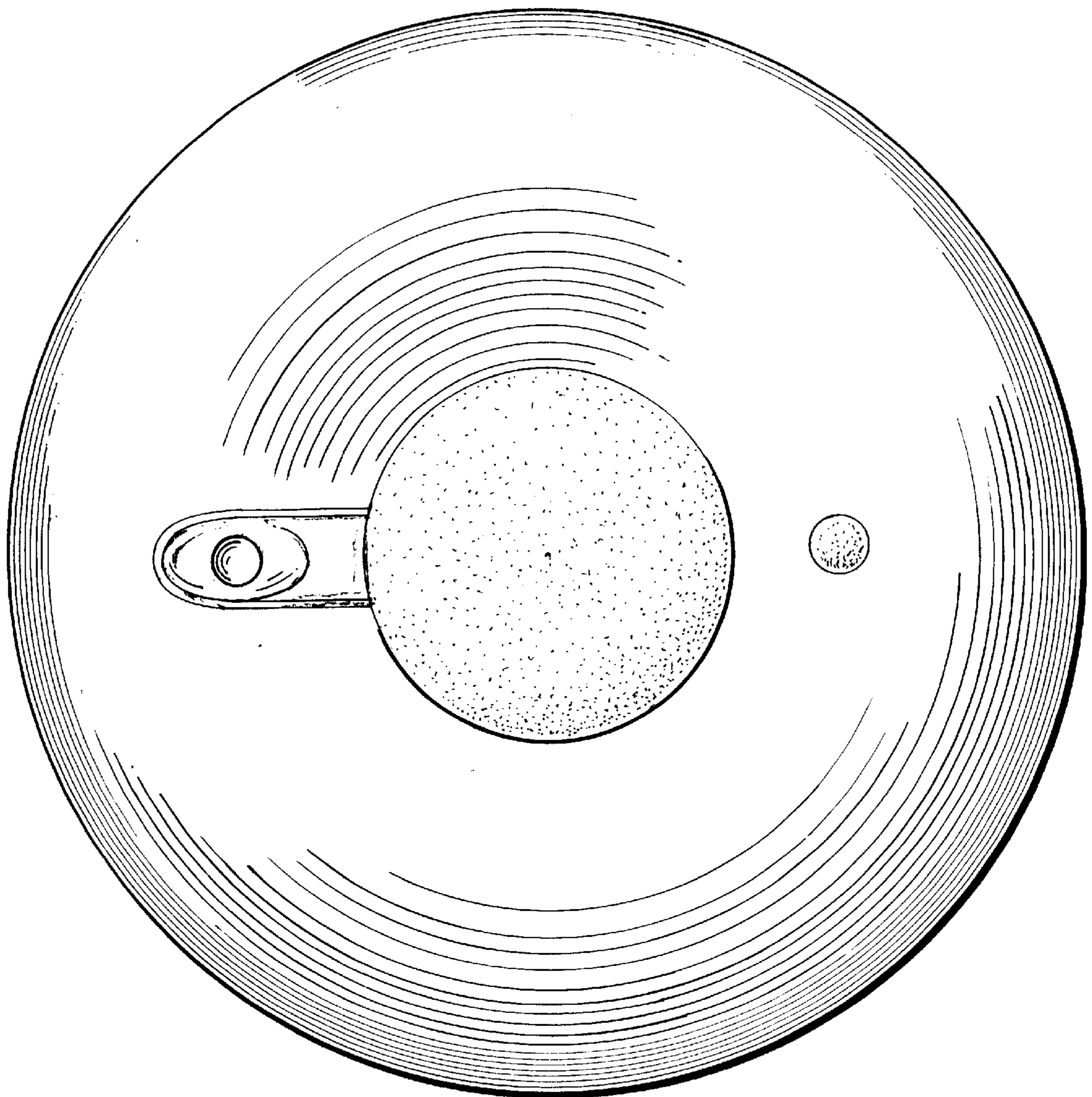


FIG. 3

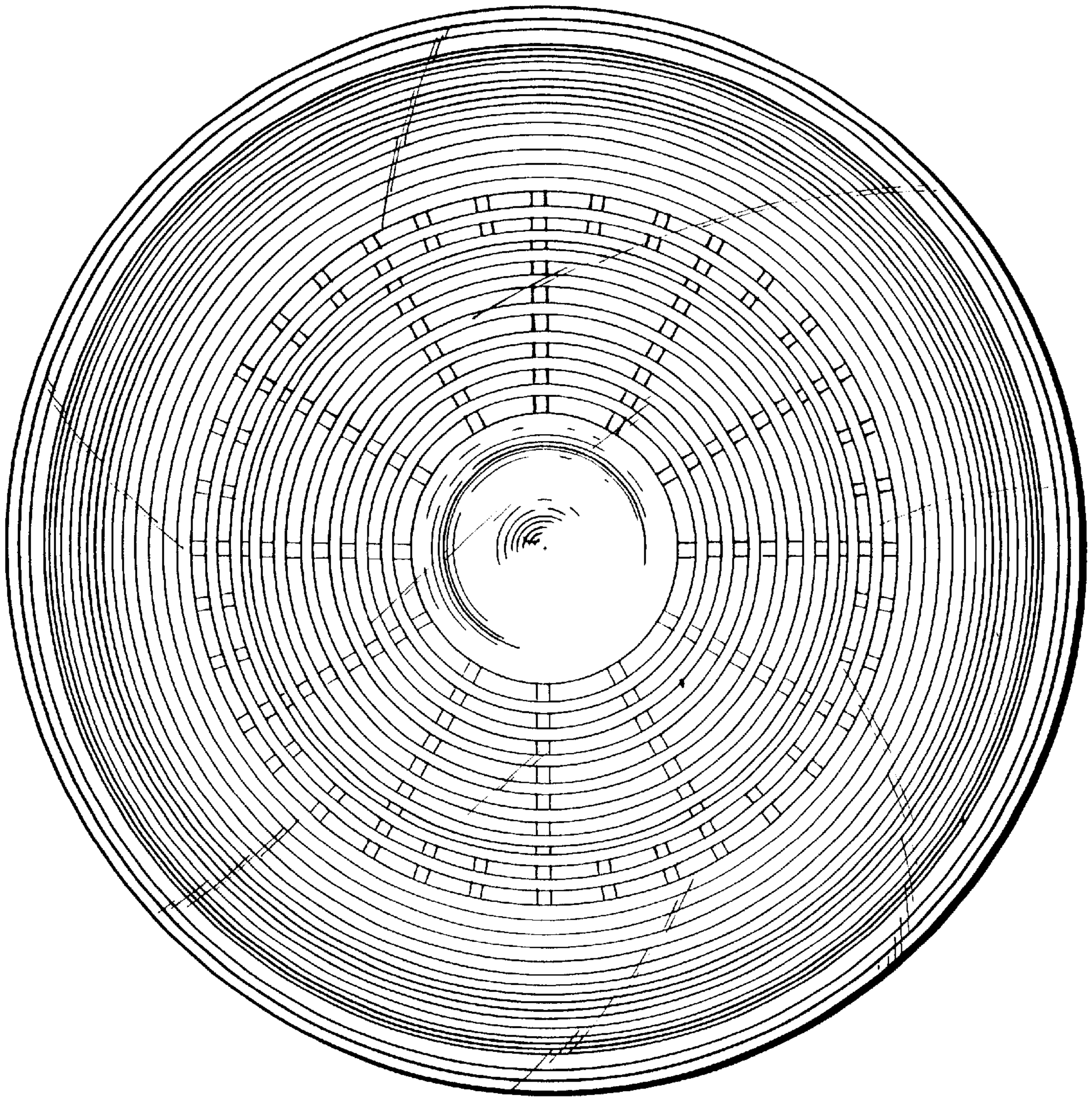


FIG. 4

