



US00D462872S

(12) **United States Design Patent**
Chiang

(10) **Patent No.:** **US D462,872 S**

(45) **Date of Patent:** **** Sep. 17, 2002**

(54) **FACEPLATE OF STOVE**

(76) **Inventor:** **Pi-Tang Chiang**, No. 172-10, Chung Cheng Rd., Shang Feng Village, Tai Ya Hsian, Taichung Hsien (TW)

(**) **Term:** **14 Years**

(21) **Appl. No.:** **29/145,074**

(22) **Filed:** **Jul. 17, 2001**

(51) **LOC (7) Cl.** **07-02**

(52) **U.S. Cl.** **D7/402; D7/407**

(58) **Field of Search** D7/346, 347, 402, D7/407, 408, 409; 126/39 B, 211, 217, 218, 214 C, 214 R, 215, 216, 152 R

(56) **References Cited**

U.S. PATENT DOCUMENTS

- 1,613,999 A * 1/1927 Heiman 126/214 C
- D115,946 S * 8/1939 Wiley D7/407
- D208,892 S * 10/1967 Finnestrand D7/346
- D345,891 S * 4/1994 Bianco D7/402

D434,601 S * 12/2000 Lewis et al. D7/407

D438,061 S * 2/2001 Lewis et al. D7/407

6,230,701 B1 * 5/2001 Schultheis et al. 126/39 B

* cited by examiner

Primary Examiner—Sandra L. Morris

(74) *Attorney, Agent, or Firm*—Browdy and Neimark, P.L.L.C.

(57) **CLAIM**

The ornamental design for a faceplate of stove, as shown.

DESCRIPTION

FIG. 1 shows a perspective view of the present design.
 FIG. 2 shows a right side elevational view of the present design.
 FIG. 3 shows a top plan view of the present design.
 FIG. 4 shows a front elevational view of the present design.
 FIG. 5 shows a bottom plan view of the present design.
 FIG. 6 shows a left side elevational view of the present design; and,
 FIG. 7 shows a rear elevational view of the present design.

1 Claim, 3 Drawing Sheets

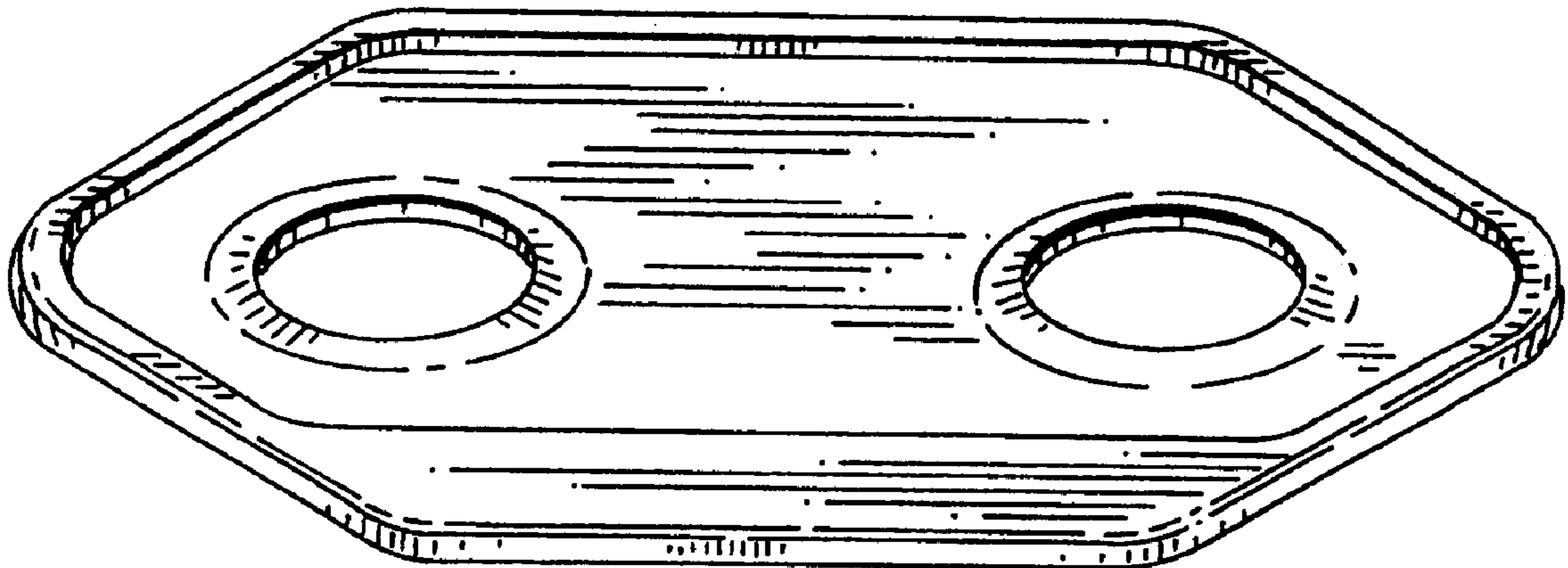


FIG. 1

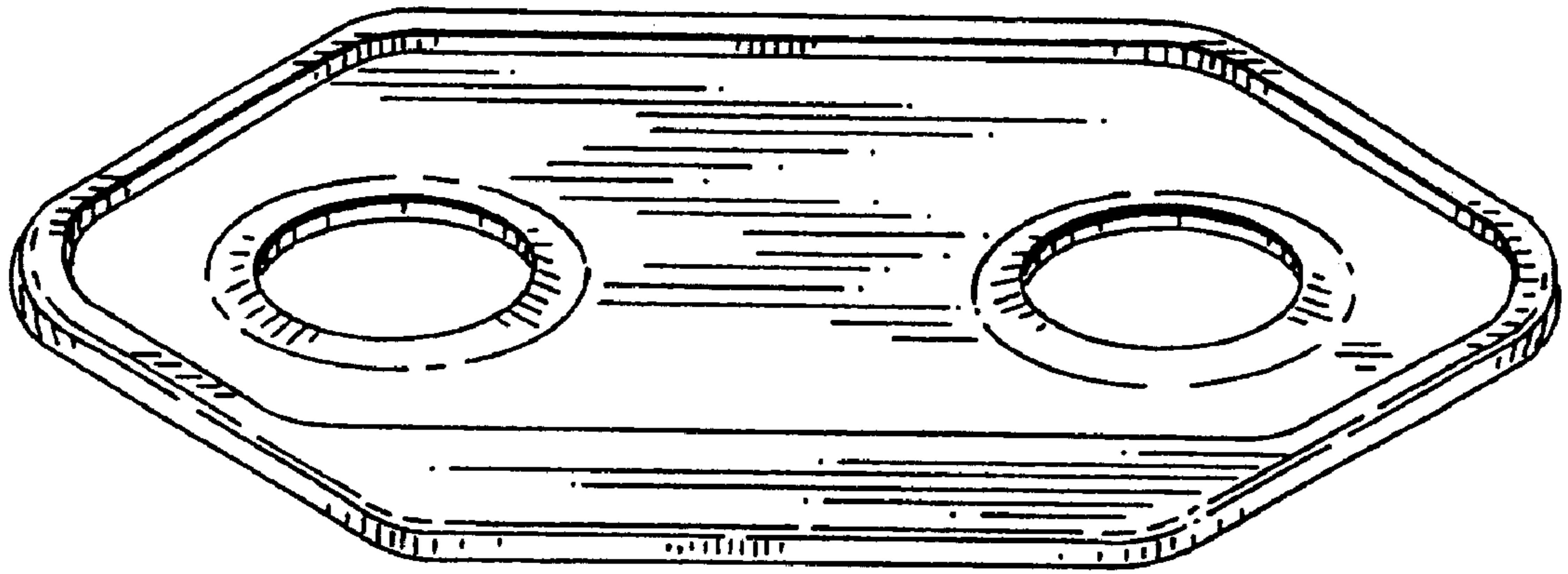


FIG. 2



FIG. 3

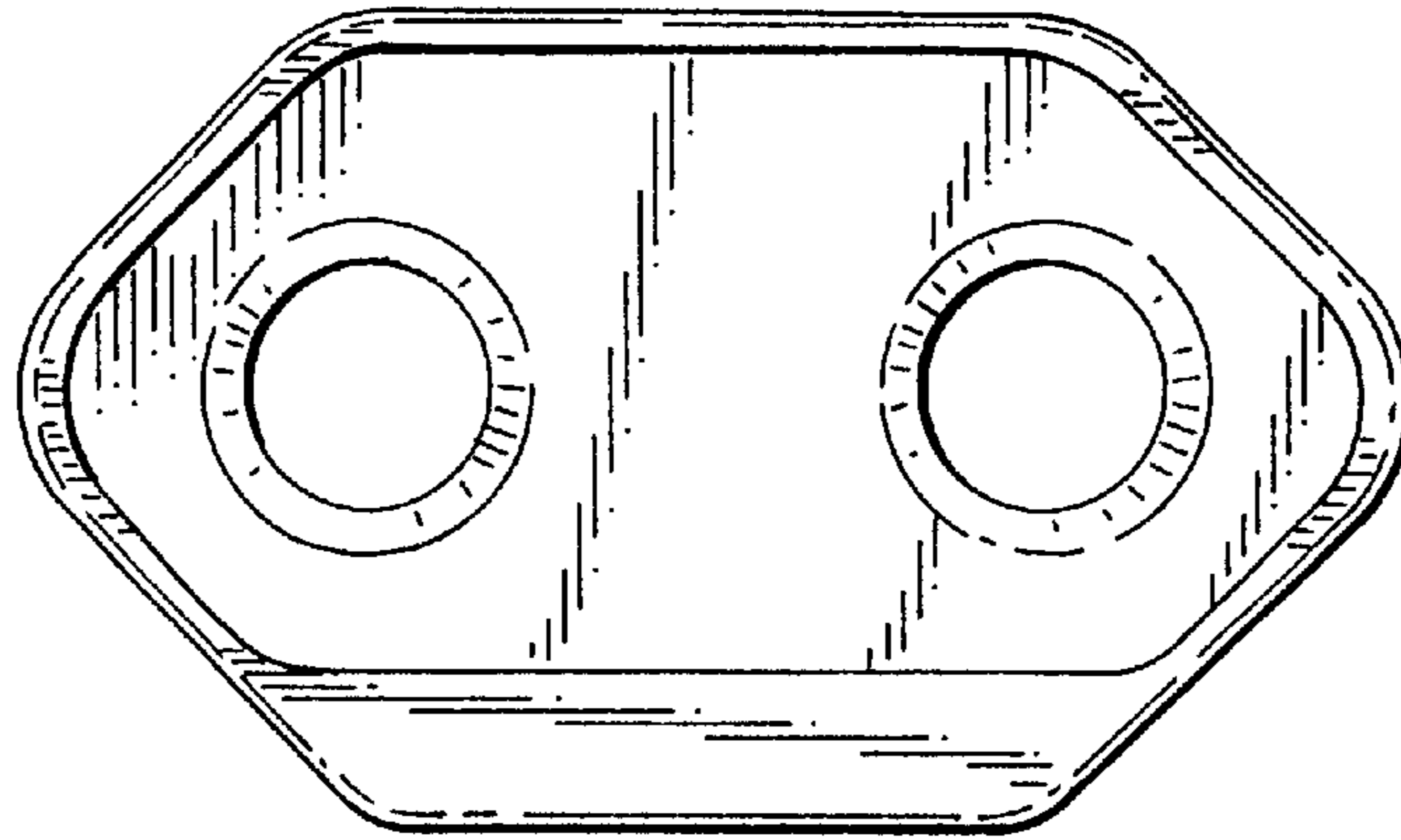


FIG. 4




FIG. 5




FIG. 6



FIG. 7

