



US00D462870S

(12) **United States Design Patent**  
**Jerstroem et al.**

(10) **Patent No.:** **US D462,870 S**

(45) **Date of Patent:** **\*\* Sep. 17, 2002**

(54) **COOKIE SCOOP PADS**

(75) Inventors: **Goeran Jerstroem**, New York, NY (US); **Carly White**, Medford, MA (US)

(73) Assignee: **WKI Holding Company, Inc.**, Elmira, NY (US)

(\*\*) Term: **14 Years**

(21) Appl. No.: **29/144,477**

(22) Filed: **Jul. 3, 2001**

(51) **LOC (7) Cl.** ..... **07-02**

(52) **U.S. Cl.** ..... **D7/393**

(58) **Field of Search** ..... D7/393, 401.2,  
D7/681-696; 425/276, 279, 283-286, DIG. 13;  
294/55; 16/110.1, 430, 431

(56) **References Cited**

**U.S. PATENT DOCUMENTS**

D312,193 S \* 11/1990 Cooper ..... D7/681  
6,092,460 A \* 7/2000 Engelhardt ..... D7/687 X

**OTHER PUBLICATIONS**

Betty Crocker Making a Home Catalog, Sep. 1997, p. 22, steel scoop, top, right corner of page.\*

\* cited by examiner

*Primary Examiner*—Terry A. Wallace

(74) *Attorney, Agent, or Firm*—Seyfarth Shaw

(57) **CLAIM**

The ornamental design for the cookie scoop pads, as shown and described.

**DESCRIPTION**

FIG. 1 is a perspective view of the cookie scoop pads showing our new design, the dashed lines depicting a cookie scoop and forming no part of the claimed design;

FIG. 2 is a top plan view thereof;

FIG. 3 is a side elevational view of one side thereof;

FIG. 4 is a bottom plan view thereof;

FIG. 5 is a side elevational view of the other side thereof;

FIG. 6 is an end view of one end thereof; and,

FIG. 7 is an end view of the other end thereof.

**1 Claim, 2 Drawing Sheets**

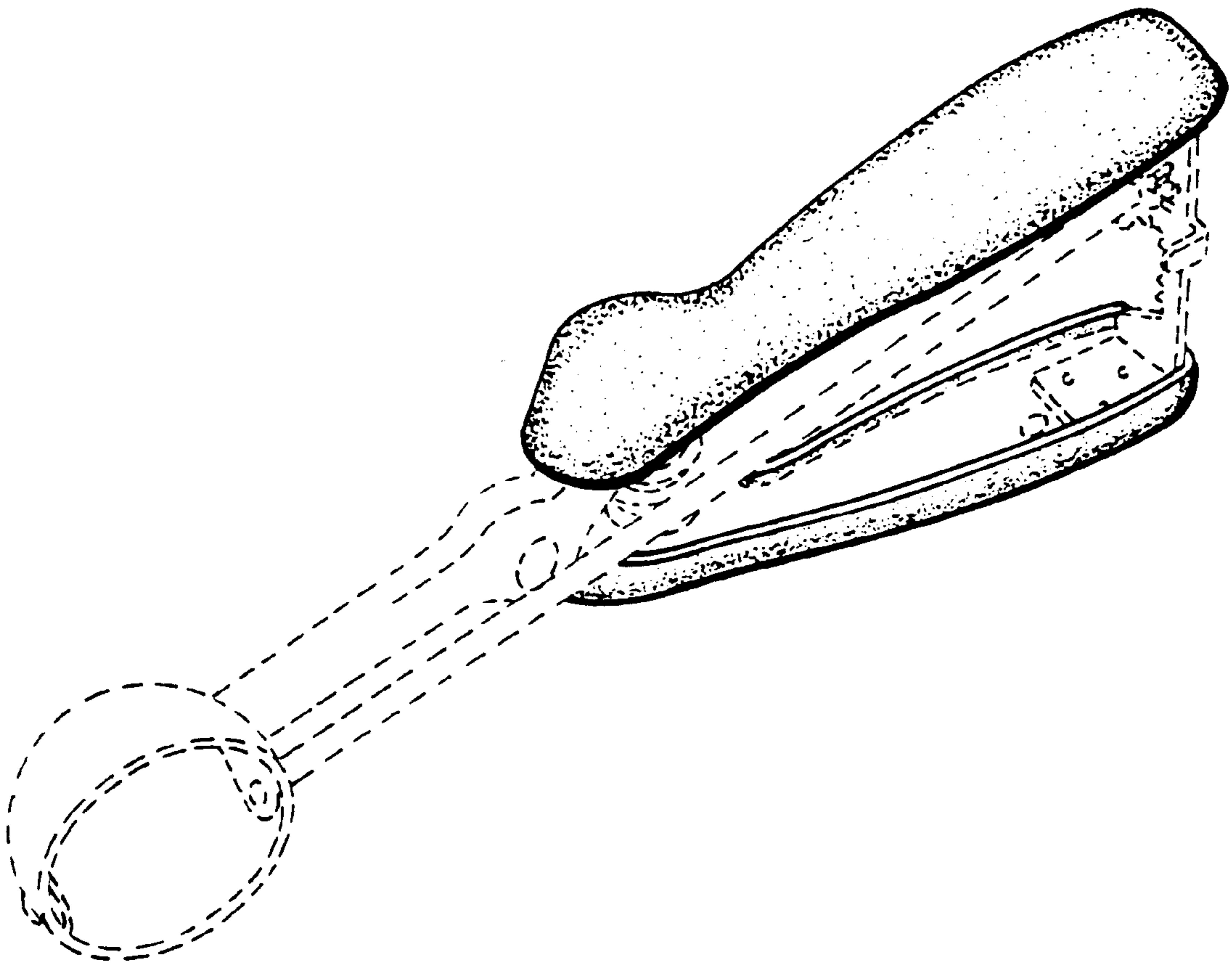


FIG. 1

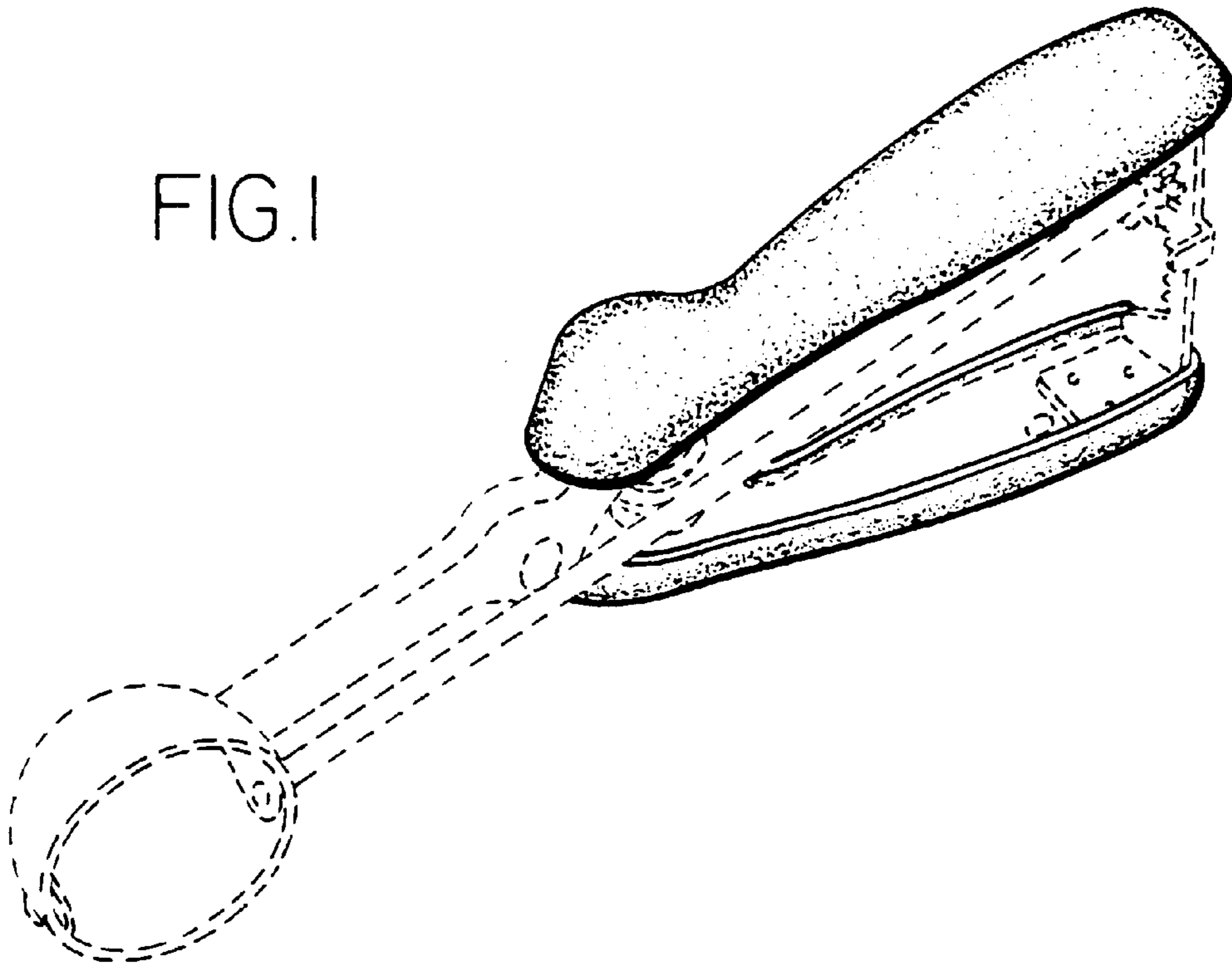


FIG. 2

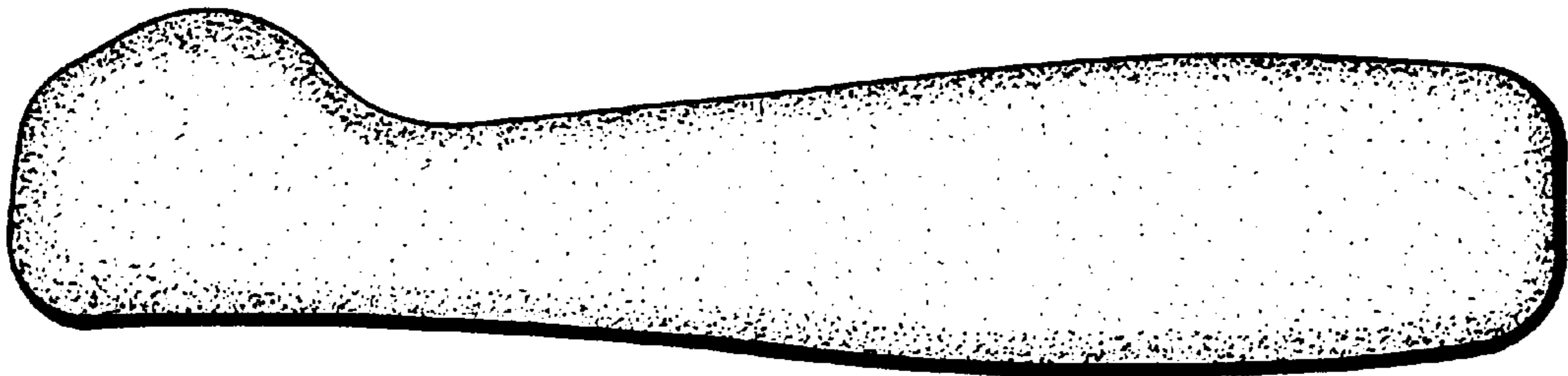


FIG. 3




FIG. 4

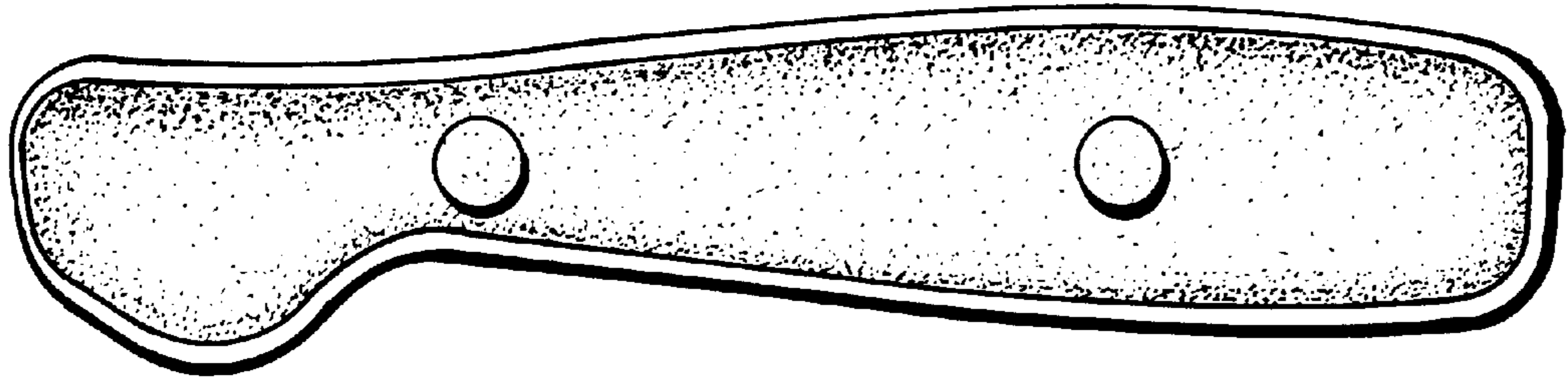


FIG. 5

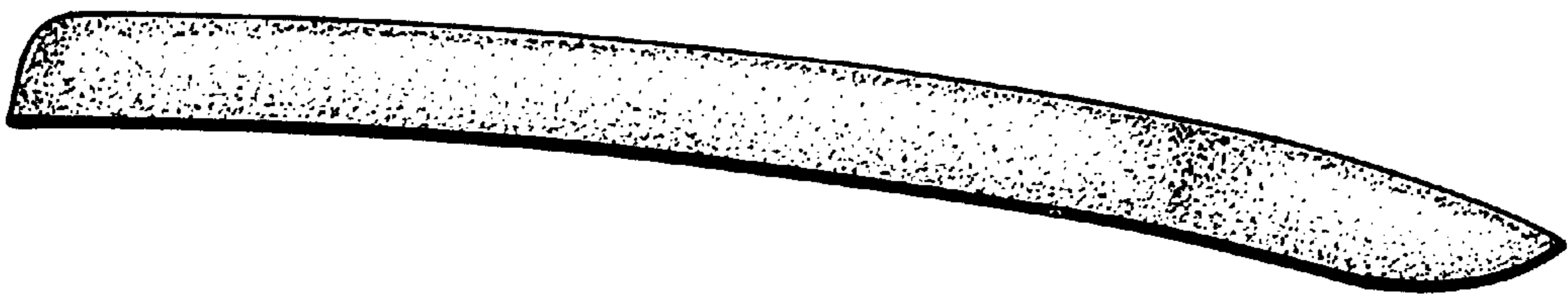


FIG. 6

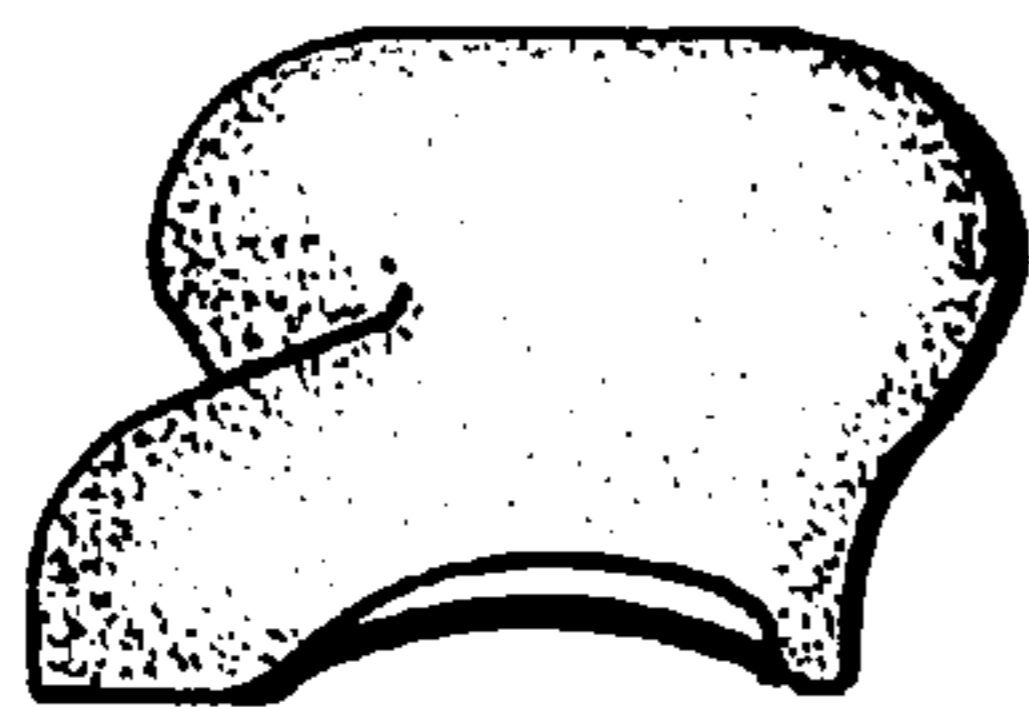


FIG. 7

