



US00D462858S

(12) **United States Design Patent**
Koepke et al.

(10) **Patent No.:** **US D462,858 S**

(45) **Date of Patent:** **** Sep. 17, 2002**

(54) **CHAIR BACK FRAME**

(75) Inventors: **Marcus C. Koepke**, Indianapolis, IN (US); **Erik A. Steffensen**, Iowa City, IA (US); **Craig H. Schultz; Douglas A. Schroeder**, both of Muscatine, IA (US); **Tim Coffield**, Grand Rapids, MI (US); **Patrick Burgess**, Grand Rapids, MI (US); **George Mulka**, Grand Rapids, MI (US)

(73) Assignee: **Hon Technology Inc.**, Muscatine, IA (US)

(**) Term: **14 Years**

(21) Appl. No.: **29/143,517**

(22) Filed: **Jun. 15, 2001**

(51) **LOC (7) Cl.** **06-06**

(52) **U.S. Cl.** **D6/502**

(58) **Field of Search** D6/334, 335, 364, D6/365, 366, 367, 500, 501, 502; D19/37, 40; 297/353, 411.2, 411.27, 411.28, 452.13, 452.18, 452.2

(56) **References Cited**

U.S. PATENT DOCUMENTS

D346,279 S	*	4/1994	Stumpf et al.	D6/366
D423,259 S	*	4/2000	Grove	D6/500
6,112,425 A	*	9/2000	Nelson et al.	D19/37 X
D431,400 S	*	10/2000	Grove	D6/500
D434,440 S	*	11/2000	Lawton et al.	D19/40
D436,456 S	*	1/2001	Neil	D6/366
D437,701 S	*	2/2001	Bellini et al.	D6/366
D440,419 S	*	4/2001	Röder	D6/366

D446,397 S	*	8/2001	Pennington et al.	D6/366
D449,173 S	*	10/2001	Chang	D6/366
D449,174 S	*	10/2001	Neil	D6/366
D451,293 S	*	12/2001	Su	D6/366
D453,079 S	*	1/2002	Ma	D6/366

* cited by examiner

Primary Examiner—Gary D. Watson

(74) *Attorney, Agent, or Firm*—Jones, Day, Reavis & Pogue

(57) **CLAIM**

The ornamental design for chair back frame, as shown and described.

DESCRIPTION

FIG. 1 is a front view of a chair back frame showing our new design;

FIG. 2 is a left side view thereof;

FIG. 3 is a rear view thereof;

FIG. 4 is a right side view thereof;


FIG. 5 is a top view thereof;

FIG. 6 is a front fractional view of the upper corner of an alternative embodiment, the right upper corner being a mirror image thereof and all other views being the same;

FIG. 7 is a front fractional view of the left upper corner of another alternative embodiment, the right upper corner being a mirror image thereof and all other views being the same; and,

FIG. 8 is a front fractional view of the left upper corner of another alternative embodiment, the right upper corner being a mirror image thereof and all other views being the same.

1 Claim, 5 Drawing Sheets






FIG. 1

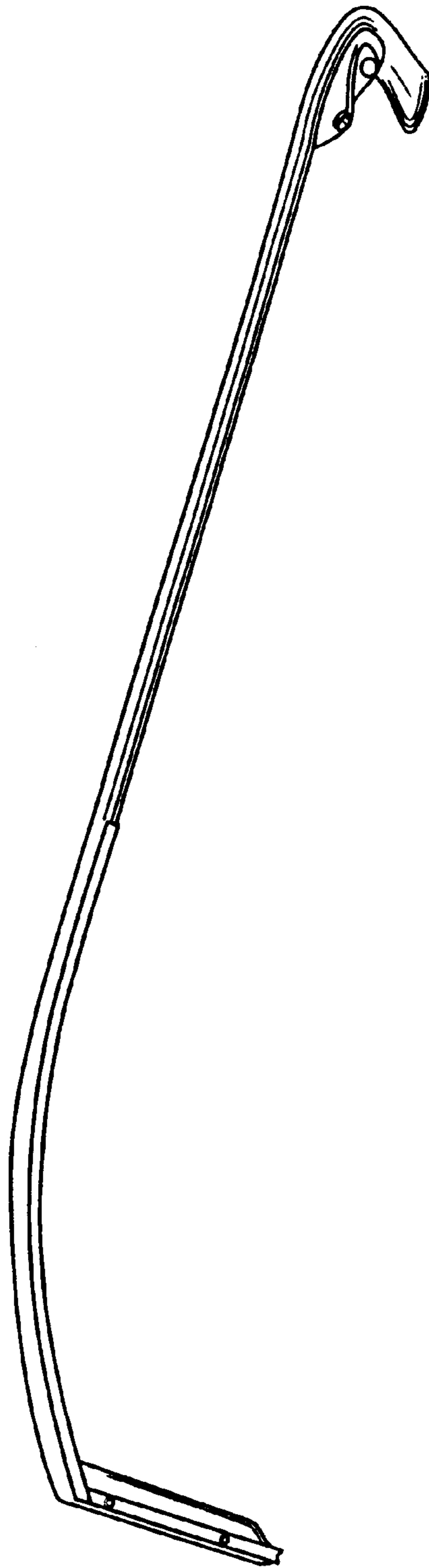


FIG. 2




FIG. 3

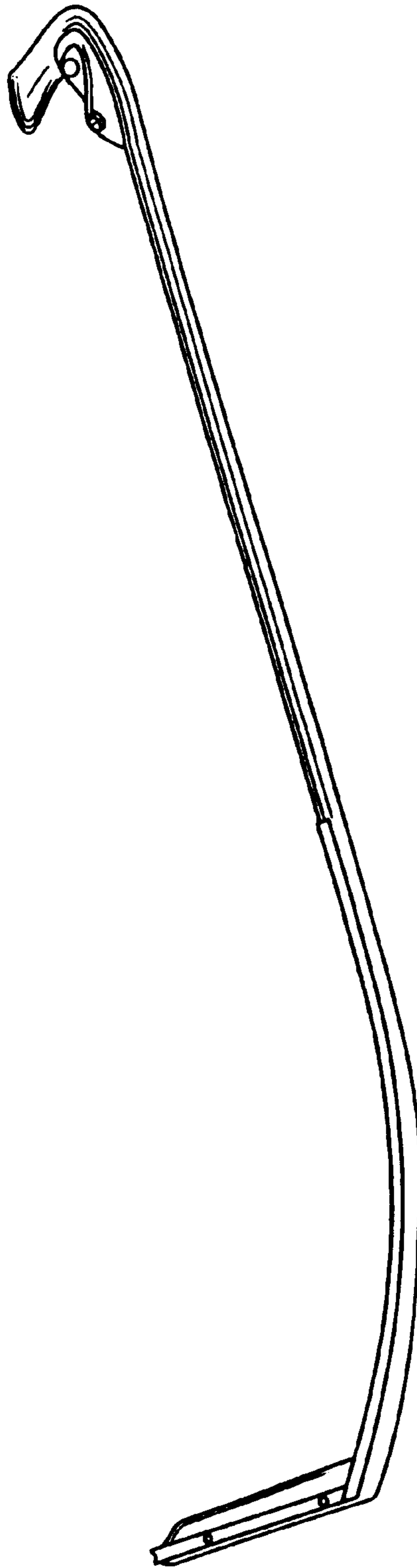


FIG. 4




FIG. 5

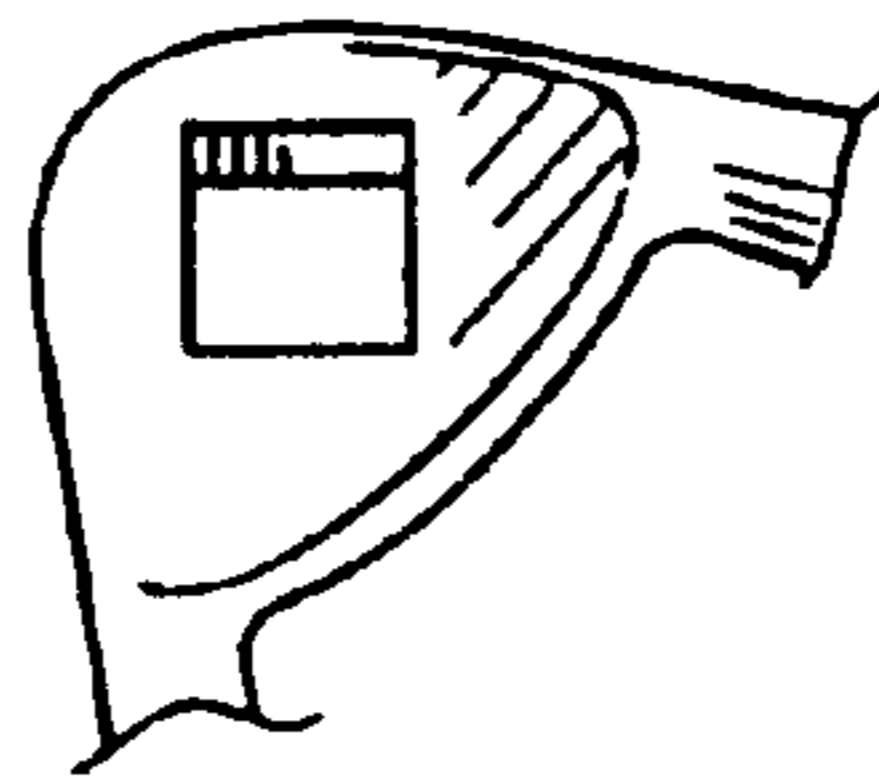


FIG. 6




FIG. 7

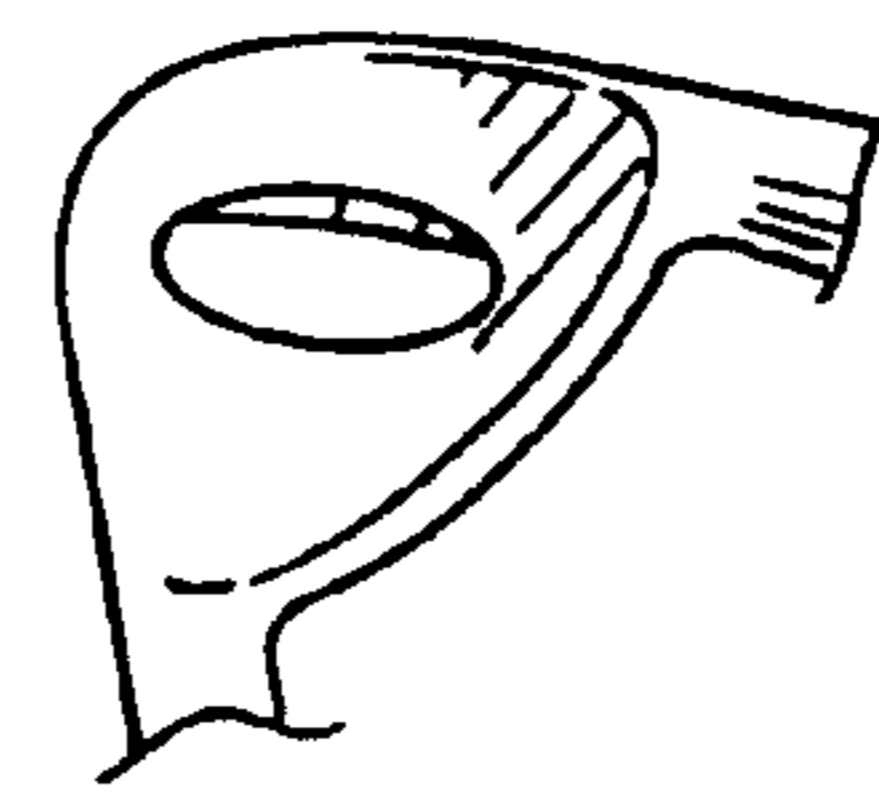


FIG. 8