



US00D462856S

(12) **United States Design Patent**  
**McDaniel et al.**

(10) **Patent No.:** **US D462,856 S**

(45) **Date of Patent:** **\*\* Sep. 17, 2002**

(54) **TABLE**

(75) Inventors: **Thomas M. McDaniel**, Morganton, NC  
(US); **D. Scott Coley**, Morganton, NC  
(US)

(73) Assignee: **Bernhardt, L.L.C.**, Lenoir, NC (US)

(\*\*) Term: **14 Years**

(21) Appl. No.: **29/149,526**

(22) Filed: **Oct. 11, 2001**

(51) **LOC (7) Cl.** ..... **06-03**

(52) **U.S. Cl.** ..... **D6/488**

(58) **Field of Search** ..... D6/480-489, 495-499;  
108/150, 153.1, 155, 156, 161; 248/188,  
188.1, 188.8, 188.7

(56) **References Cited**

**U.S. PATENT DOCUMENTS**

D236,785 S \* 9/1975 Smith ..... D6/484

D246,881 S \* 1/1978 Imber et al. .... D6/484  
D250,684 S \* 1/1979 Van Sant ..... D6/487  
D265,451 S \* 7/1982 Wistehuff ..... D6/484  
5,421,271 A \* 6/1995 Sui ..... 108/50  
D428,741 S \* 8/2000 Hazen et al. .... D6/480

\* cited by examiner

*Primary Examiner*—Janice E. Seeger

(74) *Attorney, Agent, or Firm*—MacCord Mason PLLC

(57) **CLAIM**

The ornamental design for a table, as shown and described.

**DESCRIPTION**


FIG. 1 is a left front perspective view of a table showing my new design;

FIG. 2 is a side view, the opposite side being a mirror image thereof;

FIG. 3 is a end view, the opposite end being a mirror image thereof; and,

FIG. 4 is a top view thereof.

**1 Claim, 4 Drawing Sheets**






FIG. 1




FIG. 2




FIG. 3

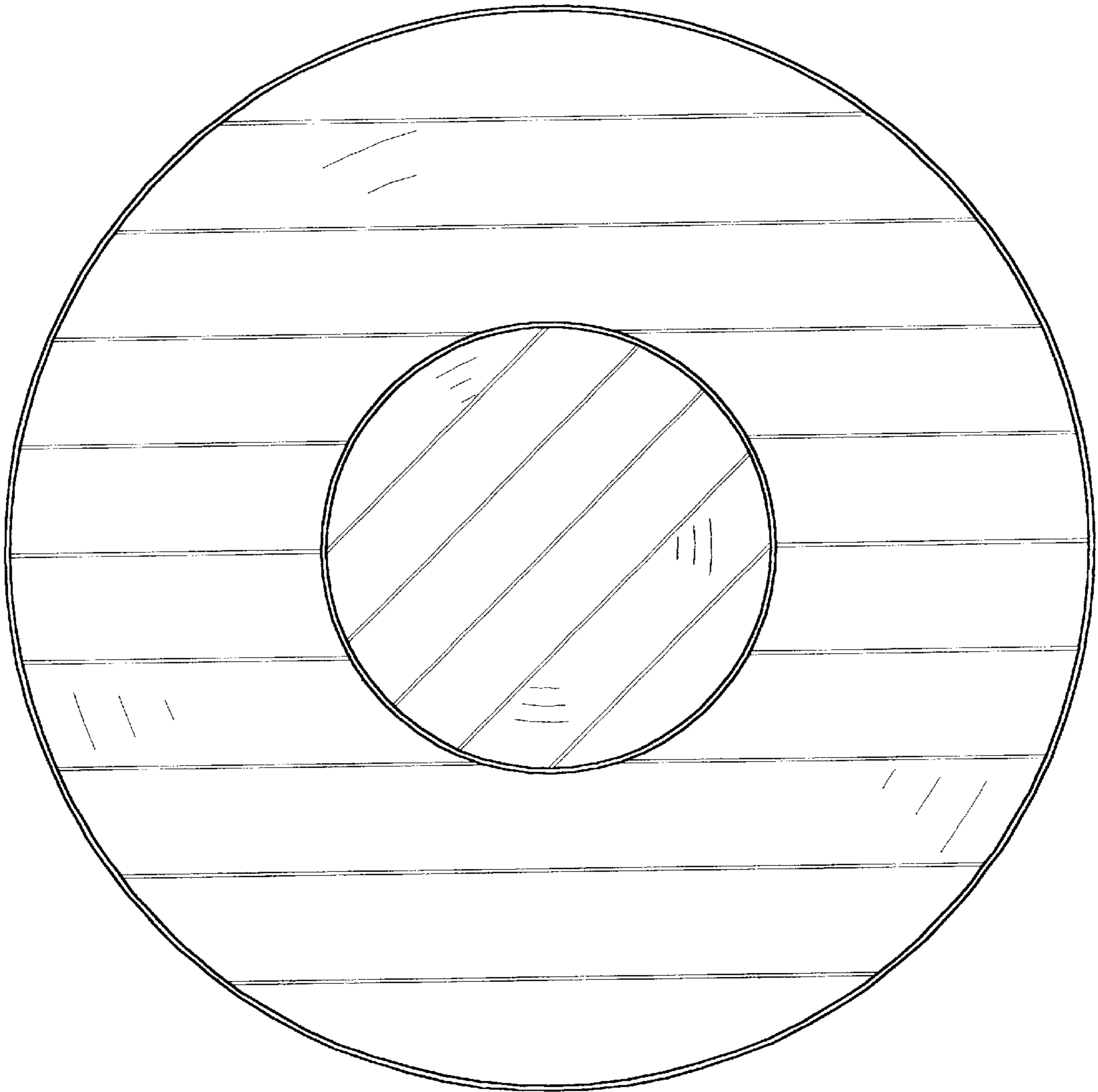


FIG. 4