



US00D462850S

(12) **United States Design Patent**  
**Cain**

(10) **Patent No.:** **US D462,850 S**

(45) **Date of Patent:** **\*\* Sep. 17, 2002**

(54) **TABLE**

D449,184 S \* 10/2001 Cain ..... D6/477

(75) Inventor: **Charles C. Cain**, High Point, NC (US)

\* cited by examiner

(73) Assignee: **Thomasville Furniture Industries, Inc.**,  
Thomasville, NC (US)

*Primary Examiner*—Cathron C. Brooks

(74) *Attorney, Agent, or Firm*—Womble, Carlyle,  
Sandridge & Rice, PLLC

(\*\*) Term: **14 Years**

(57) **CLAIM**

(21) Appl. No.: **29/152,259**

The ornamental design for a table, as shown and described.

(22) Filed: **Dec. 12, 2001**

**DESCRIPTION**

(51) **LOC (7) Cl.** ..... **06-04**

(52) **U.S. Cl.** ..... **D6/436; D6/484**

(58) **Field of Search** ..... D6/432–448, 484;  
312/138.1, 196, 204, 224, 238, 278, 279,  
291

FIG. 1 is a left front perspective view of a table showing my design;

FIG. 2 is a side elevational view, the opposite side being a mirror image thereof;

FIG. 3 is a front elevational view thereof;

FIG. 4 is a rear elevational view thereof; and,

FIG. 5 is a top view thereof.

The bottom view of the table is not shown and forms no part of the claimed design.


The dashed lines represent environmental elements only and form no part of the claimed design.

(56) **References Cited**

**U.S. PATENT DOCUMENTS**

D363,833 S	*	11/1995	Paus	.....	D6/436
D396,767 S	*	8/1998	Blaay	.....	D6/477
D403,529 S	*	1/1999	Blaay	.....	D6/436
D433,849 S		11/2000	Walters, III	.....	D6/484
D444,313 S	*	7/2001	Hutton	.....	D6/436

**1 Claim, 5 Drawing Sheets**






FIG. 1

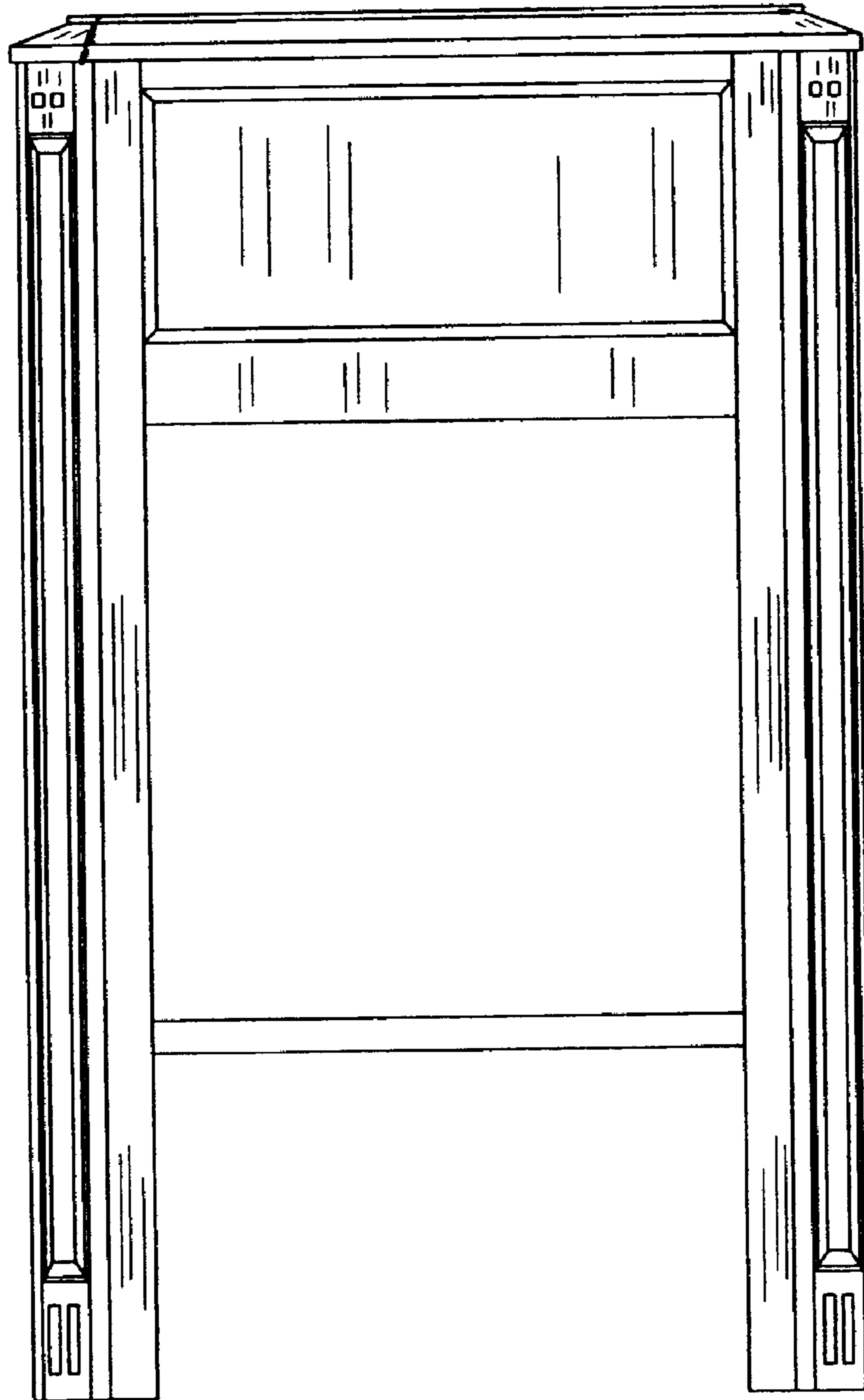


FIG. 2

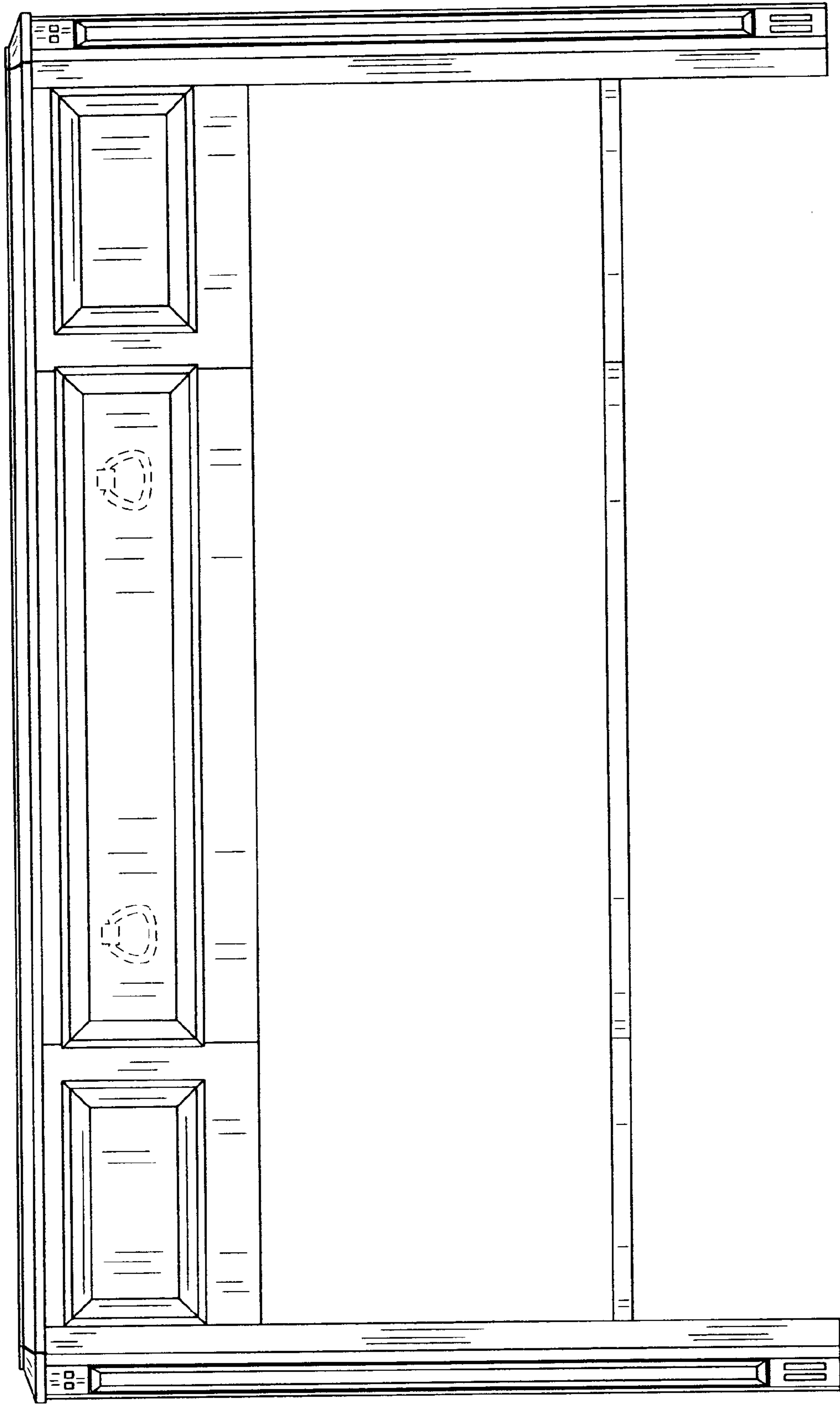


FIG. 3




FIG. 4

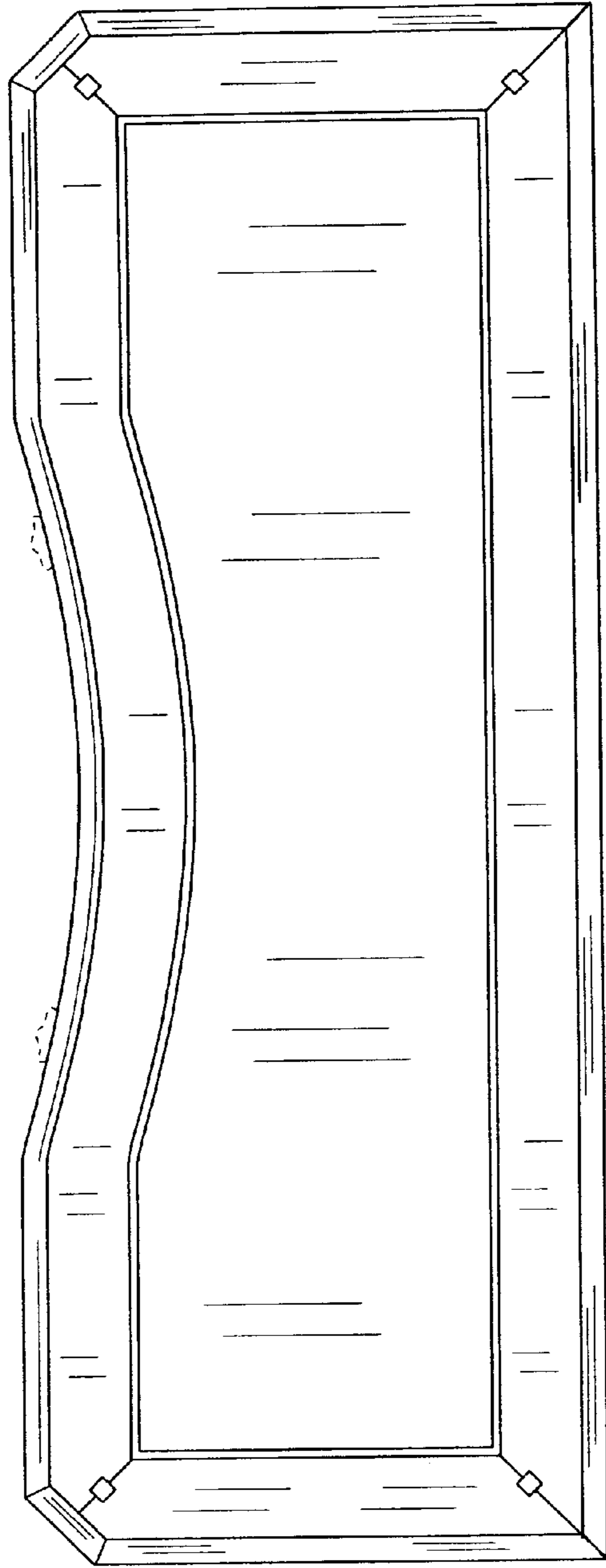


FIG. 5