



US00D462849S

(12) **United States Design Patent**
Lenger

(10) **Patent No.:** **US D462,849 S**

(45) **Date of Patent:** **** Sep. 17, 2002**

(54) **BED FRAME**

D421,855 S * 3/2000 McDaniel et al. D6/393

(75) **Inventor:** **Sidney A. Lenger**, Kernersville, NC
(US)

* cited by examiner

Primary Examiner—Janice E. Seeger

(73) **Assignee:** **Schottenstein Stores Corporation**,
Columbus, OH (US)

(74) *Attorney, Agent, or Firm*—Wood, Herron & Evans,
L.L.P.

(**) **Term:** **14 Years**

(57) **CLAIM**

The ornamental design for the bed frame, as shown and described.

(21) **Appl. No.:** **29/149,594**

DESCRIPTION

(22) **Filed:** **Oct. 12, 2001**

(51) **LOC (7) Cl.** **06-01**

FIG. 1 is a front elevational view of a bed frame incorporating the design of my invention;

(52) **U.S. Cl.** **D6/395**

FIG. 2 is a left side elevational view thereof;

(58) **Field of Search** D6/382, 389, 392–395,
D6/505–508; 5/53.1, 279.1, 280, 281, 907

FIG. 3 is a rear elevational view thereof;

FIG. 4 is a right side elevational view thereof;

FIG. 5 is a top plan view thereof;

FIG. 6 is a bottom plan view thereof;

(56) **References Cited**



U.S. PATENT DOCUMENTS

- D255,298 S * 6/1980 West D6/395
- D270,128 S * 8/1983 Draheim D6/505
- D353,953 S * 1/1995 Keller D6/395
- D399,691 S * 10/1998 Zaidman D6/508

FIG. 7 is a vertical cross-sectional view along Line 7—7 of FIG. 2, depicting the front surface of the headboard; and,

FIG. 8 is a vertical cross-sectional view along Line 8—8 of FIG. 2, depicting the rear surface of the footboard.

1 Claim, 8 Drawing Sheets






FIG. 1

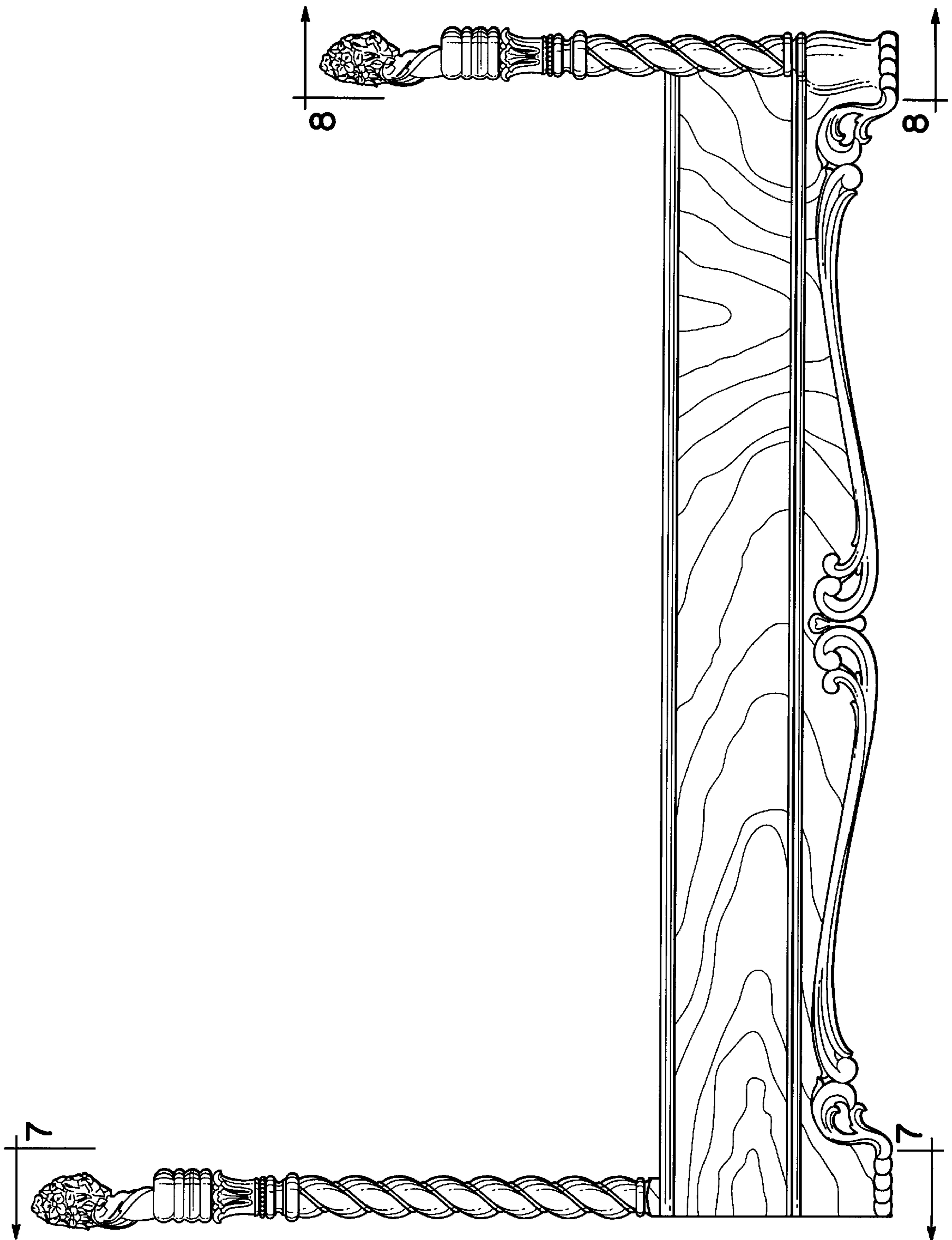


FIG. 2




FIG. 3

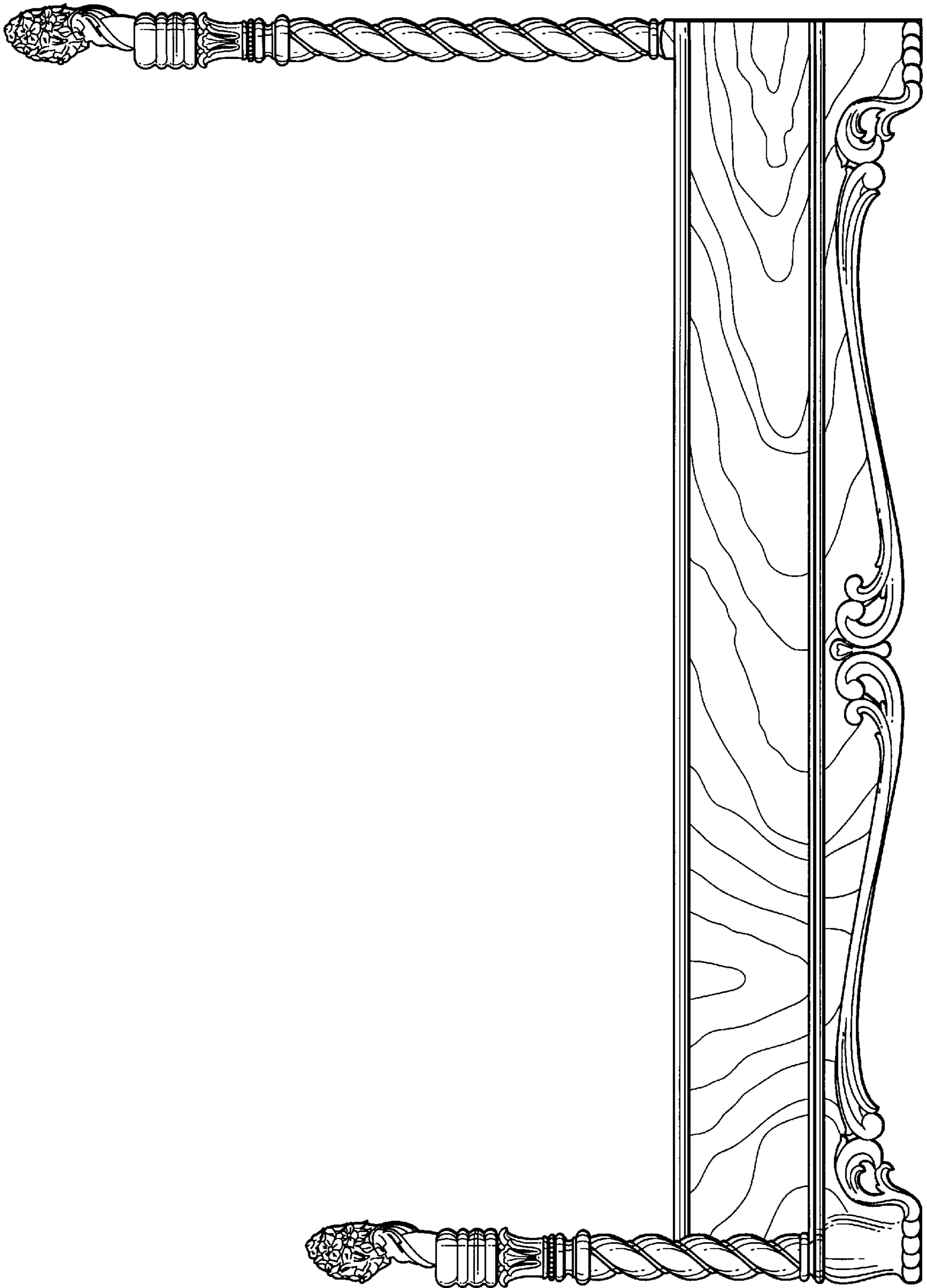


FIG. 4




FIG. 5




FIG. 6




FIG. 7




FIG. 8