



US00D462847S

(12) **United States Design Patent**  
**Risdon**

(10) **Patent No.:** **US D462,847 S**

(45) **Date of Patent:** **\*\* Sep. 17, 2002**

(54) **BED**

(75) **Inventor:** **Scott M. Risdon**, Greensboro, NC (US)

(73) **Assignee:** **Vaughan Furniture Industries, Incorporated**, Galax, VA (US)

(\*\*) **Term:** **14 Years**

(21) **Appl. No.:** **29/140,575**

(22) **Filed:** **Apr. 20, 2001**

(51) **LOC (7) Cl.** ..... **06-01**

(52) **U.S. Cl.** ..... **D6/393**

(58) **Field of Search** ..... D6/382, 384, 392-395,  
D6/505-508; 5/53.1, 279.1, 280, 281, 907

(56) **References Cited**

**U.S. PATENT DOCUMENTS**

D340,147 S	10/1993	Black	.....	D6/393
D401,432 S	* 11/1998	Lowery	.....	D6/389
D418,691 S	* 1/2000	O'Hare	.....	D6/389
D441,560 S	* 5/2001	McDaniel et al.	.....	D6/393

\* cited by examiner

*Primary Examiner*—Janice E. Seeger  
(74) *Attorney, Agent, or Firm*—Womble Carlyle Sandridge Rice, PLLC; C. Robert Rhodes


(57) **CLAIM**

The ornamental design for a bed, as shown and described.

**DESCRIPTION**

FIG. 1 is a left front perspective view of a bed showing my new design;  
FIG. 2 is a front perspective view thereof;  
FIG. 3 is a side view of the headboard of the embodiment of FIG. 1;  
FIG. 4 is a side view of the footboard of the embodiment of FIG. 1;  
FIG. 5 is a left front perspective view of the headboard, the rear view being substantially identical;  
FIG. 6 is a front view of the headboard;  
FIG. 7 is a left front perspective view of the footboard;  
FIG. 8 is a front view thereof; and,  
FIG. 9 is a left rear perspective view thereof.  
The headboard and footboard are shown separately for convenience of illustration.

**1 Claim, 8 Drawing Sheets**






FIG. 1




FIG. 2

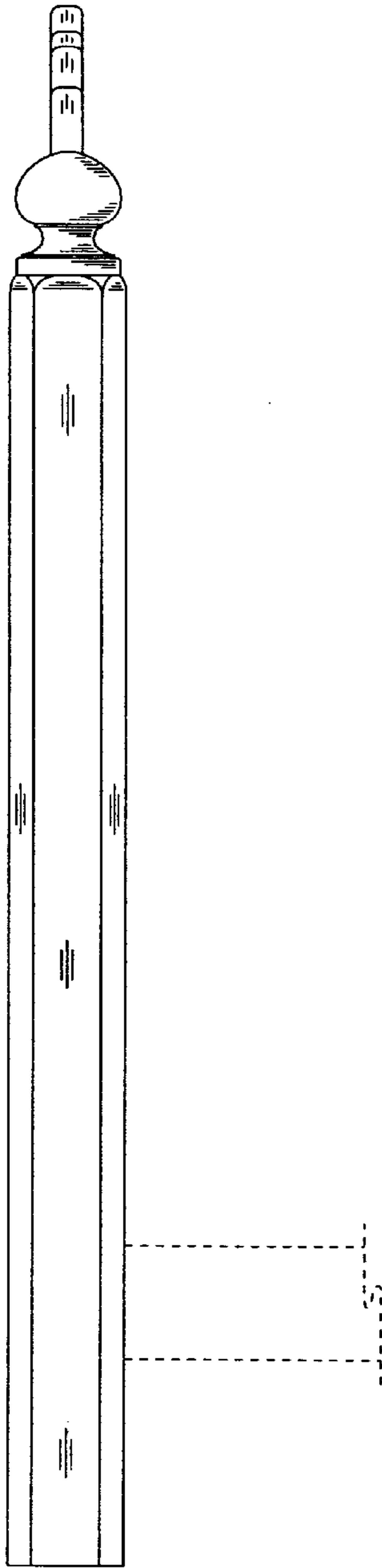


FIG. 3

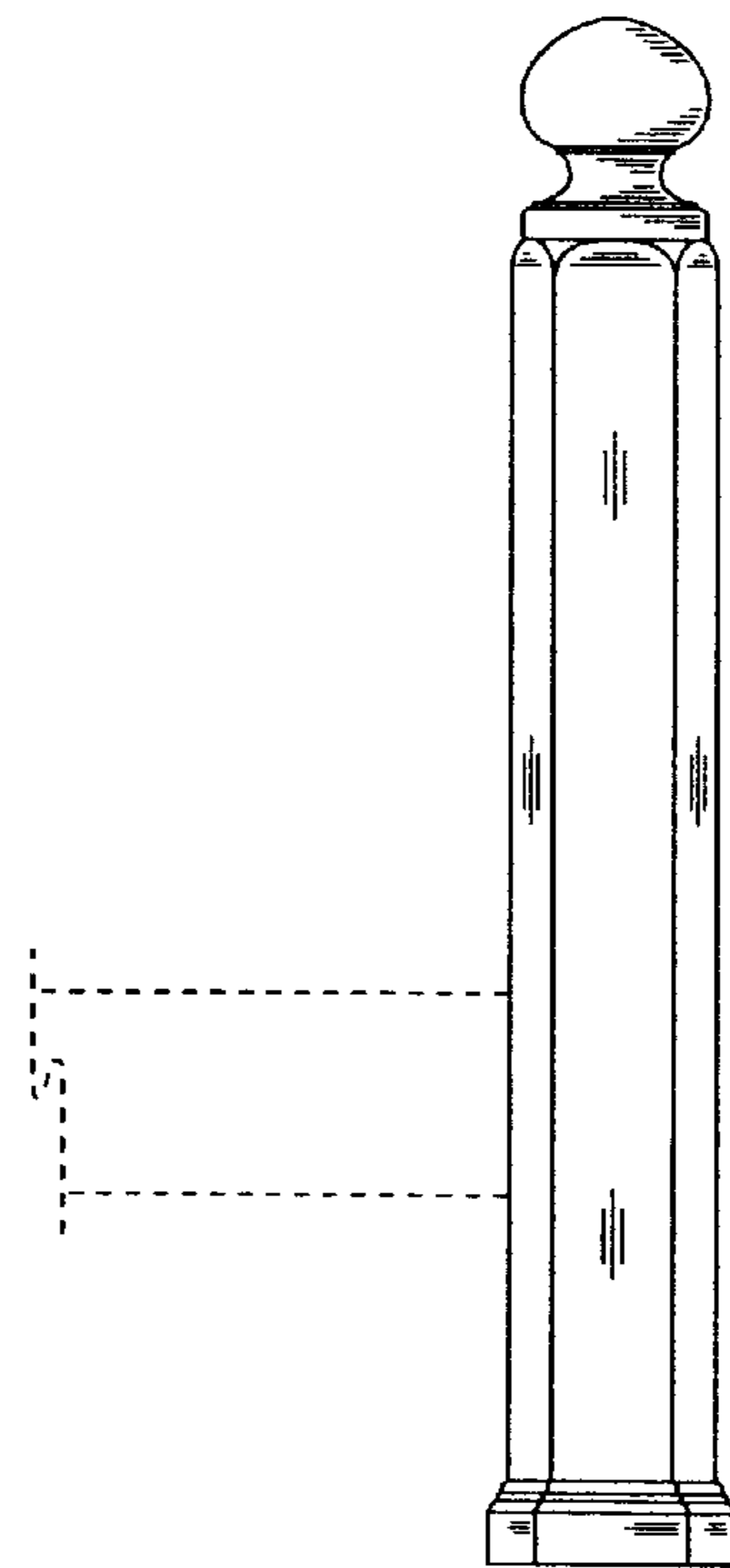


FIG. 4




FIG. 5




FIG. 6




FIG. 7




FIG. 8






FIG. 9