



US00D462842S

(12) **United States Design Patent**
Aguilar

(10) **Patent No.:** **US D462,842 S**

(45) **Date of Patent:** **** *Sep. 17, 2002**

(54) **MIRROR**

(75) Inventor: **Martin Aguilar**, Norwalk, CA (US)

(73) Assignee: **Head West, Inc.**, Compton, CA (US)

(*) Notice: This patent is subject to a terminal disclaimer.

(**) Term: **14 Years**

(21) Appl. No.: **29/137,679**

(22) Filed: **Feb. 26, 2001**

Related U.S. Application Data

(63) Continuation-in-part of application No. 29/128,675, filed on Aug. 29, 2000, now Pat. No. Des. 438,021.

(51) **LOC (7) Cl.** **06-07**

(52) **U.S. Cl.** **D6/306; D6/300**

(58) **Field of Search** D6/300-314; 40/700,
40/711, 714-716, 721, 722, 725, 735, 745,
747, 765, 780, 790, 798

(56) **References Cited**

U.S. PATENT DOCUMENTS

D23,249 S 5/1894 Golde D6/306

D71,661 S	12/1926	Dallek	D6/306
5,100,094 A	3/1992	Handwerger et al.	248/489
5,139,322 A	8/1992	Aisley	312/351
D364,041 S	11/1995	Lewis	D6/306
D438,021 S	* 2/2001	Aguilar	D6/306

* cited by examiner

Primary Examiner—Janice E. Seeger

(74) *Attorney, Agent, or Firm*—Jeffer, Mangels, Butler & Marmaro, LLP

(57) **CLAIM**

The ornamental design for a mirror, as shown and described.

DESCRIPTION

FIG. 1 is a perspective view of the mirror of the present invention.


FIG. 2 is a left side elevational view of the mirror of FIG. 1, the right side, view being a mirror reflection of the left side elevational view.

FIG. 3 is a top plan view of the mirror of FIG. 1, the bottom plan view being a mirror reflection of the left side elevational view.

FIG. 4 is a front elevational view of the mirror of FIG. 1; and,

FIG. 5 is a rear elevational view of the mirror of FIG. 1.

1 Claim, 2 Drawing Sheets






FIG. 1



FIG. 2




FIG. 4



FIG. 3




FIG. 5