



US00D462837S

(12) **United States Design Patent**
Lin

(10) **Patent No.:** **US D462,837 S**

(45) **Date of Patent:** **** Sep. 17, 2002**

(54) **EYEGASSES CASE**

(76) Inventor: **Linus Lin**, P.O. Box 90, Tainan City (TW)

(**) Term: **14 Years**

(21) Appl. No.: **29/148,795**

(22) Filed: **Sep. 28, 2001**

(51) **LOC (7) Cl.** **03-01**

(52) **U.S. Cl.** **D3/265; D3/263**

(58) **Field of Search** D3/219, 264, 265, D3/266; D9/314, 451; D16/130; 24/3.3, 3.11, 36; 206/5, 5.1; 248/205.3, 229.6, 231.54, 309.1, 316.7, 902

(56) **References Cited**

U.S. PATENT DOCUMENTS

1,955,613	A	*	4/1934	Theilengerdes	
D93,249	S	*	9/1934	Splaine	D3/265
D96,588	S	*	8/1935	Carson	D3/265
D155,480	S	*	10/1949	Castelli	
3,323,638	A	*	6/1967	Dishart	
D259,596	S	*	6/1981	Gray	D3/205
D262,585	S	*	1/1982	Anema	D3/205

D270,967	S	*	10/1983	Matt	D3/265
D397,551	S	*	9/1998	Shefler	D3/265
5,921,383	A	*	7/1999	Shefler et al.	206/5
D414,036	S	*	9/1999	Conway	D3/264
6,102,541	A	*	8/2000	Kuo	351/63
D430,727	S	*	9/2000	Wisniewski	D3/265
D433,801	S	*	11/2000	Shreve	D3/226

* cited by examiner

Primary Examiner—Celia Murphy

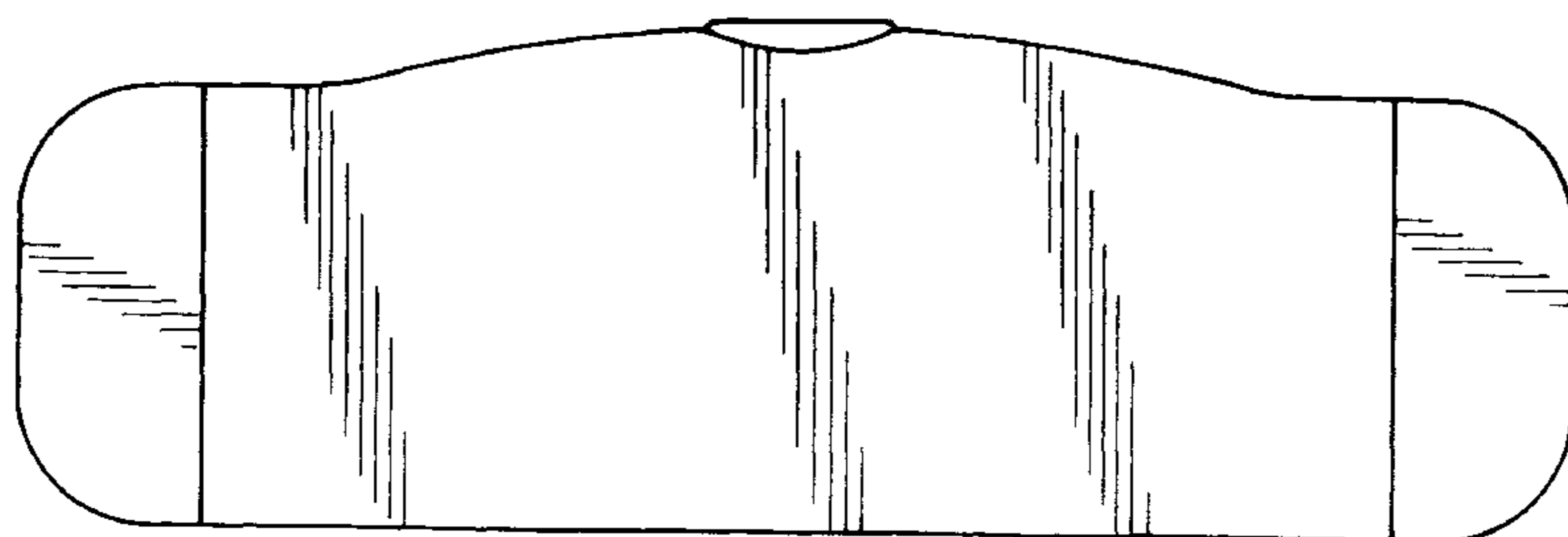
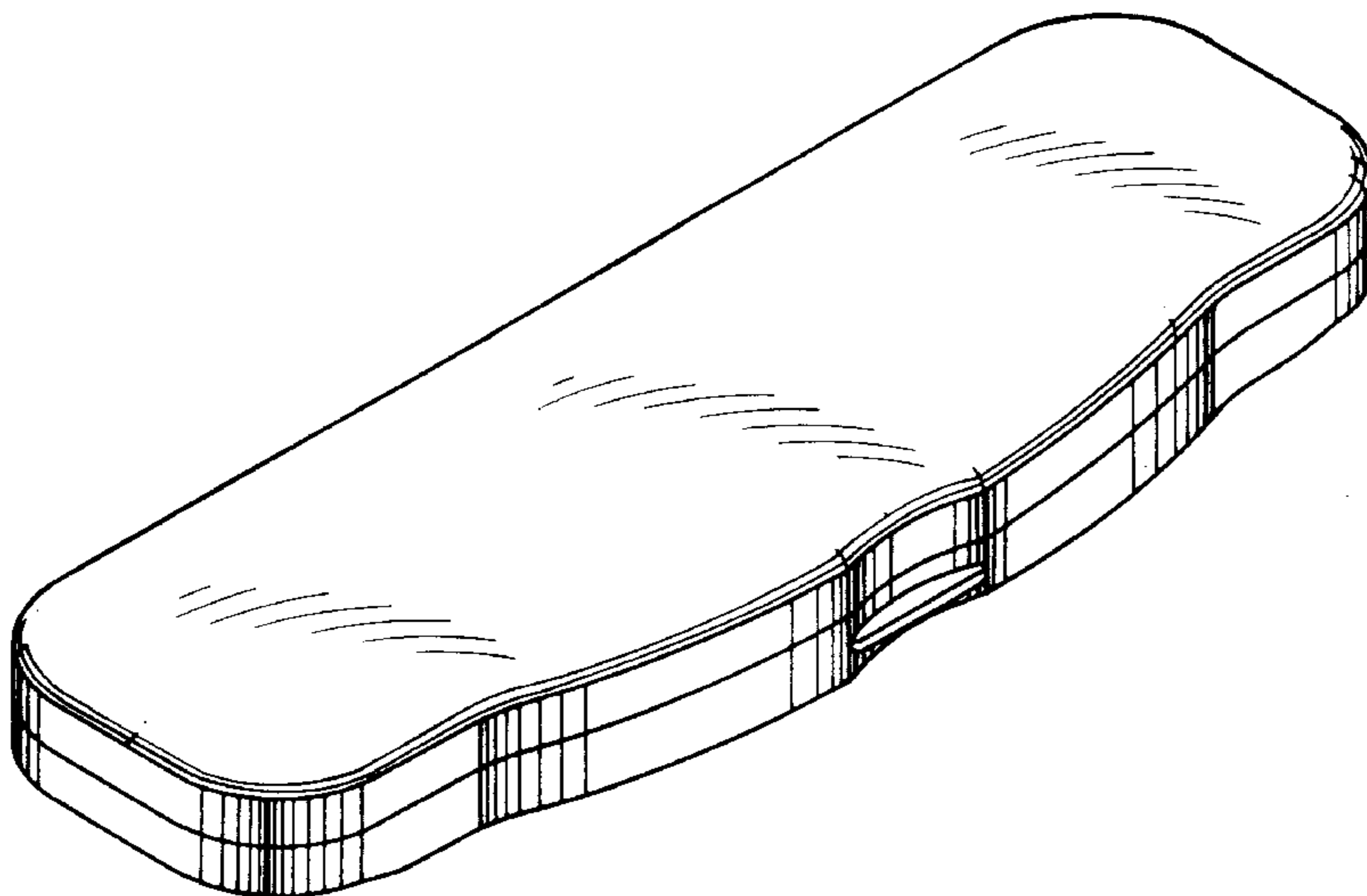
(57) **CLAIM**

The ornamental design for an eyeglasses case, as shown as described.

DESCRIPTION

FIG. 1 is a perspective view of an eyeglasses case showing my design;
FIG. 2 is a front elevational view thereof;
FIG. 3 is a rear elevational view thereof;
FIG. 4 is a left side elevational view thereof;
FIG. 5 is a right side elevational view thereof;
FIG. 6 is a top plan view thereof; and,
FIG. 7 is a bottom plan view thereof.

1 Claim, 2 Drawing Sheets



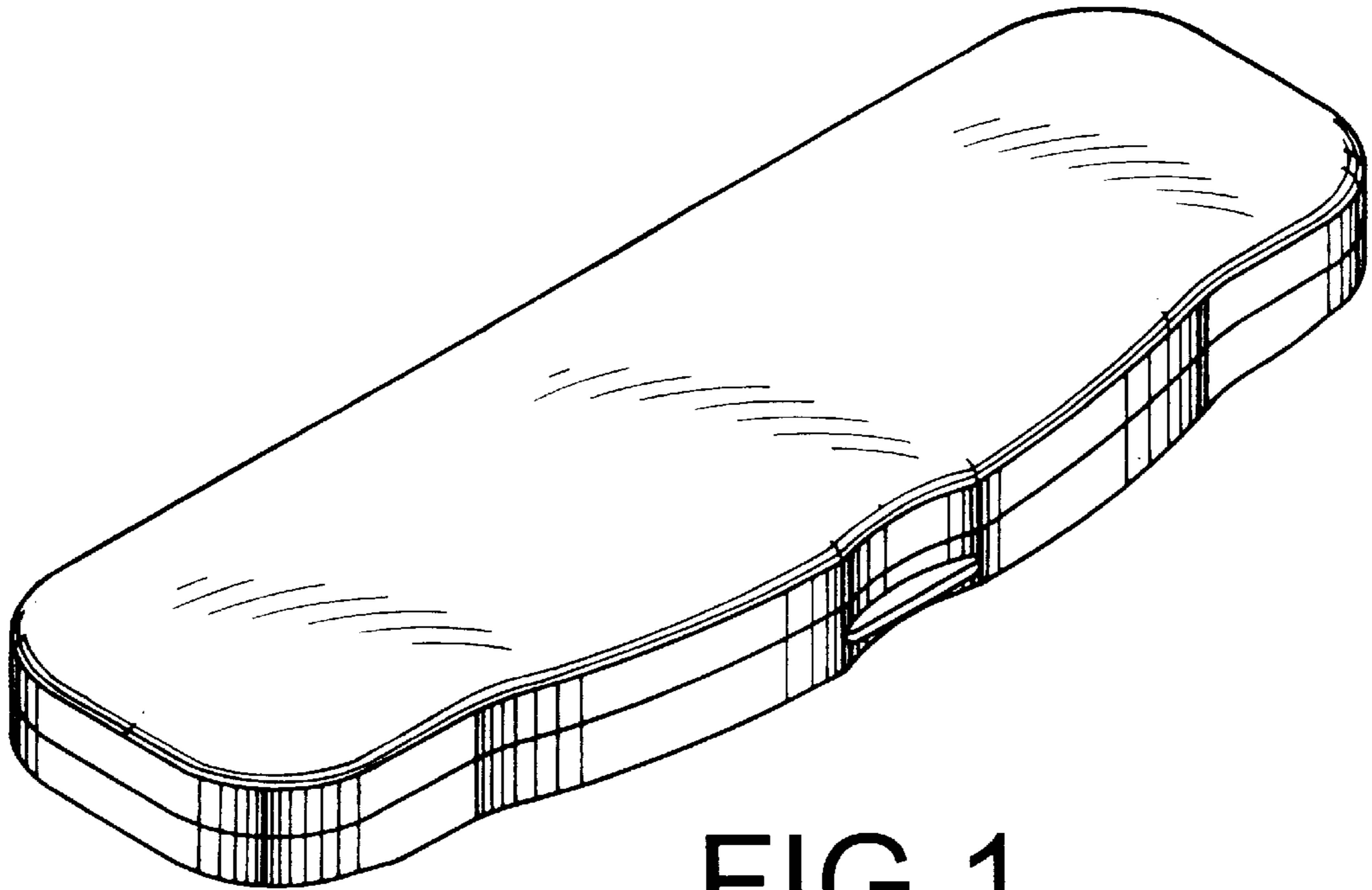


FIG. 1



FIG. 2

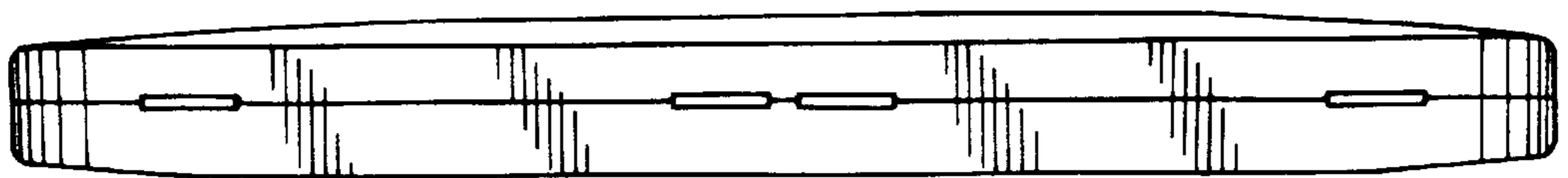


FIG. 3




FIG. 4

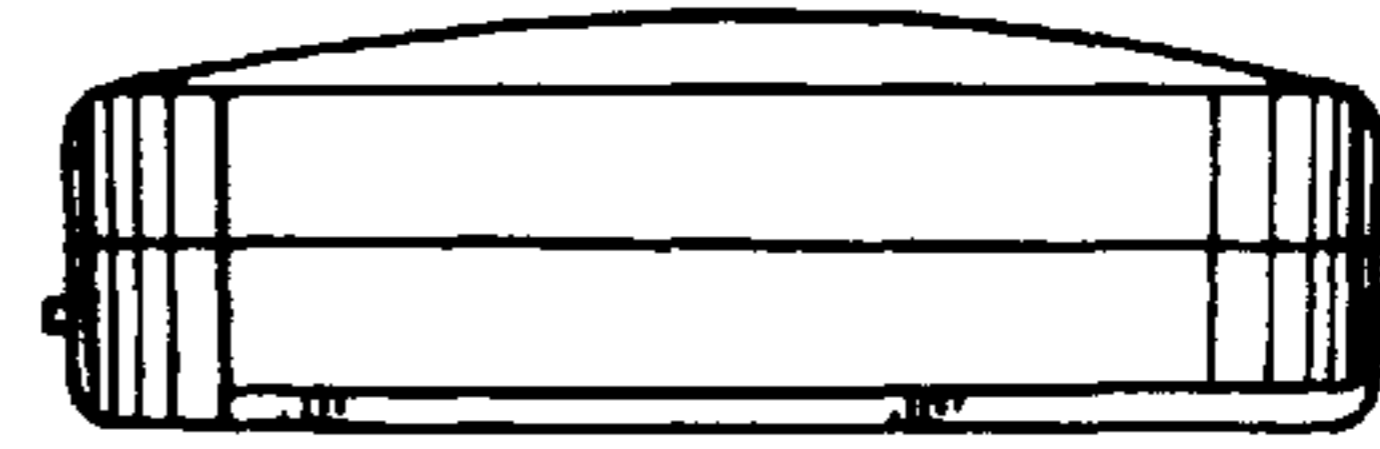


FIG. 5

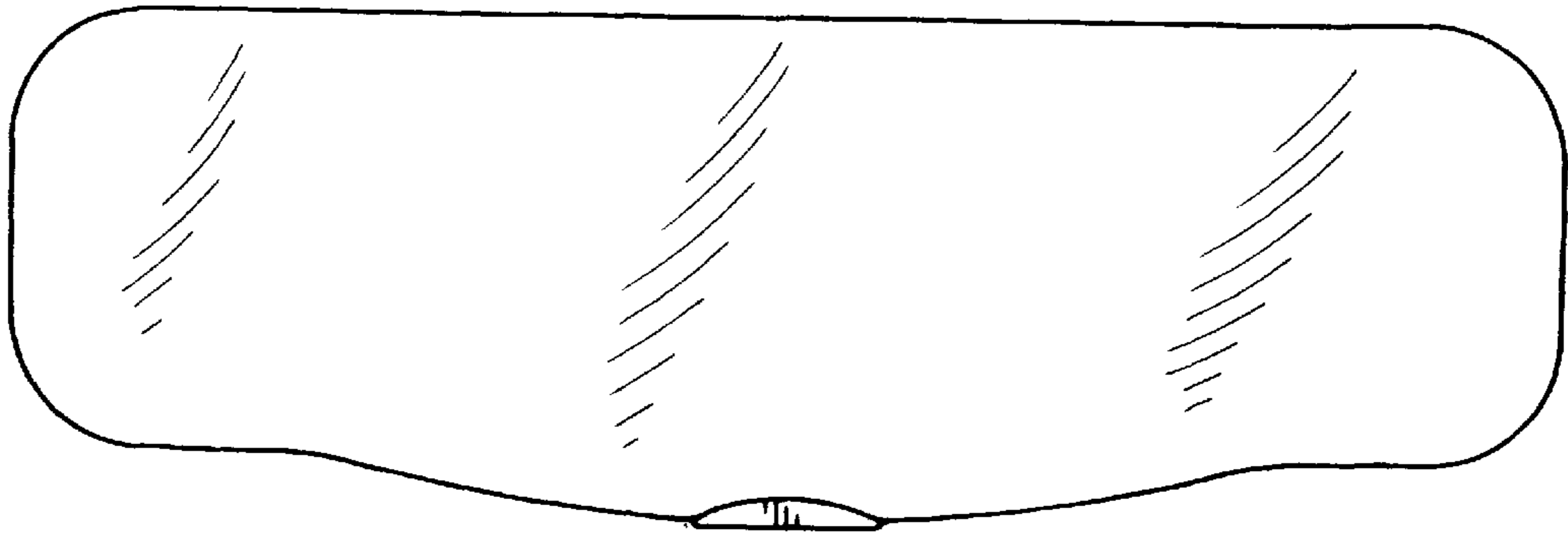


FIG. 6

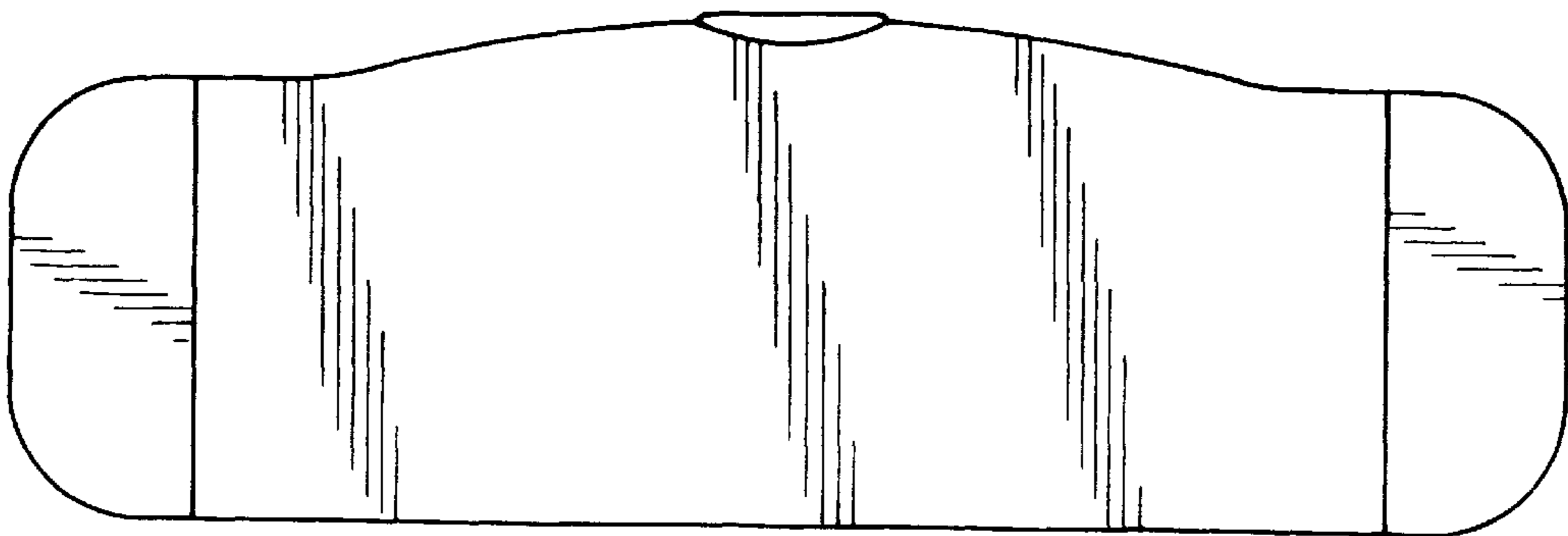


FIG. 7