



US00D462832S

(12) **United States Design Patent**
Lowder

(10) **Patent No.:** **US D462,832 S**

(45) **Date of Patent:** **** Sep. 17, 2002**

(54) **HOME PLATE KEY CHAIN**

D419,289 S * 1/2000 Edwards D3/208

(75) Inventor: **Robert E. Lowder**, Zionsville, IN (US)

* cited by examiner

(73) Assignee: **Home Plate Designs, Inc.**, Zionsville, IN (US)

Primary Examiner—Ralf Seifert

(74) *Attorney, Agent, or Firm*—Brian T. Ster; Jay G. Taylor; Ice Miller

(**) Term: **14 Years**

(57) **CLAIM**

(21) Appl. No.: **29/151,673**

The ornamental design for a home plate key chain, as shown and described.

(22) Filed: **Nov. 13, 2001**

DESCRIPTION

(51) **LOC (7) Cl.** **03-01**

(52) **U.S. Cl.** **D3/207**

(58) **Field of Search** D3/207-221; D11/221; 70/456 R, 456 B; D87/347; 24/36


FIG. 1 is a front perspective view of a home plate key chain; FIG. 2 is a top view thereof; FIG. 3 is a bottom view thereof; FIG. 4 is a rear view thereof; FIG. 5 is a right side view thereof; the view from the opposite side being a mirror image; FIG. 6 is a front perspective view of a second embodiment of the home plate key chain; FIG. 7 is a top view of the second embodiment; FIG. 8 is a bottom view of the second embodiment; FIG. 9 is a rear view of the second embodiment; and, FIG. 10 is a right side view of the second embodiment; the view from the opposite side being identical.

(56) **References Cited**

U.S. PATENT DOCUMENTS

D369,463 S	*	5/1996	Driscoll	D3/207
D369,464 S	*	5/1996	Williams et al.	D3/207
D389,624 S	*	1/1998	Drimmie et al.	D32/46
D403,815 S	*	1/1999	Inerbickler	D32/46
D405,603 S	*	2/1999	Tenny	D3/210

1 Claim, 2 Drawing Sheets






FIG. 1

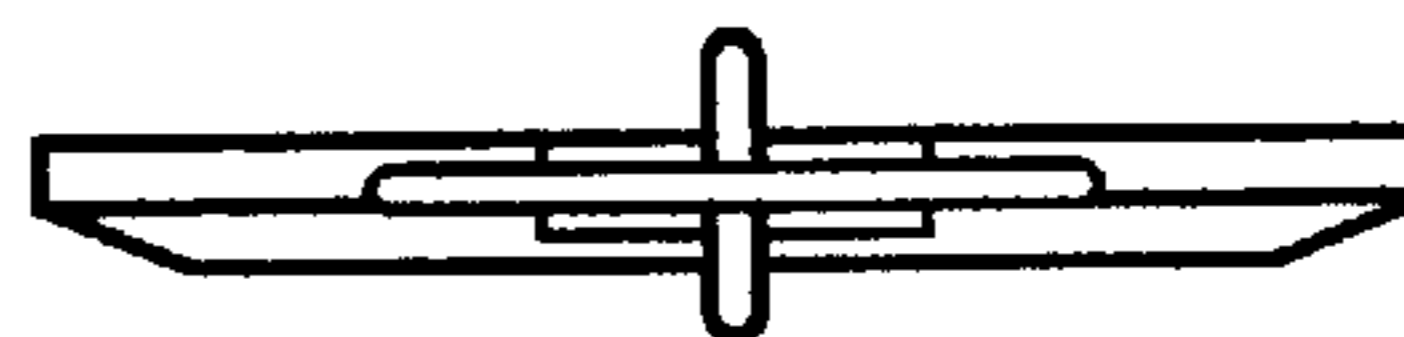


FIG. 2




FIG. 3



FIG. 5

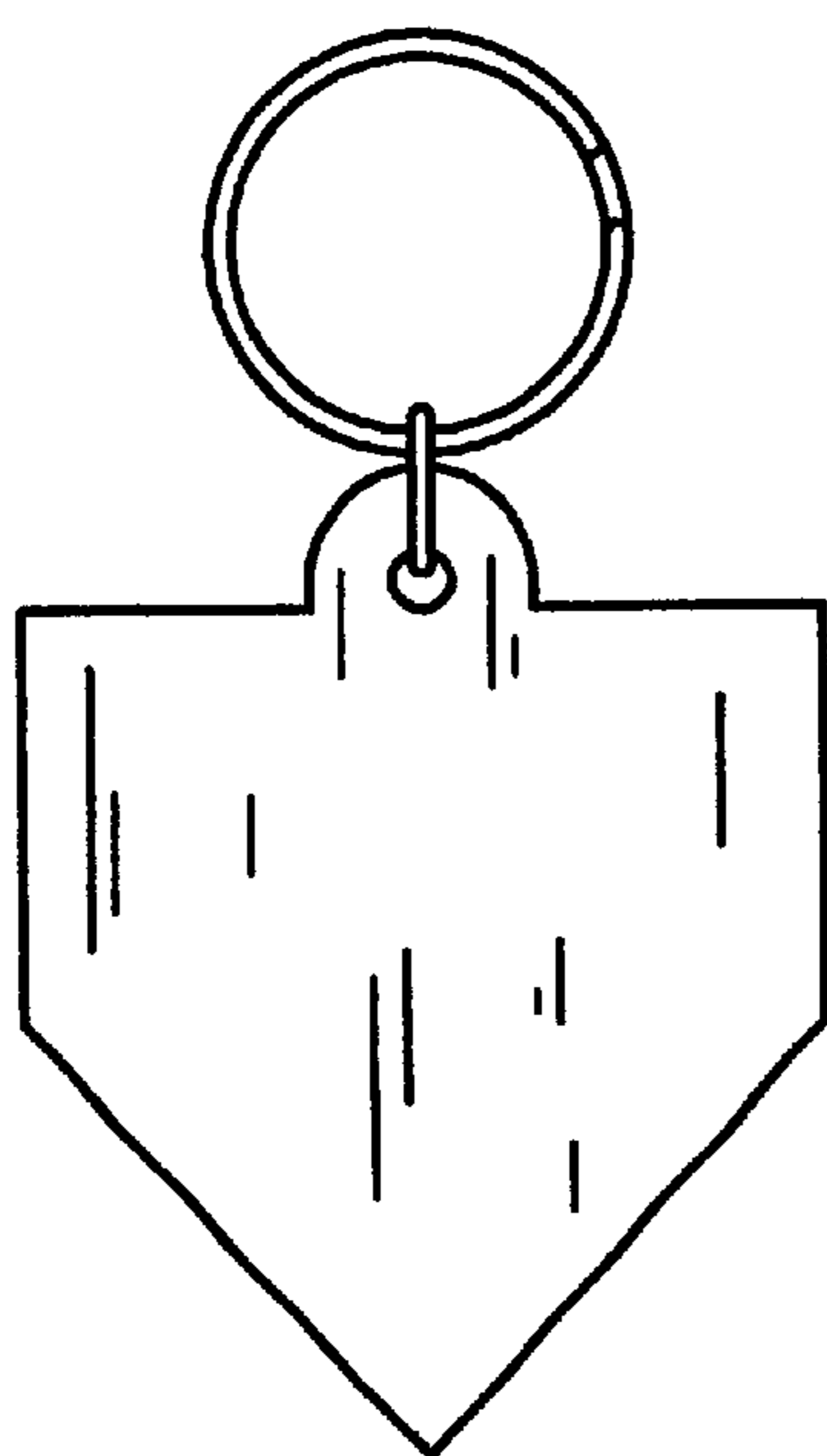


FIG. 4




FIG. 6

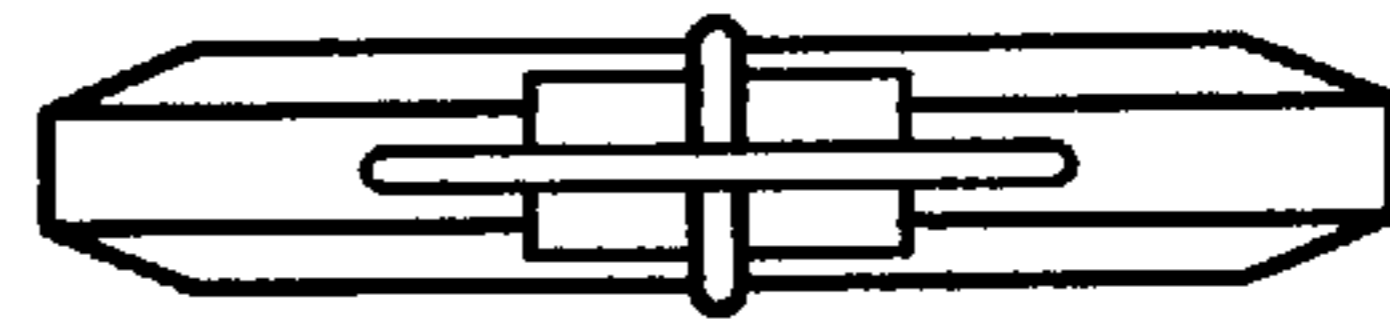


FIG. 7

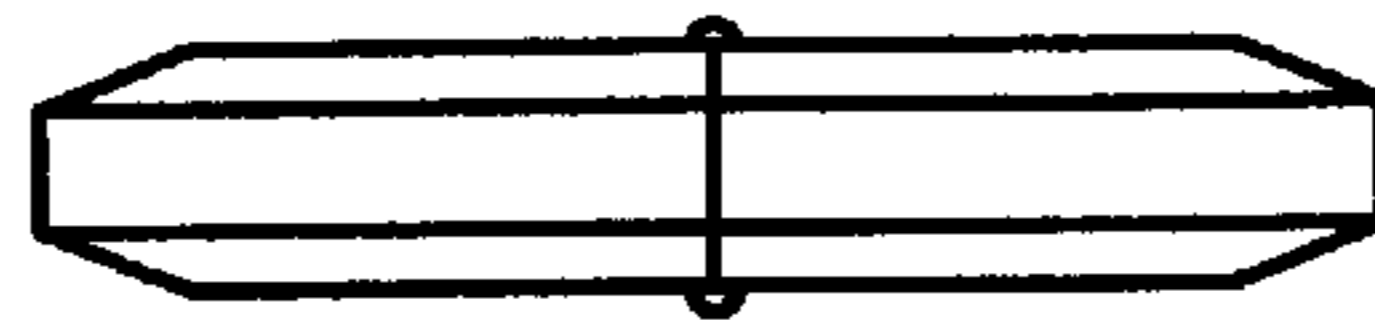


FIG. 8



FIG. 10




FIG. 9