



US00D462831S

(12) **United States Design Patent**
Lozano

(10) **Patent No.:** **US D462,831 S**

(45) **Date of Patent:** **** Sep. 17, 2002**

(54) **PORTION OF A SHOE UPPER**

D446,925 S * 8/2001 Lupo D2/972
D452,069 S 12/2001 Allen

(75) Inventor: **Sergio G. Lozano**, Beaverton, OR (US)

OTHER PUBLICATIONS

(73) Assignee: **Nike, Inc.**, Beaverton, OR (US)

Nike Footwear Catalog Fall 2000 #1, pp. W27, W86, M40, published Nov. 1999.

(**) Term: **14 Years**

Nike Footwear Catalog Spring 2001, pp. W108, M10, published Jun. 2000.

(21) Appl. No.: **29/156,532**

Nike Footwear Catalog Late Spring 2001, pp. W10, W11, published Sep. 2000.

(22) Filed: **Mar. 4, 2002**

Nike Footwear Catalog Holiday 2001, pp. M9, M37, published Feb. 2001.

(51) **LOC (7) Cl.** **02-99**

(52) **U.S. Cl.** **D2/972**

(58) **Field of Search** D2/896, 902, 907,
D2/943, 944, 946, 969, 972, 973; D12/190;
36/45, 50.1, 51, 77 M, 77 R, 83, 88, 113,
114, 126-130

Nike Footwear Catalog Spring 2002, p. M7, published Jun. 2001.

Nike Footwear Catalog Late Spring 2002, pp. M85, W85, published Sep. 2001.

Nike Footwear Catalog Fall 2002, pp. W39, M8, M9, M34, M36, M38, M39, M41, published Nov. 2001.

(56) **References Cited**

* cited by examiner

U.S. PATENT DOCUMENTS

Primary Examiner—Dominic Simone

D182,049 S	*	2/1958	Steere	D12/190
D183,497 S	*	9/1958	Tybicki et al.	D12/190
D184,545 S	*	3/1959	Walker	D12/190
D278,093 S		3/1985	Ueda		
D304,387 S		11/1989	Brown		
D324,446 S		3/1992	Ethier		
D336,973 S		7/1993	Fritcher		
D366,651 S		1/1996	Shea		
D375,194 S		11/1996	Teague		
D393,351 S		4/1998	Avar		
D395,354 S		6/1998	Avar		
D398,765 S		9/1998	Lozano		
D407,203 S		3/1999	Maxwell		
5,896,683 A		4/1999	Foxen et al.		
D417,775 S		12/1999	Holmes		
D417,776 S		12/1999	McDowell		
D427,759 S		7/2000	Hlavacs		
D428,244 S		7/2000	Young		
D431,102 S		9/2000	Clegg et al.		
D432,775 S		10/2000	McDowell		
D432,782 S		10/2000	Tong		
D440,394 S		4/2001	Avar		

(74) *Attorney, Agent, or Firm*—Banner & Witcoff, Ltd.

(57) **CLAIM**

The ornamental design for a portion of a shoe upper, as shown and described.

DESCRIPTION

FIG. 1 is a perspective view of a portion of a shoe upper showing my new design;

FIG. 2 is a side elevational view of one side thereof;

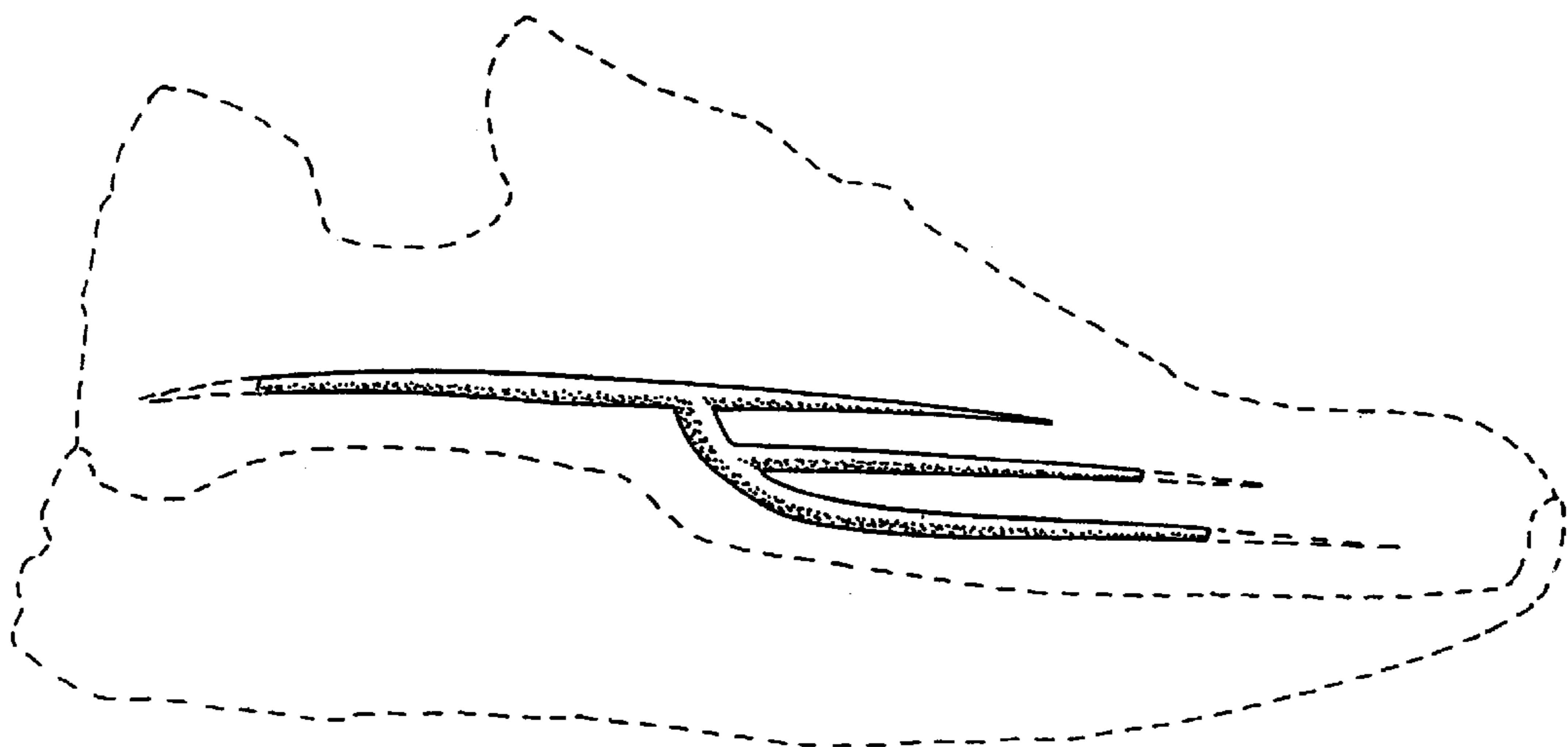
FIG. 3 is a top plan view thereof;

FIG. 4 is a front elevational view thereof; and,

FIG. 5 is a rear elevational view thereof.

The broken lines immediately adjacent to the shaded area represent an unclaimed extension of the design. The broken line showing of the remainder of the shoe is for illustrative purposes only and forms no part of the claimed design.

1 Claim, 2 Drawing Sheets






FIG. 1

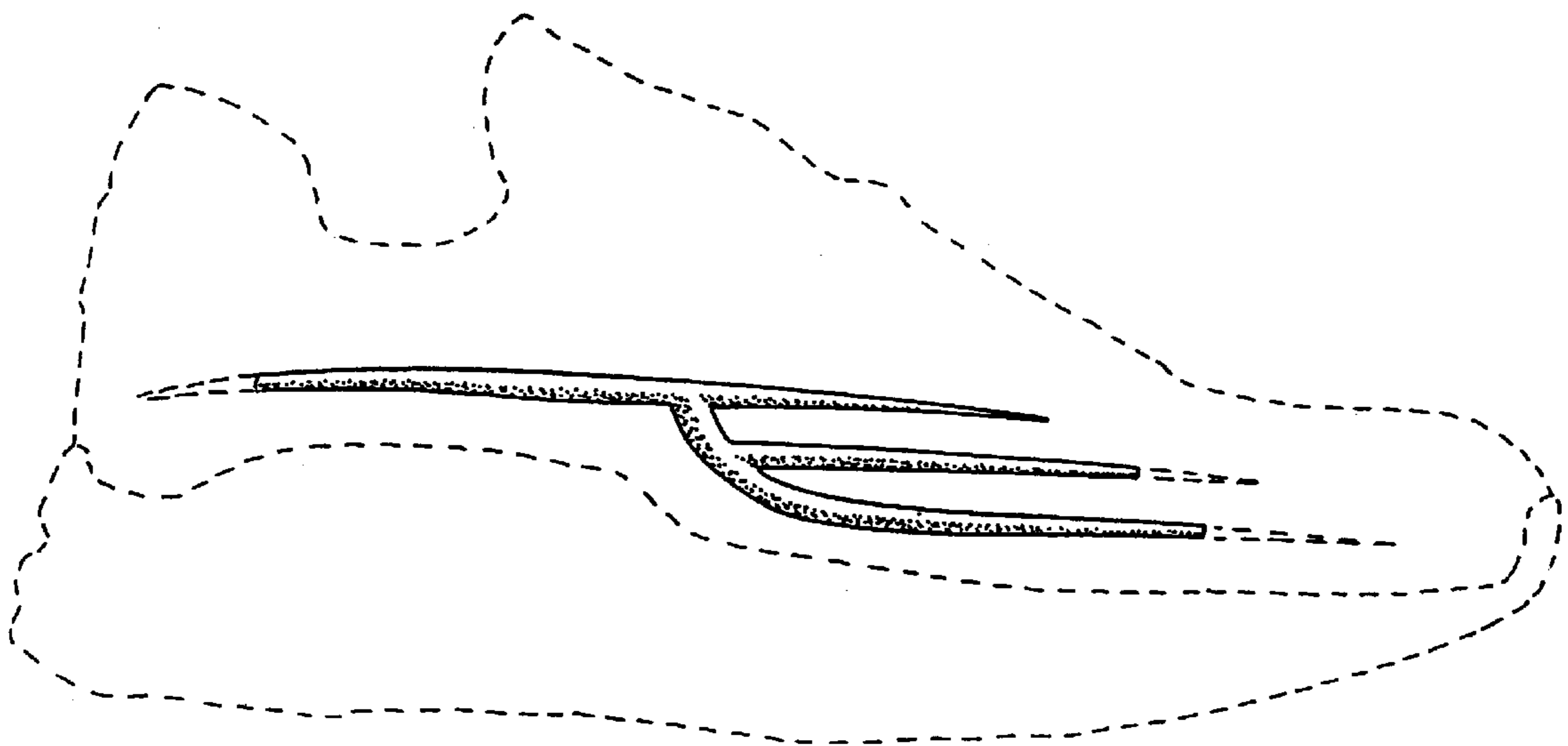


FIG. 2

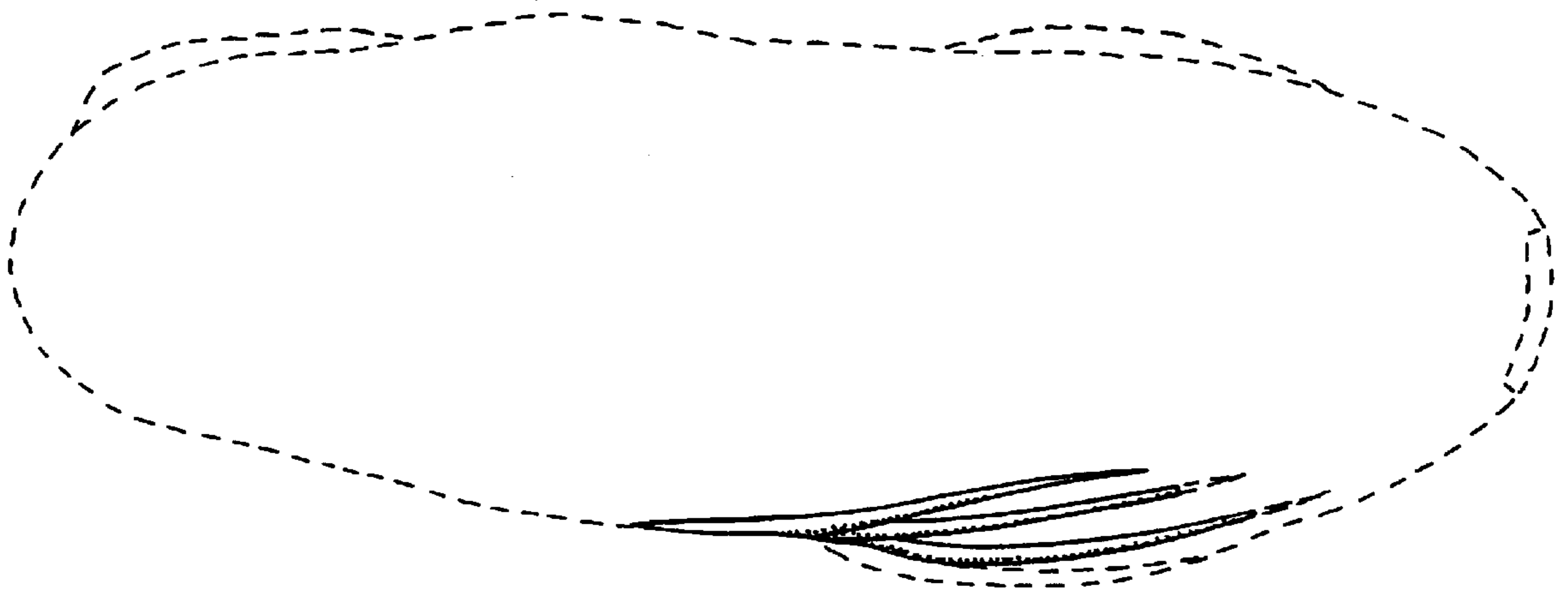


FIG. 3

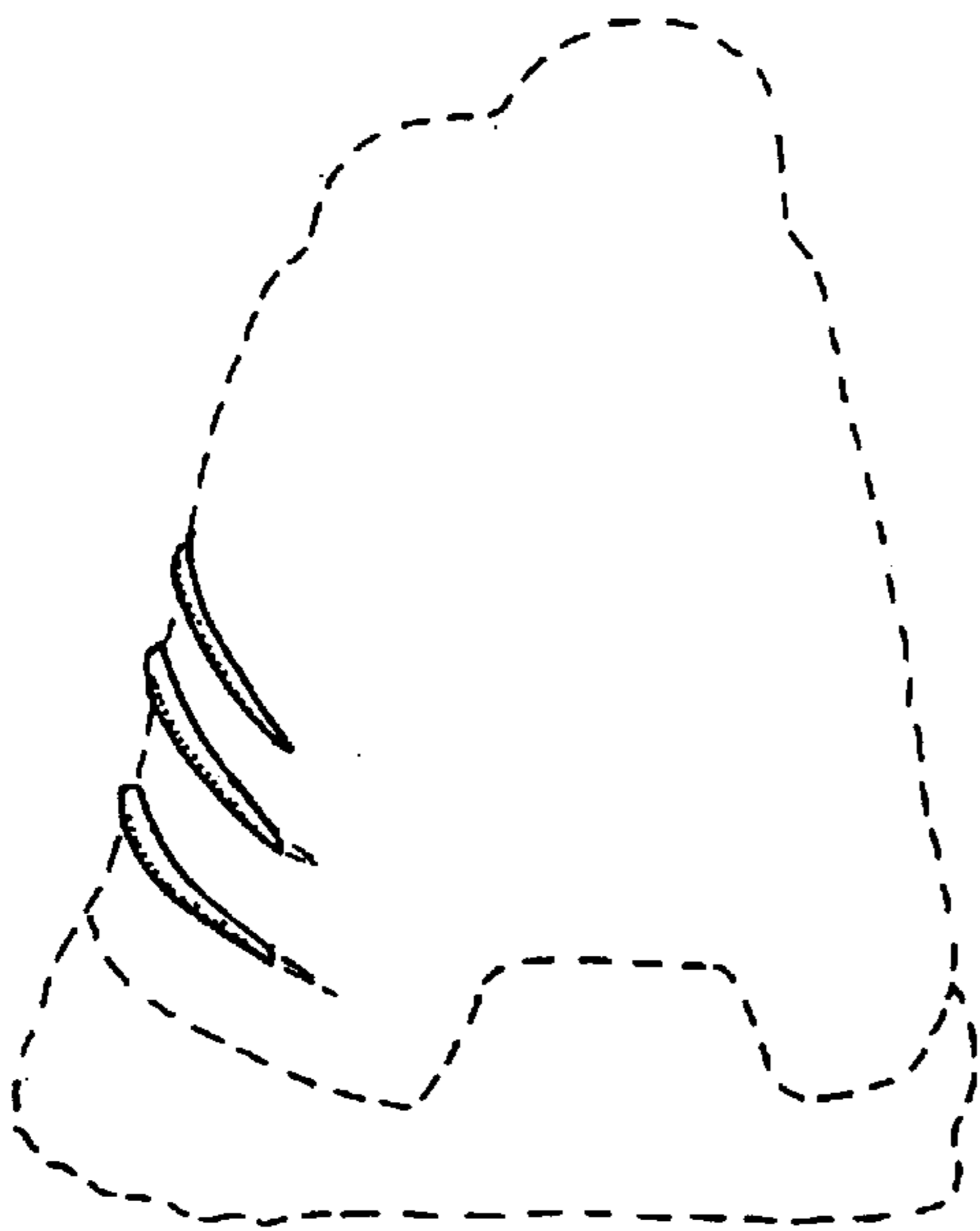


FIG. 4

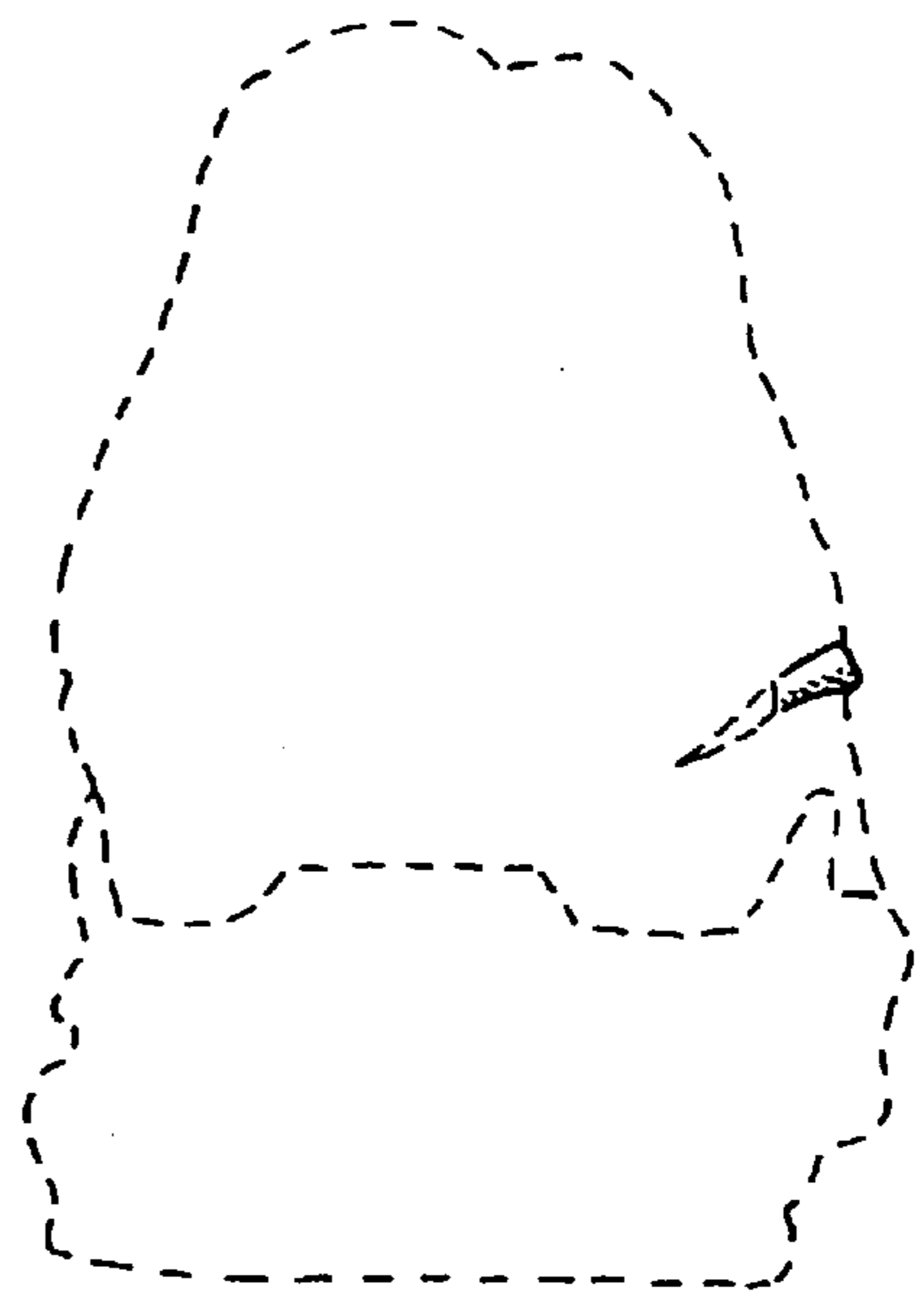


FIG. 5