



US00D462826S

(12) **United States Design Patent**
Leong et al.

(10) **Patent No.:** **US D462,826 S**

(45) **Date of Patent:** **** Sep. 17, 2002**

(54) **SLIPPERS**

(75) Inventors: **Eddie Leong**, Bloomfield, NJ (US); **Lia Lee**, Long Island City, NY (US)

(73) Assignee: **Synoco North America Co.**, Hasbrouck Heights, NJ (US)

(**) Term: **14 Years**

(21) Appl. No.: **29/147,322**

(22) Filed: **Aug. 28, 2001**

(51) **LOC (7) Cl.** **02-04**

(52) **U.S. Cl.** **D2/919; D2/916**

(58) **Field of Search** D2/897, 900, 902,
D2/916-924, 940-960, 969, 971; 36/84,
88, 90, 94, 101, 3 A, 7.7, 7.5, 11.5, 9 R,
10, 28, 45, 30 A, 50.1

(56) **References Cited**

U.S. PATENT DOCUMENTS

D132,630 S * 6/1942 Pfeiffer D2/919
D285,382 S * 9/1986 Schornstein et al. D2/919

5,165,183 A * 11/1992 Huang 36/11.5
5,802,738 A * 9/1998 Ferniani 36/11.5
D446,002 S * 8/2001 Leong et al. D2/919

* cited by examiner

Primary Examiner—Louis S. Zarfaz
Assistant Examiner—Gregory Andoll

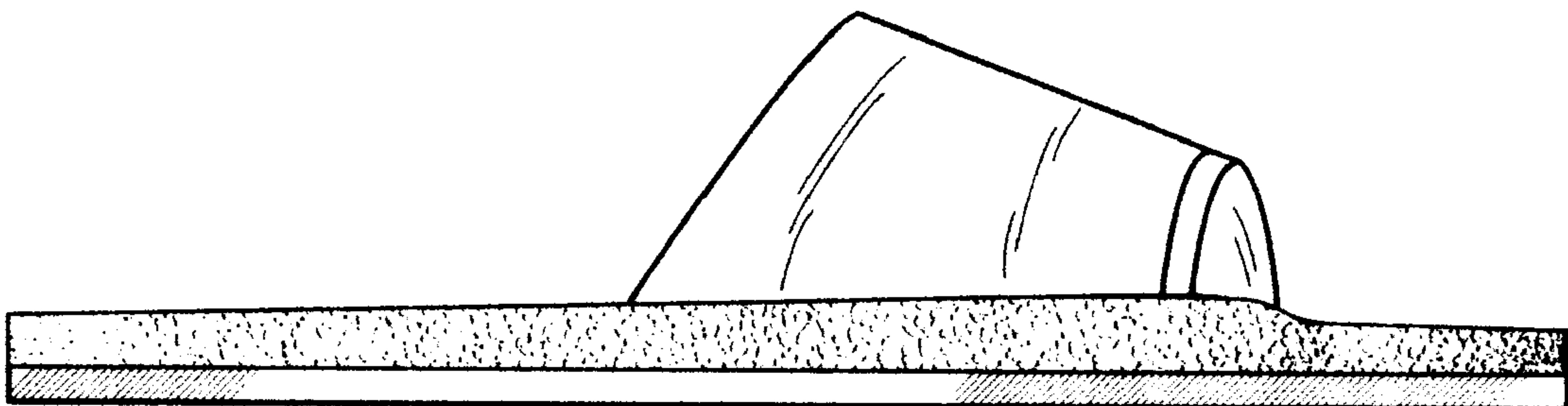
(57) **CLAIM**

The ornamental design for slippers, as shown and described.

DESCRIPTION

FIG. 1 is a top plan view of the right foot slipper of a pair of slippers, showing our new design;
FIG. 2 is a bottom plan view thereof;
FIG. 3 is a top plan view of the right foot slipper strap (vamp), illustrating the six male plugs for insert into the footbed;
FIG. 4 is a left side plan view of FIGS. 1 and 2; and,
FIG. 5 is a right side plan view of FIGS. 1, 2 and 4.
The left foot slipper of the pair of slippers is a mirror image of FIGS. 1-5.

1 Claim, 1 Drawing Sheet



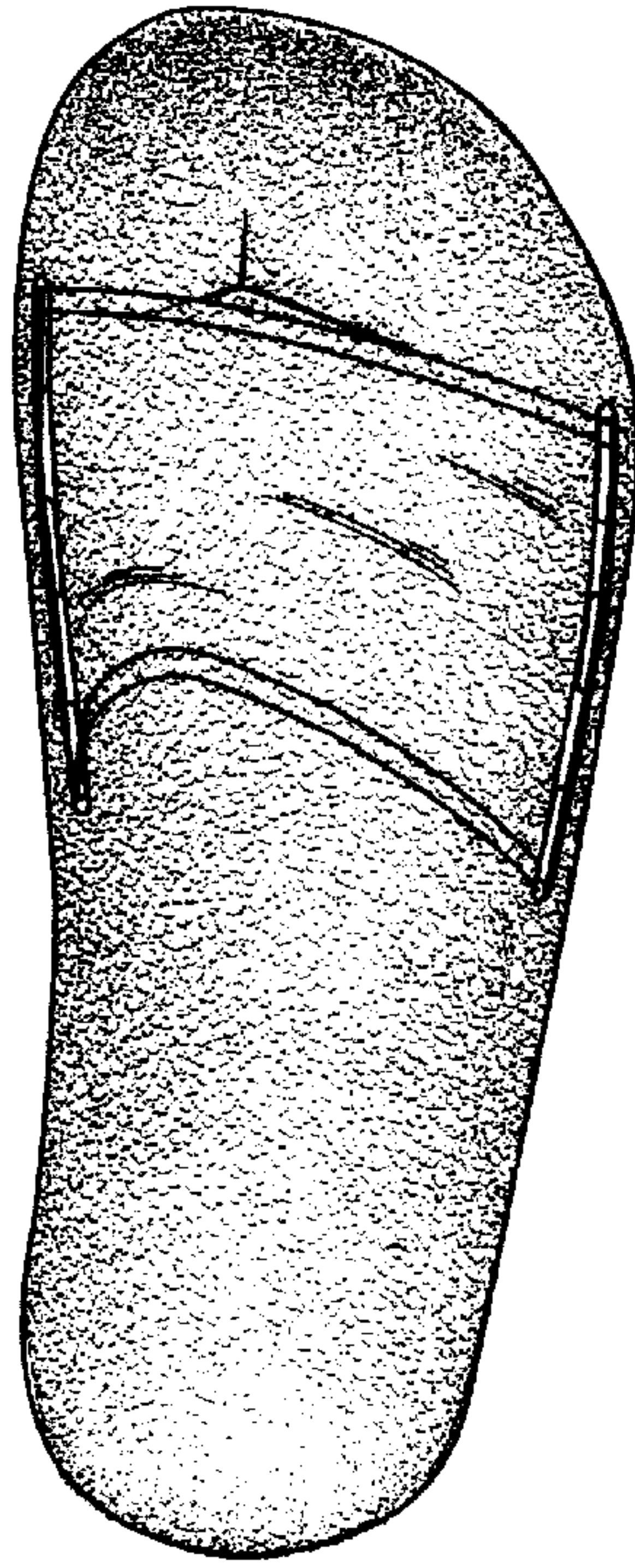


Fig. 1

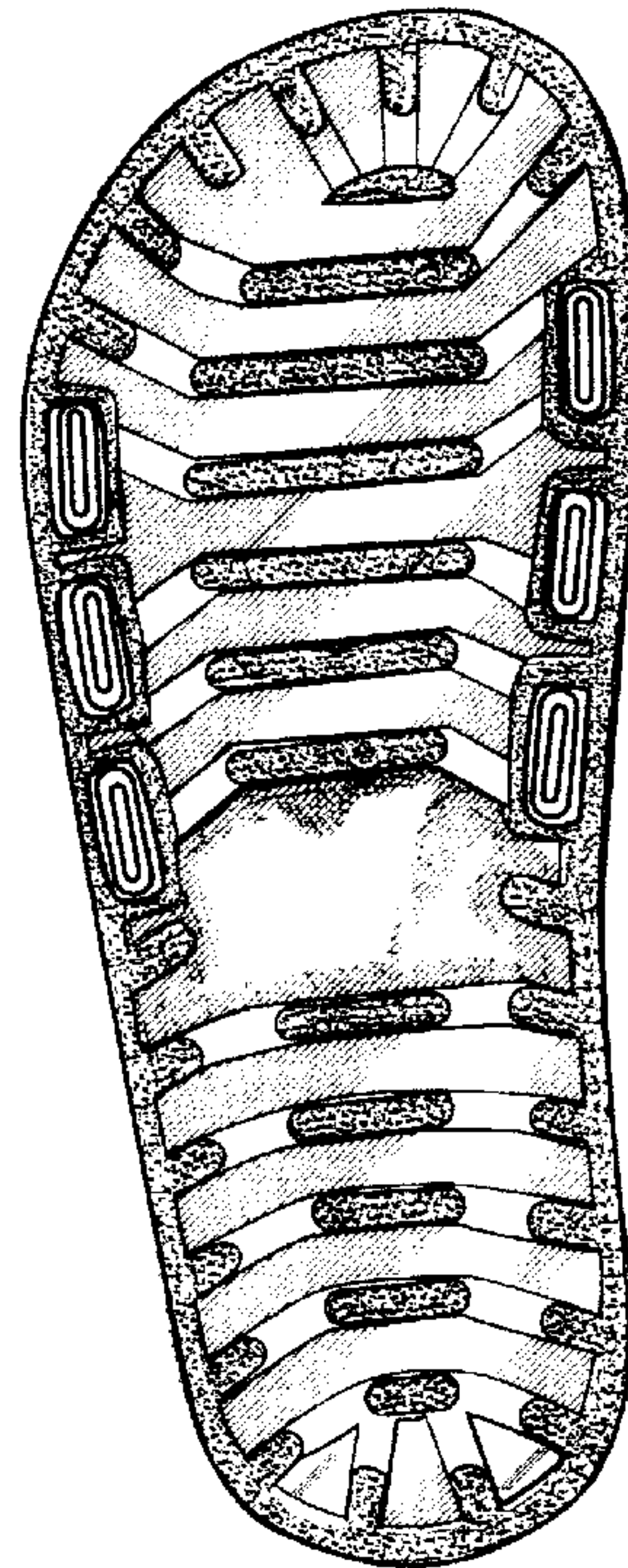


Fig. 2

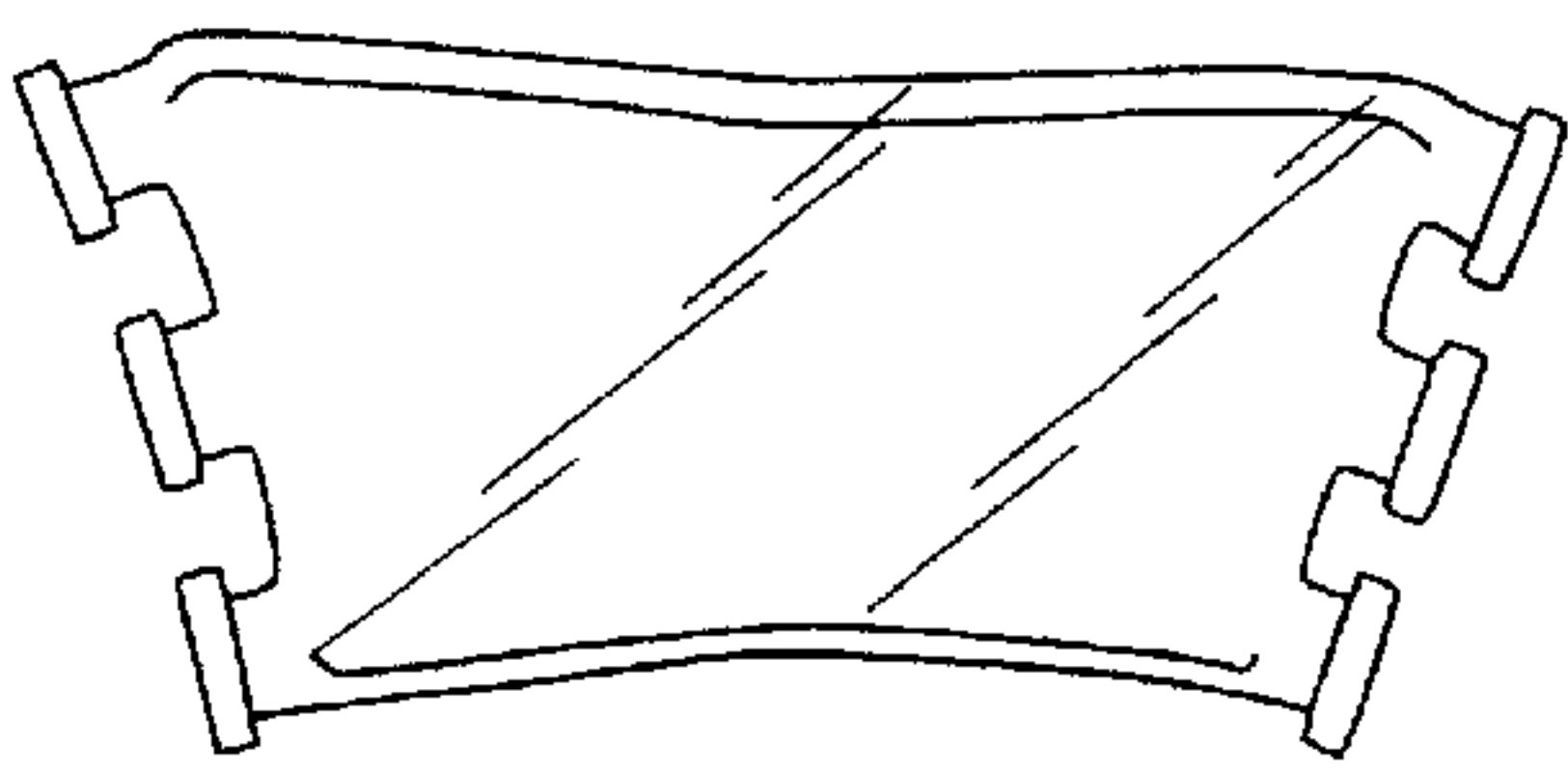


Fig. 3

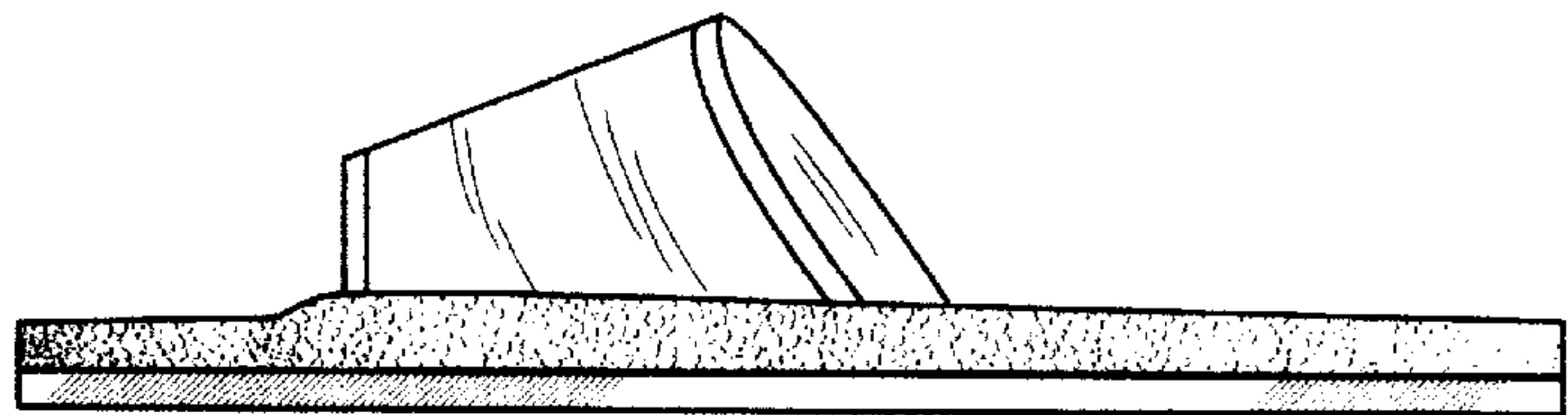


Fig. 4

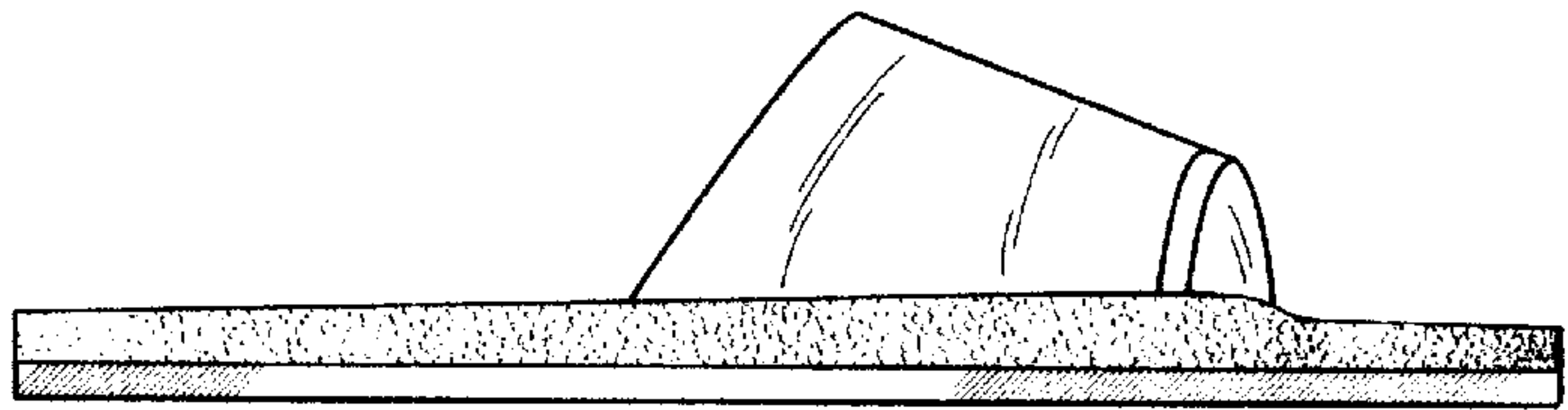


Fig. 5