



US00D462817S

(12) **United States Design Patent**  
**Yang**

(10) **Patent No.:** **US D462,817 S**

(45) **Date of Patent:** **\*\* Sep. 10, 2002**

(54) **LID FOR HAMPER**

(75) **Inventor:** **Frank Yang**, Palos Verdes Peninsula,  
CA (US)

(73) **Assignee:** **Canworks LLC**, Los Angeles, CA (US)

(\*\*) **Term:** **14 Years**

(21) **Appl. No.:** **29/145,114**

(22) **Filed:** **Jul. 16, 2001**

(51) **LOC (7) Cl.** ..... **07-07**

(52) **U.S. Cl.** ..... **D32/37**

(58) **Field of Search** ..... D32/35, 37; 232/1 B;  
220/367.1, 789, 796, 800, 801, 804, 908,  
913, DIG. 12, DIG. 14, DIG. 19; D7/391,  
392.1, 538, 540; D9/435, 439, 440, 447,  
504, 505; D34/7, 9, 11, 1

(56) **References Cited**

**U.S. PATENT DOCUMENTS**

D187,300 S \* 2/1960 Tupper ..... D32/37  
D188,440 S \* 7/1960 James, Jr. .... D32/37

D409,806 S \* 5/1999 France ..... D32/37  
5,968,459 A \* 10/1999 Nalepa et al. .... 220/913 X  
D450,166 S \* 11/2001 Skalka ..... D34/1  
D452,760 S \* 1/2002 Skalka ..... D34/1

\* cited by examiner

*Primary Examiner*—Alan P. Douglas

*Assistant Examiner*—Lavone Tabor

(74) *Attorney, Agent, or Firm*—Raymond Sun

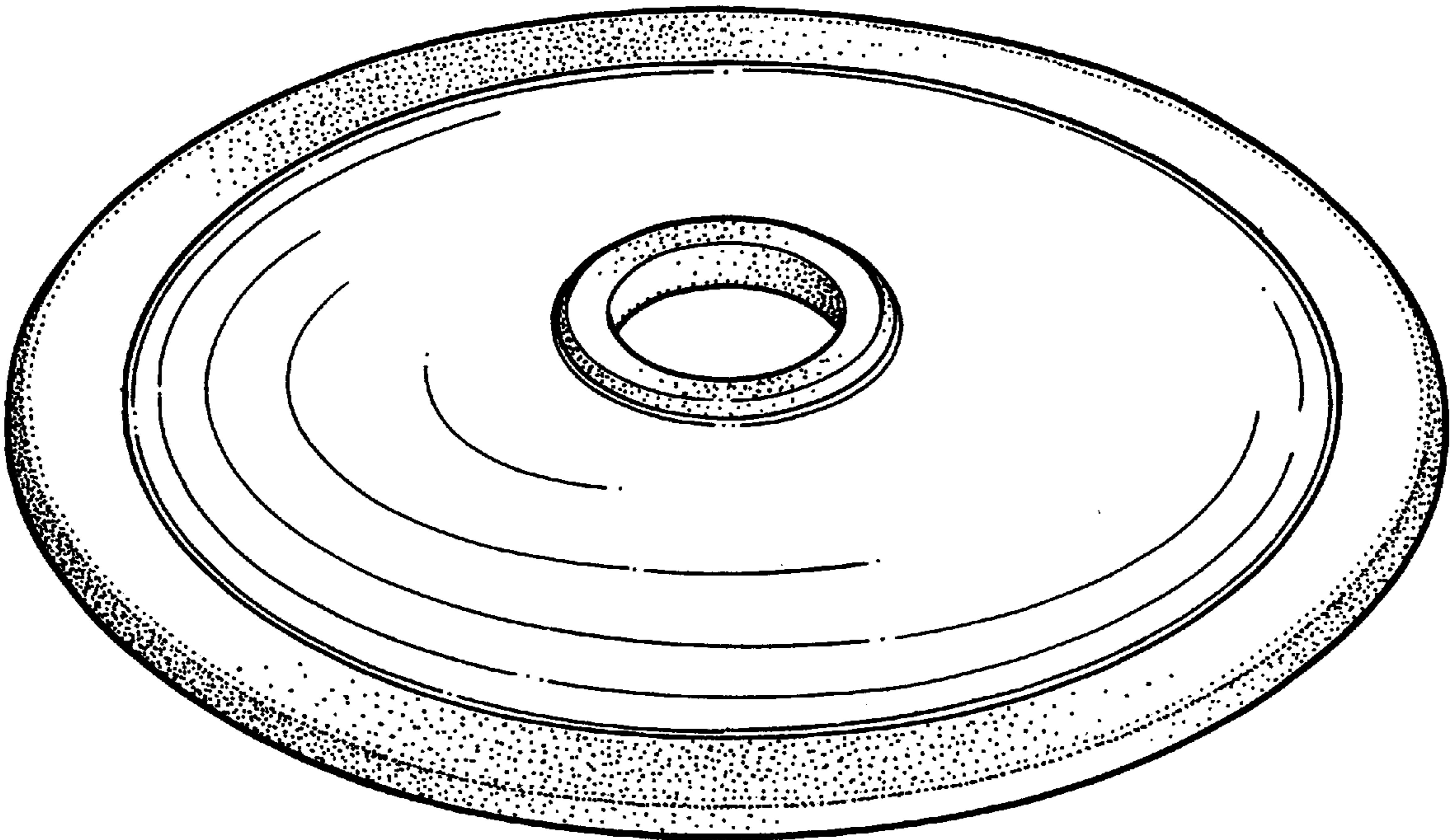
(57) **CLAIM**

The ornamental design for a lid for hamper, as shown and described.

**DESCRIPTION**

FIG. 1 is a perspective view of my lid;  
FIG. 2 is a top plan view of my lid;  
FIG. 3 is a side elevational view of my lid, the other side views being the same; and,  
FIG. 4 is a bottom plan view of my lid.  
The surface(s) or portion(s) of the article not shown in the drawing or described in the specification form(s) no part of the claimed design.

**1 Claim, 4 Drawing Sheets**



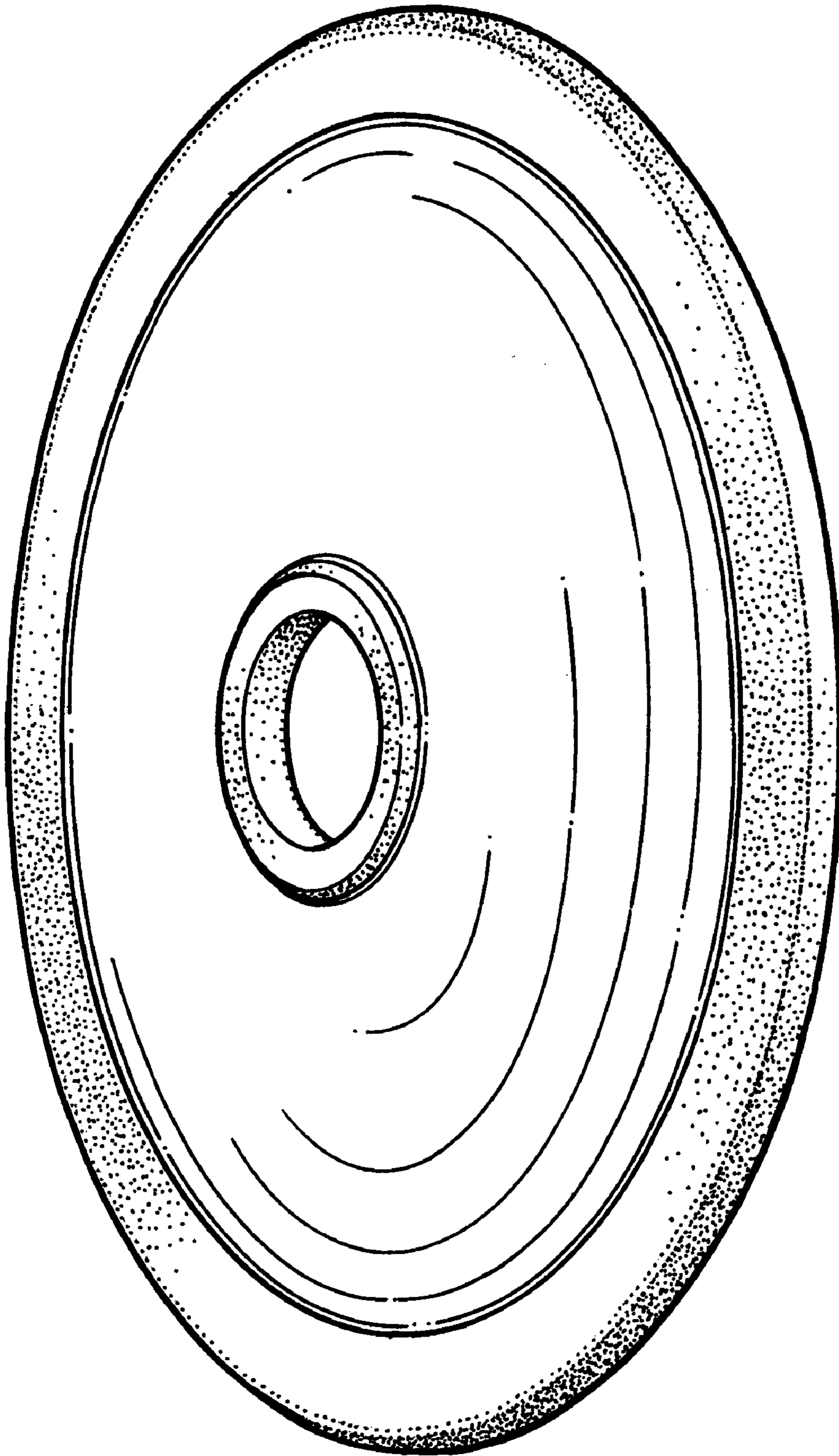


FIG. 1

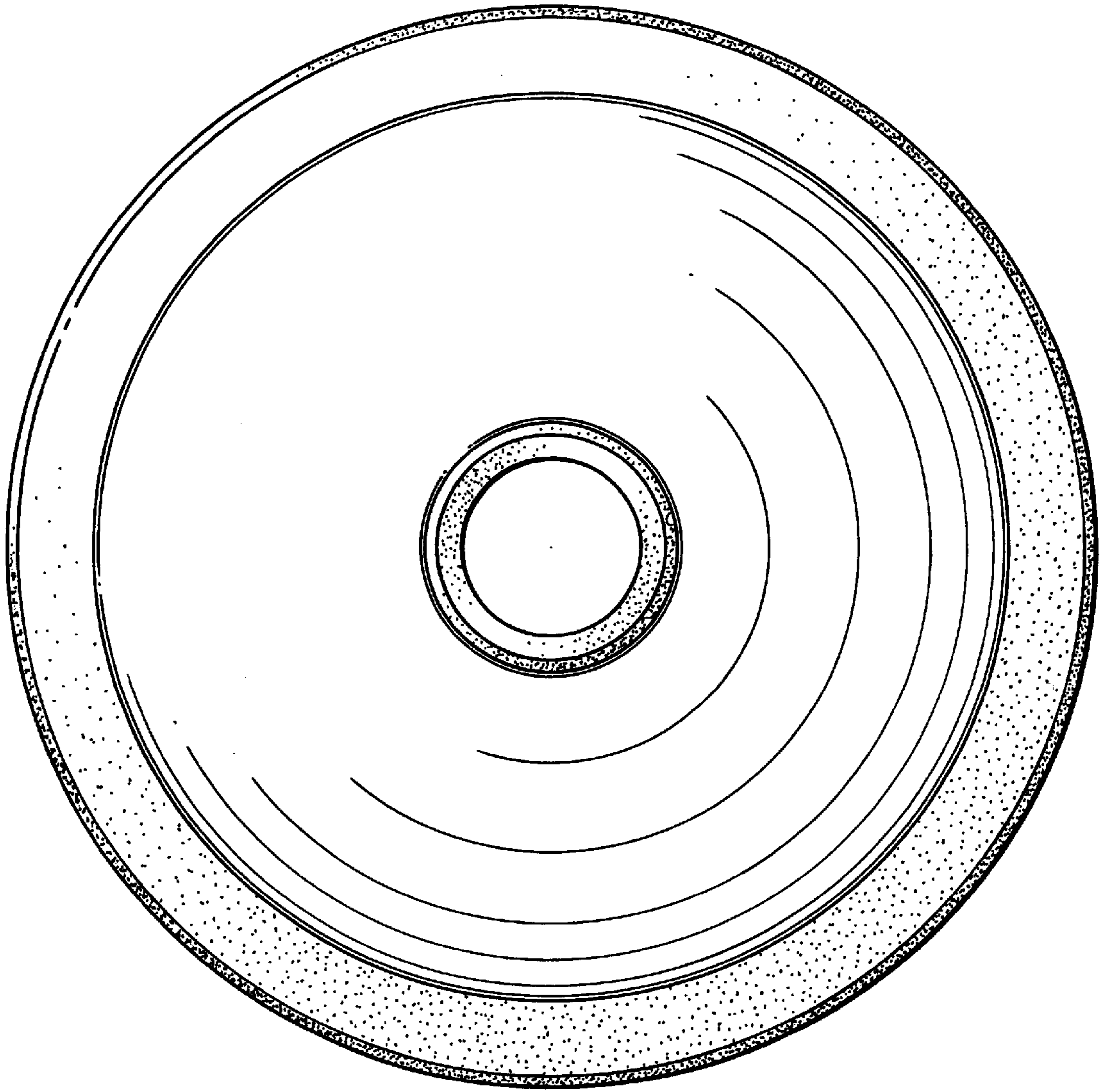


FIG. 2




FIG. 3



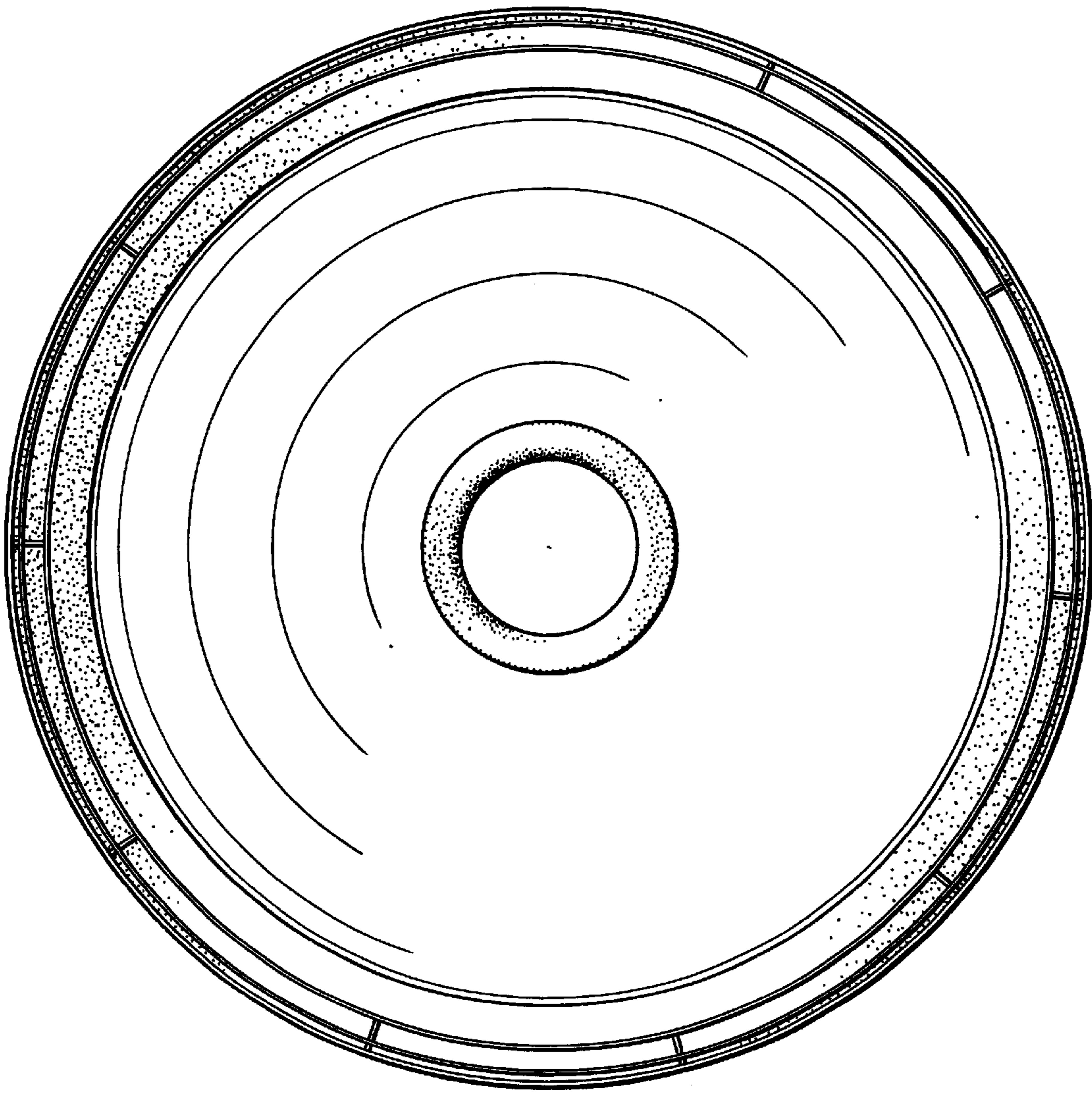


FIG. 4