



US00D462810S

(12) **United States Design Patent**
Knight

(10) **Patent No.:** **US D462,810 S**

(45) **Date of Patent:** **** Sep. 10, 2002**

(54) **GOLF GLOVE**

(75) Inventor: **Dennis Knight**, Ringgold, GA (US)

(73) Assignee: **International GLUV Corporation**,
Chattanooga, TN (US)

(**) Term: **14 Years**

(21) Appl. No.: **29/154,536**

(22) Filed: **Jan. 24, 2002**

(51) **LOC (7) Cl.** **29-02**

(52) **U.S. Cl.** **D29/116.2**

(58) **Field of Search** D2/610, 617-621,
D2/623; D29/113, 116.2, 117.1, 117.2,
120.1, 123; D24/190; 2/16, 159, 161.1-161.8,
907, 910, 917

(56) **References Cited**

U.S. PATENT DOCUMENTS

D371,640 S	*	7/1996	Boone	D29/117.1
D391,037 S	*	2/1998	Redwood et al.	D2/619
D420,202 S	*	2/2000	Redwood et al.	D2/619
D424,784 S	*	5/2000	Redwood et al.	D2/619

* cited by examiner

Primary Examiner—Louis S. Zarfes

Assistant Examiner—Robert A. Delehanty

(74) *Attorney, Agent, or Firm*—Alan Ruderman; Stephen J. Stark; Miller & Martin

(57) **CLAIM**

The ornamental design for a golf glove, as shown and described.

DESCRIPTION

FIG. 1 is a front perspective view of a golf glove embodying my new design;

FIG. 2 is a rear view thereof;

FIG. 3 is a front view thereof;

FIG. 4 is a one side view thereof as viewed from the left side of FIG. 3;

FIG. 5 is the other side view thereof as viewed from the right side of FIG. 3;

FIG. 6 is one end view thereof as viewed from the top end of FIG. 3; and,

FIG. 7 is the other end view thereof as viewed from the bottom end of FIG. 3.

The fragmentary crosshatch pattern shown in the drawing is understood to represent fabric and is repeated uniformly throughout the areas shown.

1 Claim, 3 Drawing Sheets



FIG. 1

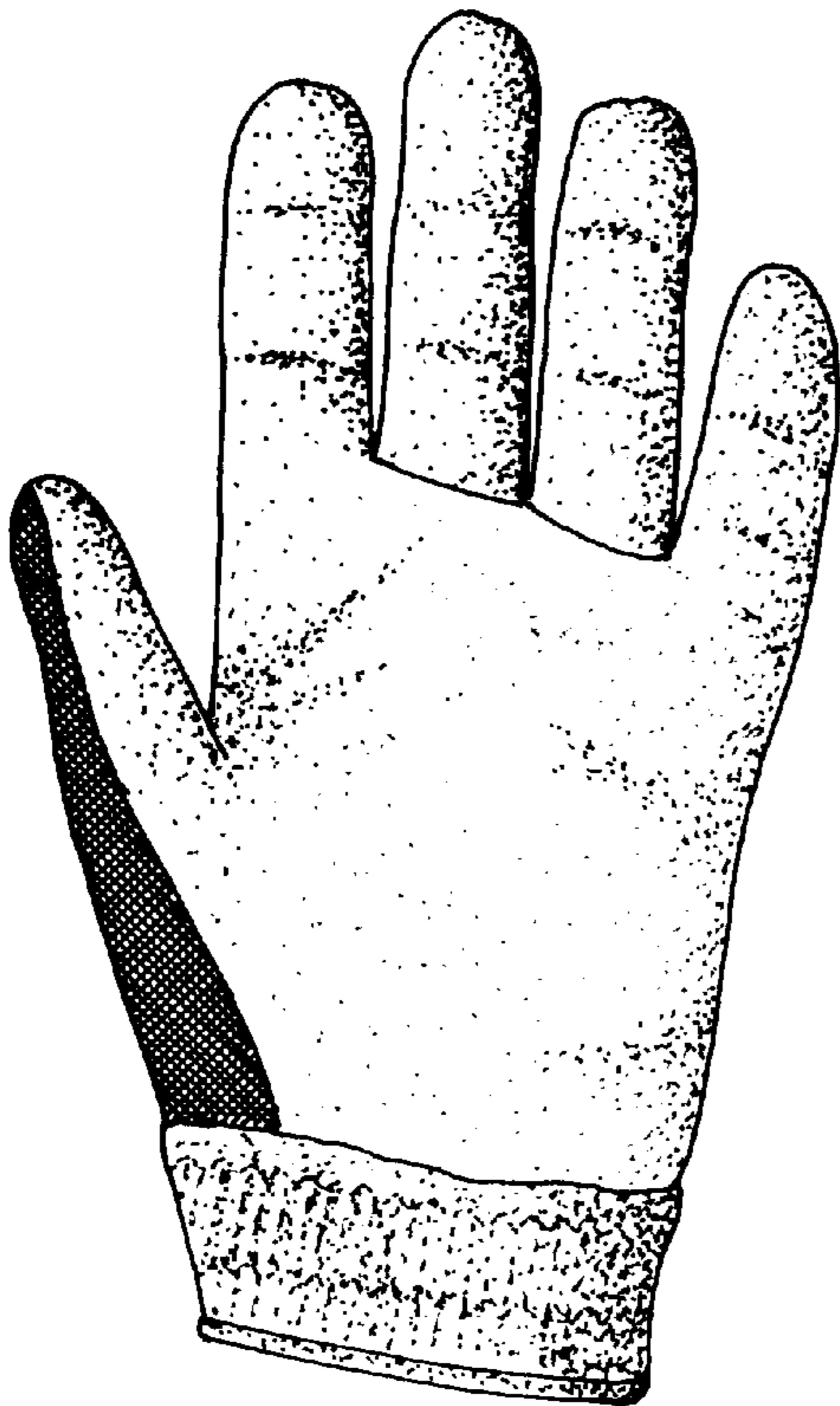



FIG. 2



FIG. 3




FIG. 4




FIG. 5




FIG. 6




FIG. 7