



US00D462797S

(12) **United States Design Patent**
Otsubo

(10) **Patent No.:** **US D462,797 S**

(45) **Date of Patent:** **** Sep. 10, 2002**

(54) **REAR COMBINATION LAMP FOR
AUTOMOBILE**

(75) **Inventor:** **Issei Otsubo, Aichi-ken (JP)**

(73) **Assignee:** **Toyota Jidosha Kabushiki Kaisha (JP)**

(**) **Term:** **14 Years**

(21) **Appl. No.:** **29/146,022**

(22) **Filed:** **Aug. 2, 2001**

(30) **Foreign Application Priority Data**

Mar. 6, 2001 (JP) 2001-010548

(51) **LOC (7) Cl.** **26-04**

(52) **U.S. Cl.** **D26/28**

(58) **Field of Search** D26/28-36; 362/4,
362/61, 80-83, 267, 269, 275, 326-339

(56) **References Cited**

U.S. PATENT DOCUMENTS

- D298,359 S * 11/1988 Oda D26/28
- D305,941 S * 2/1990 Hara et al. D26/28
- D319,510 S * 8/1991 Yamamoto D26/28
- D321,945 S * 11/1991 Yamamoto D26/28
- D452,924 S * 1/2002 Kim D26/28

OTHER PUBLICATIONS

- 1999 Harrier, Brochure, Apr. 1999.
- 1998 Corolla Spacio, Brochure, Apr. 1998.
- Cefiro, Car & Driver, Japan Edition.

* cited by examiner

Primary Examiner—Marcus A. Jackson

(74) *Attorney, Agent, or Firm*—SAIDMAN DesignLaw Group


(57) **CLAIM**

The ornamental design for a rear combination lamp for automobile, as shown.

DESCRIPTION

FIG. 1 is a front perspective view of a rear combination lamp for automobile showing my new design;
 FIG. 2 is a front view thereof;
 FIG. 3 is a rear view thereof;
 FIG. 4 is a right side view thereof;
 FIG. 5 is a left side view thereof;
 FIG. 6 is a bottom view thereof; and,
 FIG. 7 is a top view thereof.

1 Claim, 3 Drawing Sheets






FIG. 1




FIG. 2




FIG. 3




FIG. 4




FIG. 5

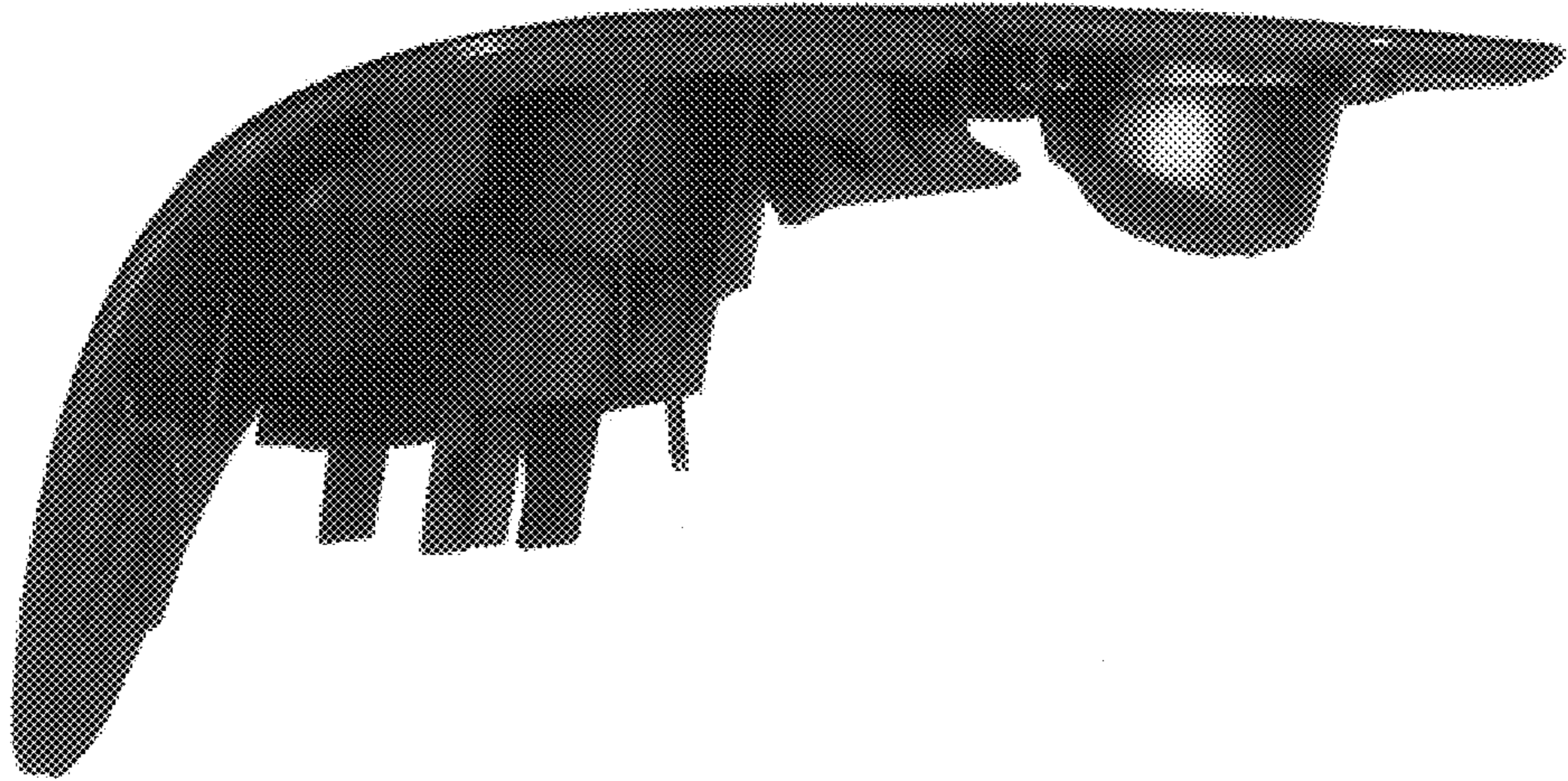


FIG. 6

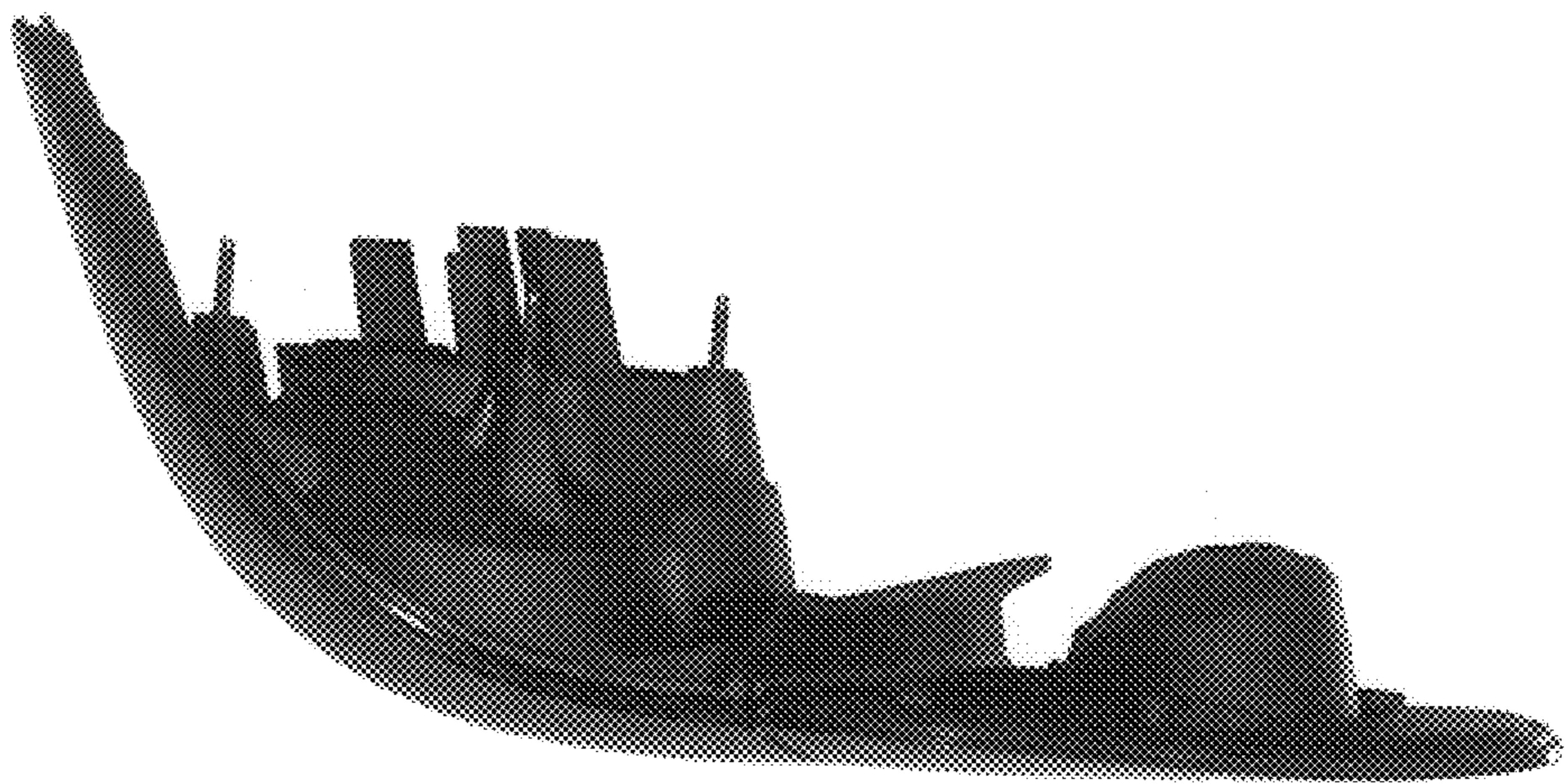


FIG. 7