



US00D462782S

(12) **United States Design Patent**
Moore

(10) **Patent No.:** **US D462,782 S**

(45) **Date of Patent:** **** Sep. 10, 2002**

(54) **DECORATIVE MOLDING**

Primary Examiner—Doris Clark

(76) Inventor: **Webster E Moore**, 11171 Oakwood Dr.
L-408, Loma Linda, CA (US) 92354

(57) **CLAIM**

(**) Term: **14 Years**

The ornamental design for a decorative molding, as shown and described.

(21) Appl. No.: **29/150,434**

DESCRIPTION

(22) Filed: **Nov. 16, 2001**

(51) **LOC (7) Cl.** **25-02**

FIG. 1 is a front elevational view of the decorative molding of the present invention;

(52) **U.S. Cl.** **D25/60**

FIG. 2 is a rear elevational view of the decorative molding of FIG. 1;

(58) **Field of Search** D25/137, 136,
D25/6 D; D6/300; 52/716.1, 717.01, 718.01;
428/318.8

FIG. 3 is a left side elevational view of the decorative molding of FIG. 1, the right view being a mirror image thereof;

(56) **References Cited**

U.S. PATENT DOCUMENTS

D110,383 S	*	7/1938	Baum	D25/60
3,040,390 A		6/1962	Carlton		
3,375,031 A	*	3/1968	Dargene	52/717.01
D256,729 S		9/1980	Carlson		
5,390,454 A		2/1995	Coddens		
5,444,954 A		8/1995	Anderson		
5,681,652 A		10/1997	Cope		
5,901,511 A		5/1999	Yoshida		

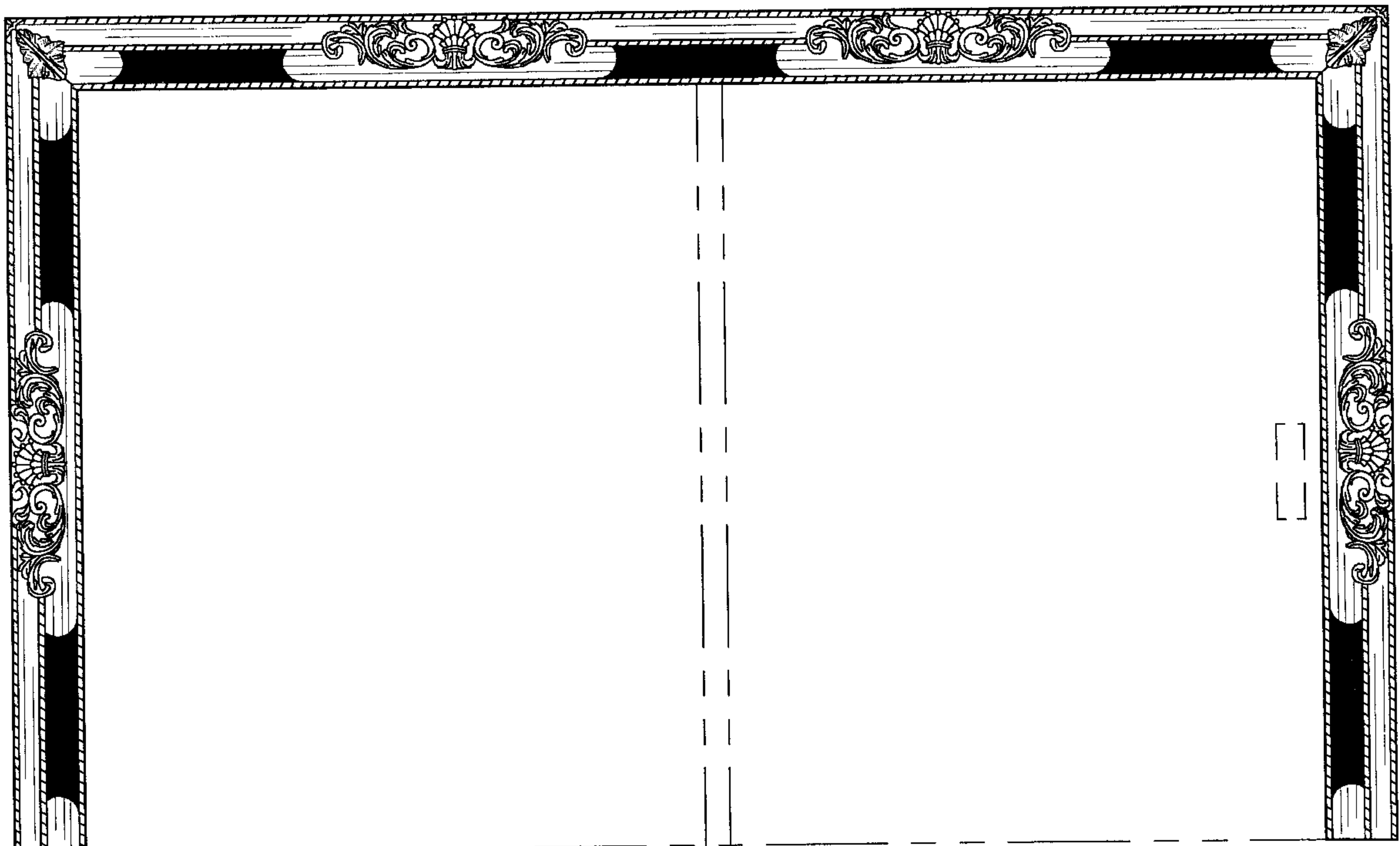
FIG. 4 is a top plan view of the decorative molding of FIG. 1; and,

FIG. 5 is a bottom plan view of the decorative molding of FIG. 1.

The broken lines showing of patio-doors in FIG. 1 are for illustrative purposes only and form no part of the claimed design.

* cited by examiner

1 Claim, 3 Drawing Sheets



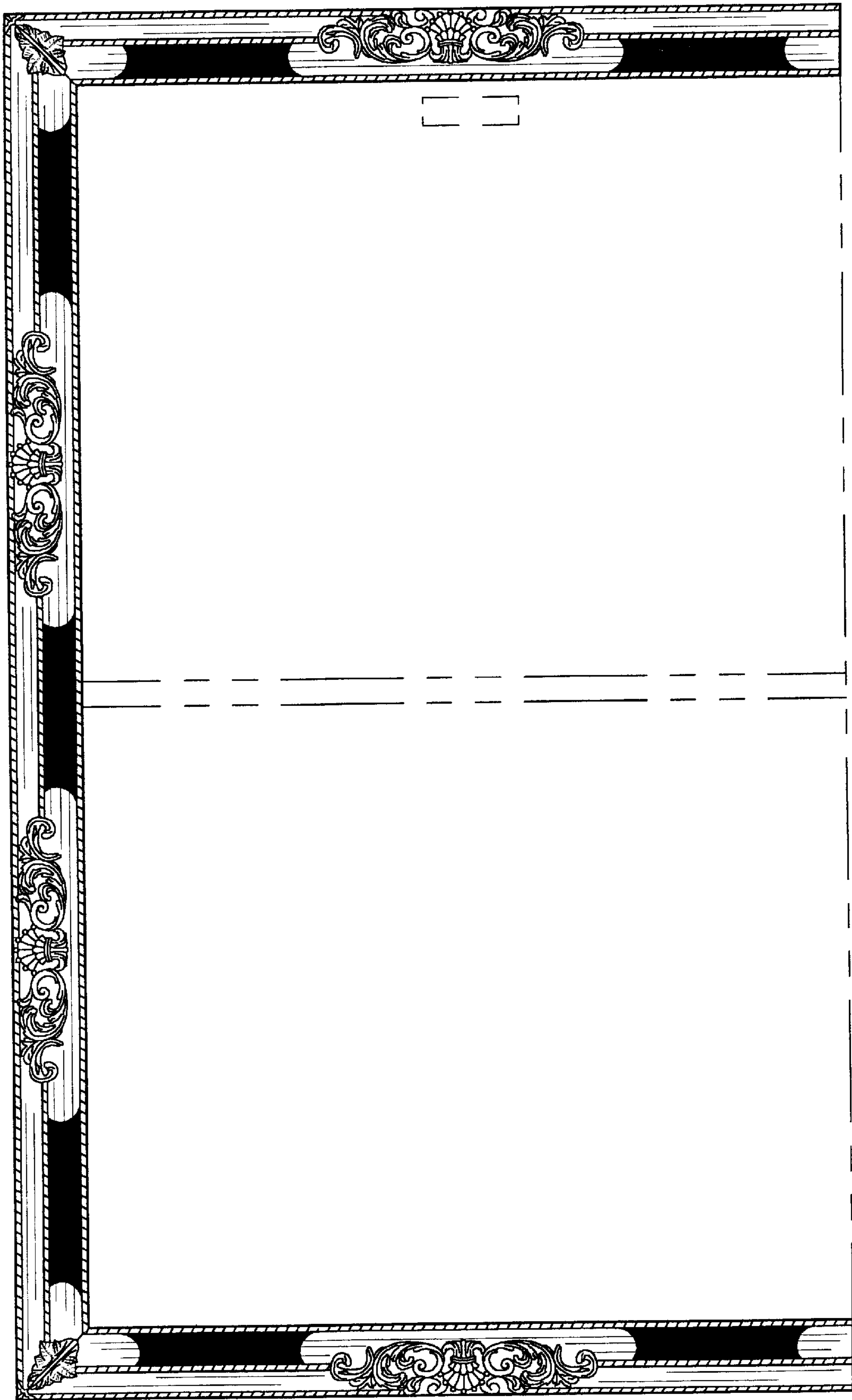


FIG. 1

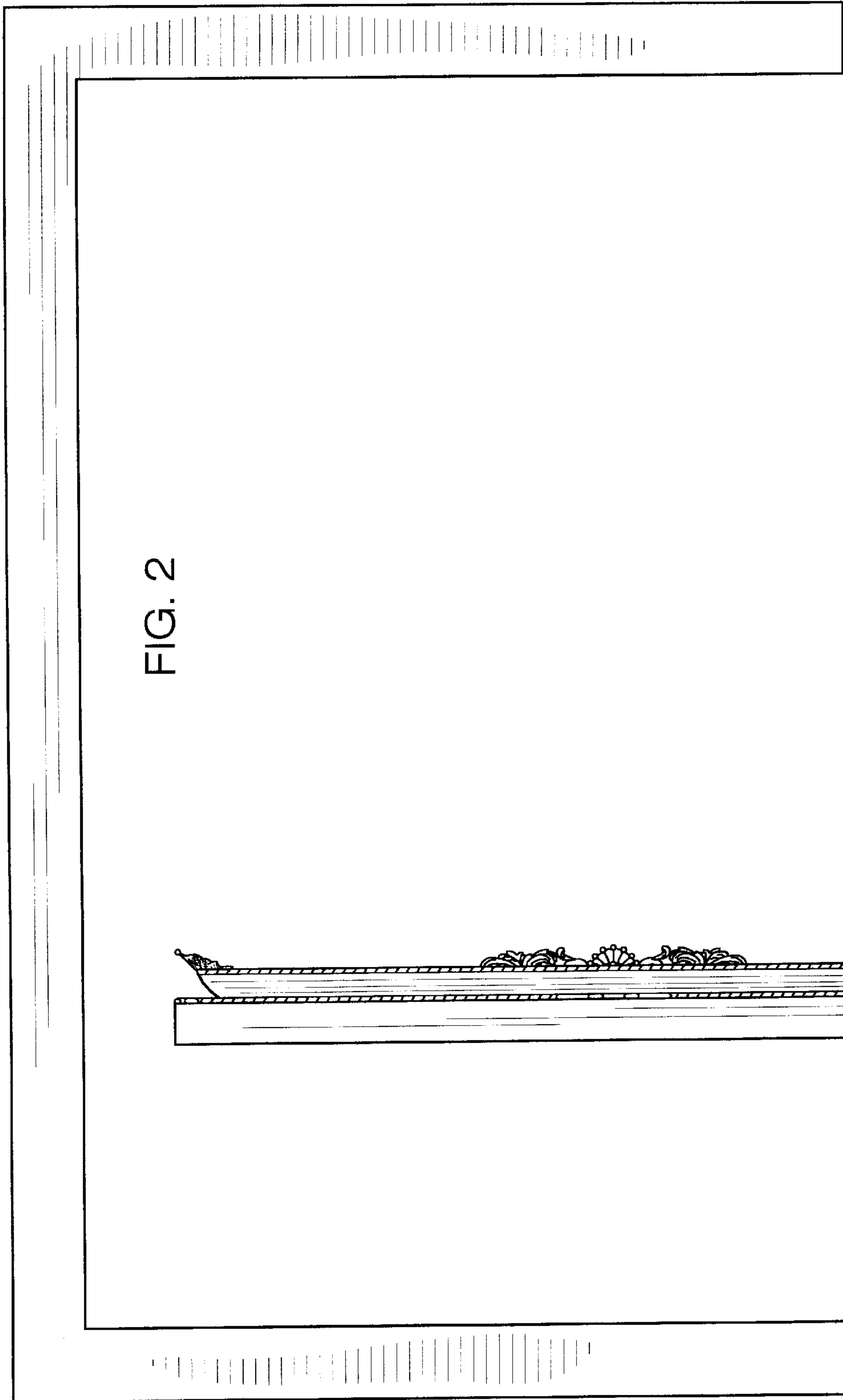


FIG. 2




FIG. 3

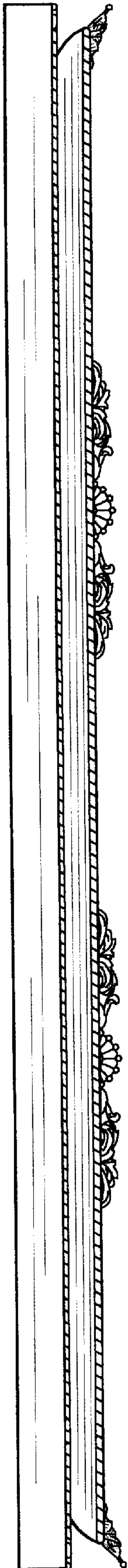


FIG. 4

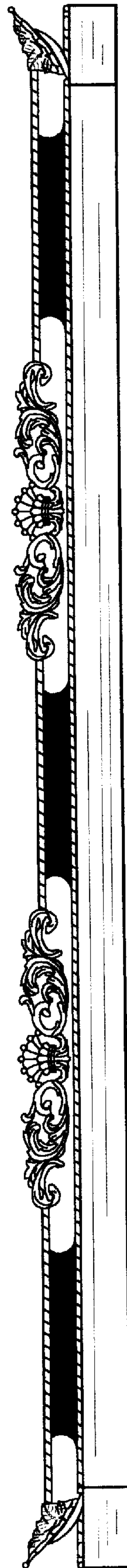


FIG. 5