



US00D462778S

(12) **United States Design Patent**  
**Cohn**

(10) **Patent No.: US D462,778 S**

(45) **Date of Patent: \*\* Sep. 10, 2002**

- (54) **KIOSK**
- (75) Inventor: **Garry Cohn, Dallas, TX (US)**
- (73) Assignee: **Viad Corporation, Grapevine, TX (US)**
- (\*\*) Term: **14 Years**
- (21) Appl. No.: **29/156,558**
- (22) Filed: **Mar. 5, 2002**
- (51) **LOC (7) Cl. .... 25-03**
- (52) **U.S. Cl. .... D25/16**
- (58) **Field of Search ..... D25/16; D6/437;**  
52/36.1, 36.2

D368,606 S	4/1996	Sargent, III	.....	D6/481
5,551,774 A	9/1996	Campbell et al.	.....	312/284
D379,664 S	6/1997	Horton	.....	D25/16
D379,665 S	6/1997	Horton	.....	D25/16
D379,666 S	6/1997	Horton	.....	D25/16
D379,667 S	6/1997	Horton	.....	D25/16
D383,854 S	9/1997	Ruscitto	.....	D25/16
5,692,342 A	12/1997	Devlin, Jr.	.....	52/36
D396,113 S	7/1998	Horton	.....	D25/16
D396,114 S	7/1998	Horton	.....	D25/16
D403,179 S	12/1998	Horton	.....	D6/474
D405,629 S	2/1999	Horton	.....	D6/474
D406,354 S	3/1999	Horton	.....	D25/16
D406,903 S	3/1999	Horton	.....	D25/16
D407,921 S	4/1999	Horton	.....	D6/474
D413,392 S	8/1999	Horton	.....	D25/16
D423,113 S	4/2000	Horton	.....	D25/16
D423,682 S	4/2000	Horton	.....	D25/31
D424,700 S	5/2000	Horton	.....	D25/18
D424,701 S	5/2000	Horton	.....	D25/18
D435,113 S	12/2000	Horton	.....	D25/16
D438,984 S	3/2001	Cohn	.....	D25/16
D440,319 S	4/2001	Horton	.....	D25/16
D443,069 S	5/2001	Horton	.....	D25/16
D445,910 S	7/2001	Cohn	.....	D25/16
D445,911 S	7/2001	Cohn	.....	D25/16
D445,912 S	7/2001	Cohn	.....	D25/16
D445,913 S	7/2001	Horton	.....	D25/16
D446,314 S	8/2001	Horton	.....	D25/16

- (56) **References Cited**
- U.S. PATENT DOCUMENTS
- |             |         |                     |               |
|-------------|---------|---------------------|---------------|
| 589,971 A   | 9/1897  | Kephart             |               |
| D54,883 S   | 4/1920  | Willett             |               |
| D85,555 S   | 11/1931 | Stebbings           |               |
| D148,842 S  | 3/1948  | Cushman             | ..... D30/11  |
| D149,381 S  | 4/1948  | Schick              | ..... D80/9   |
| D152,219 S  | 12/1948 | Schick              | ..... D80/9   |
| D152,371 S  | 1/1949  | Schick              | ..... D80/11  |
| 2,836,860 A | 6/1958  | Staropoli           | ..... 20/1.6  |
| D200,225 S  | 2/1965  | Benjamin            | ..... D80/11  |
| D219,579 S  | 12/1970 | Wormser             | ..... D25/4   |
| 3,715,815 A | 2/1973  | Lewis               | ..... 35/60   |
| D254,327 S  | 2/1980  | Tasse               | ..... D25/26  |
| D256,530 S  | 8/1980  | Johnson             | ..... D6/144  |
| D260,708 S  | 9/1981  | Schindler           | ..... D6/144  |
| D265,617 S  | 8/1982  | Sauroge, III et al. | ..... D6/144  |
| D279,408 S  | 6/1985  | Davenport           | ..... D25/25  |
| 4,572,598 A | 2/1986  | Moore               | ..... 312/284 |
| D288,040 S  | 2/1987  | LeBlanc             | ..... D6/473  |
| D288,609 S  | 3/1987  | Watkins             | ..... D25/11  |
| D302,221 S  | 7/1989  | Suttles et al.      | ..... D6/481  |
| D313,077 S  | 12/1990 | Minarro             | ..... D25/16  |
| 5,048,857 A | 9/1991  | Stevens             | ..... 280/651 |
| D326,024 S  | 5/1992  | Boyd et al.         | ..... D6/480  |
| D341,458 S  | 11/1993 | Carroll             | ..... D34/20  |
| D346,867 S  | 5/1994  | Montilla            | ..... D25/16  |
| D348,367 S  | 7/1994  | Geisen et al.       | ..... D6/481  |
| D350,829 S  | 9/1994  | Horton              | ..... D25/16  |
| 5,375,899 A | 12/1994 | Wright              | ..... 296/21  |
| D354,816 S  | 1/1995  | Horton              | ..... D25/16  |
| D367,777 S  | 3/1996  | Arnone              | ..... D6/436  |

*Primary Examiner*—Doris Clark  
(74) *Attorney, Agent, or Firm*—Locke Liddell & Sapp LLP


(57) **CLAIM**

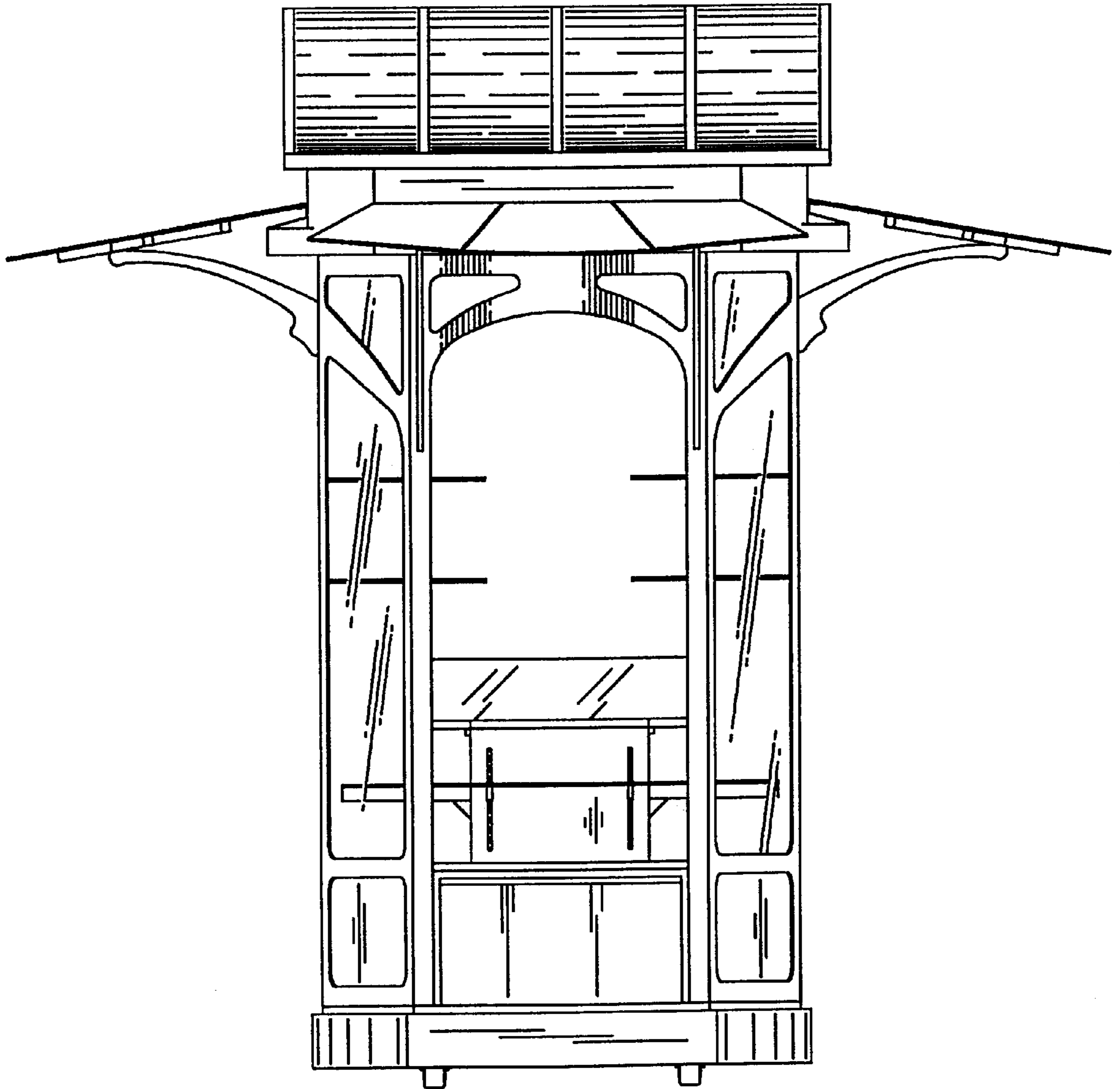
The ornamental design for “kiosk,” as shown and described.

**DESCRIPTION**

FIG. 1 is a left side elevational view of a kiosk showing my new design;  
 FIG. 2 is a front elevational view thereof, the rear elevational view being identical thereto;  
 FIG. 3 is a right side elevational view thereof;  
 FIG. 4 is a top plan view thereof;  
 FIG. 5 is a bottom plan view thereof; and,  
 FIG. 6 is a sectional view thereof taken generally along sectional lines 6—6 of FIG. 2.

**1 Claim, 6 Drawing Sheets**





*FIG. 1*

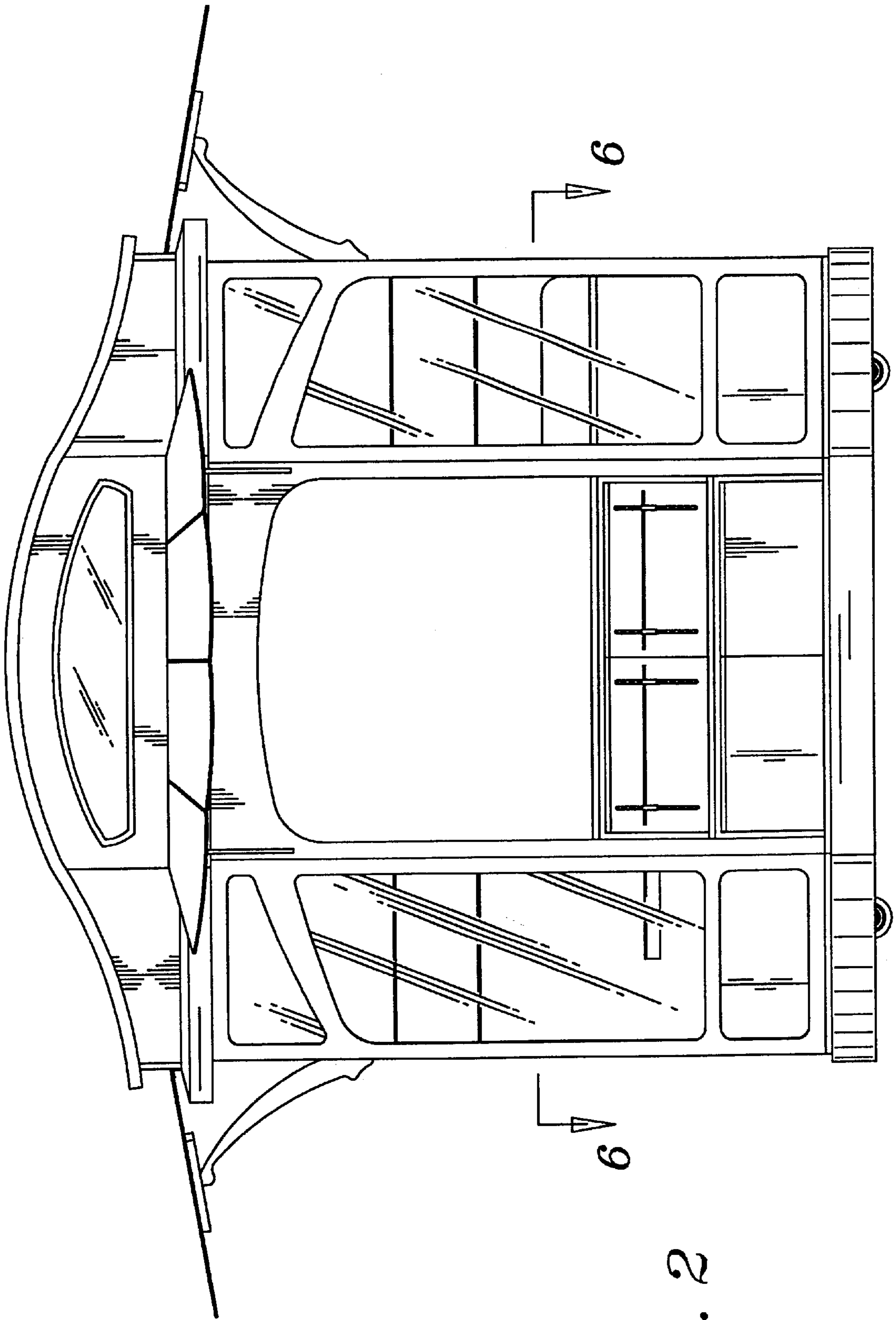
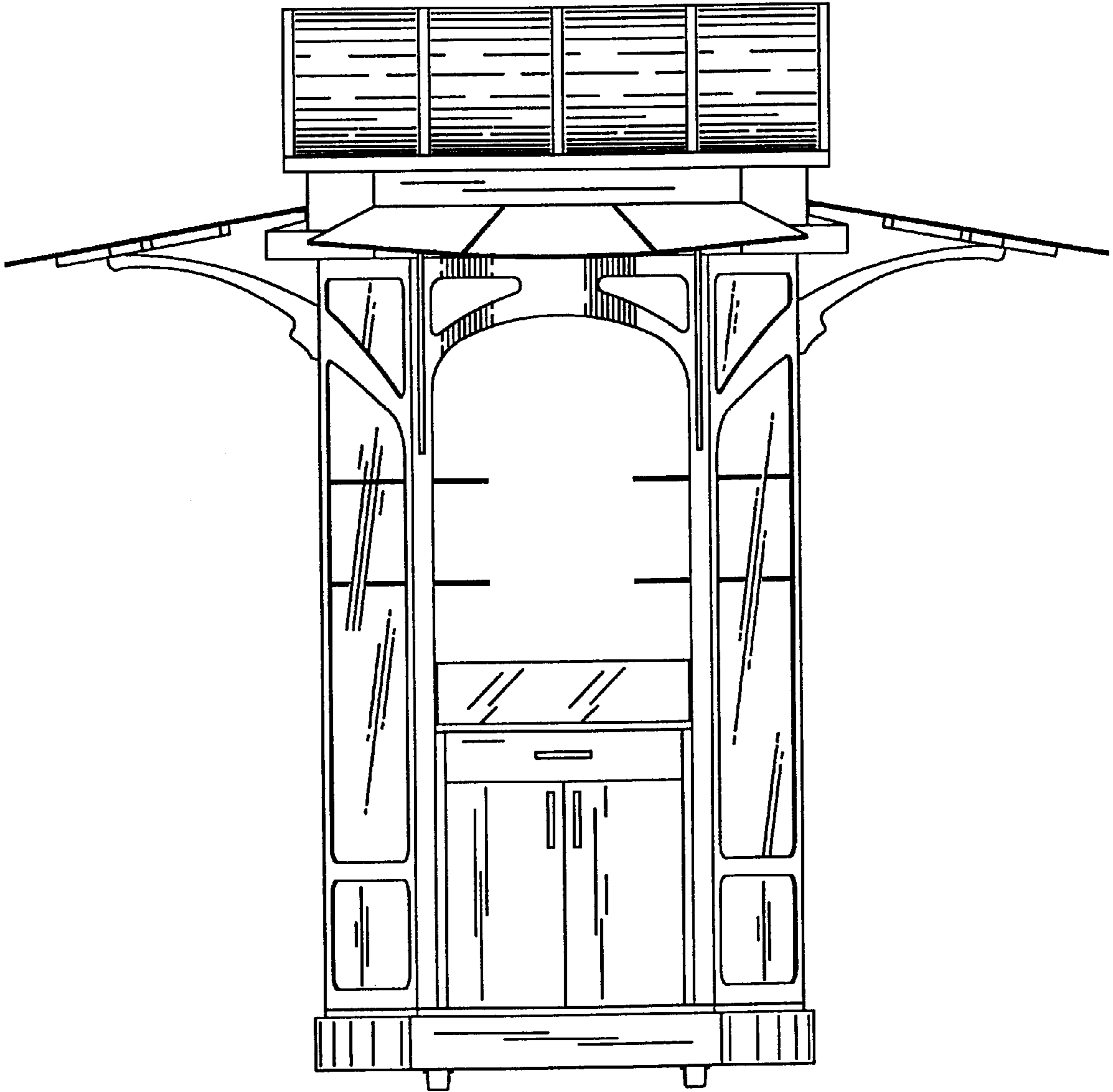


FIG. 2



*FIG. 3*



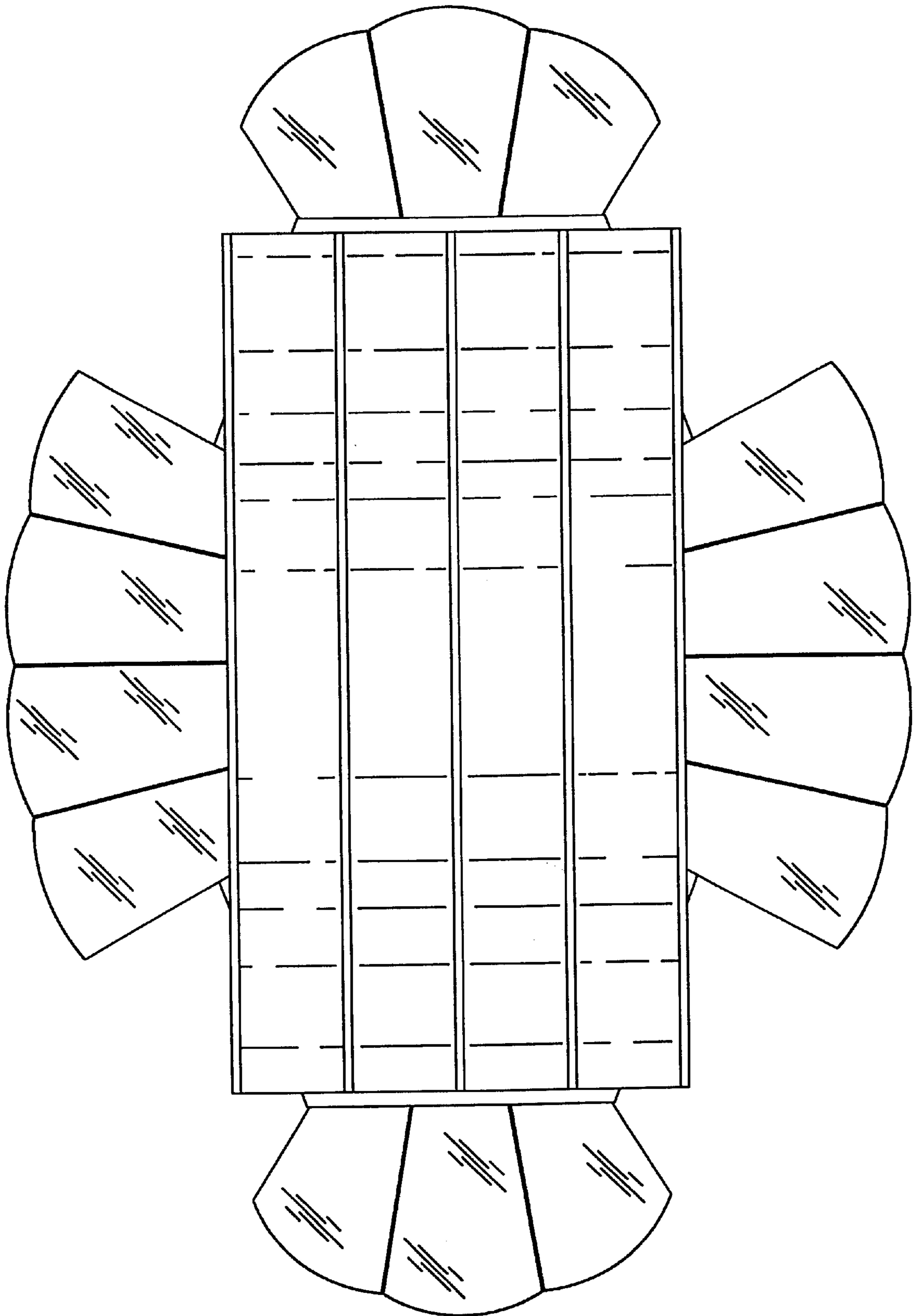


FIG. 4

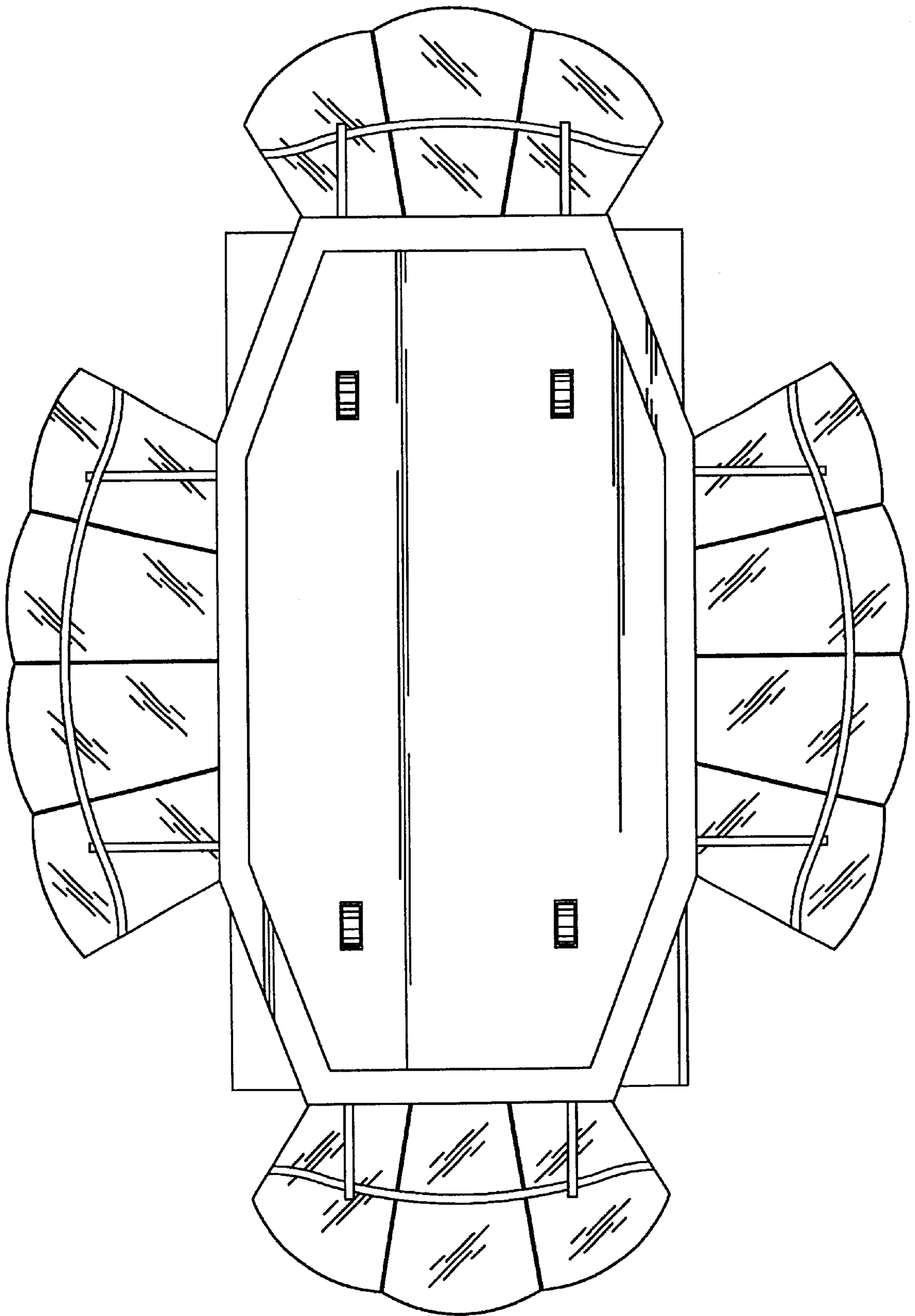
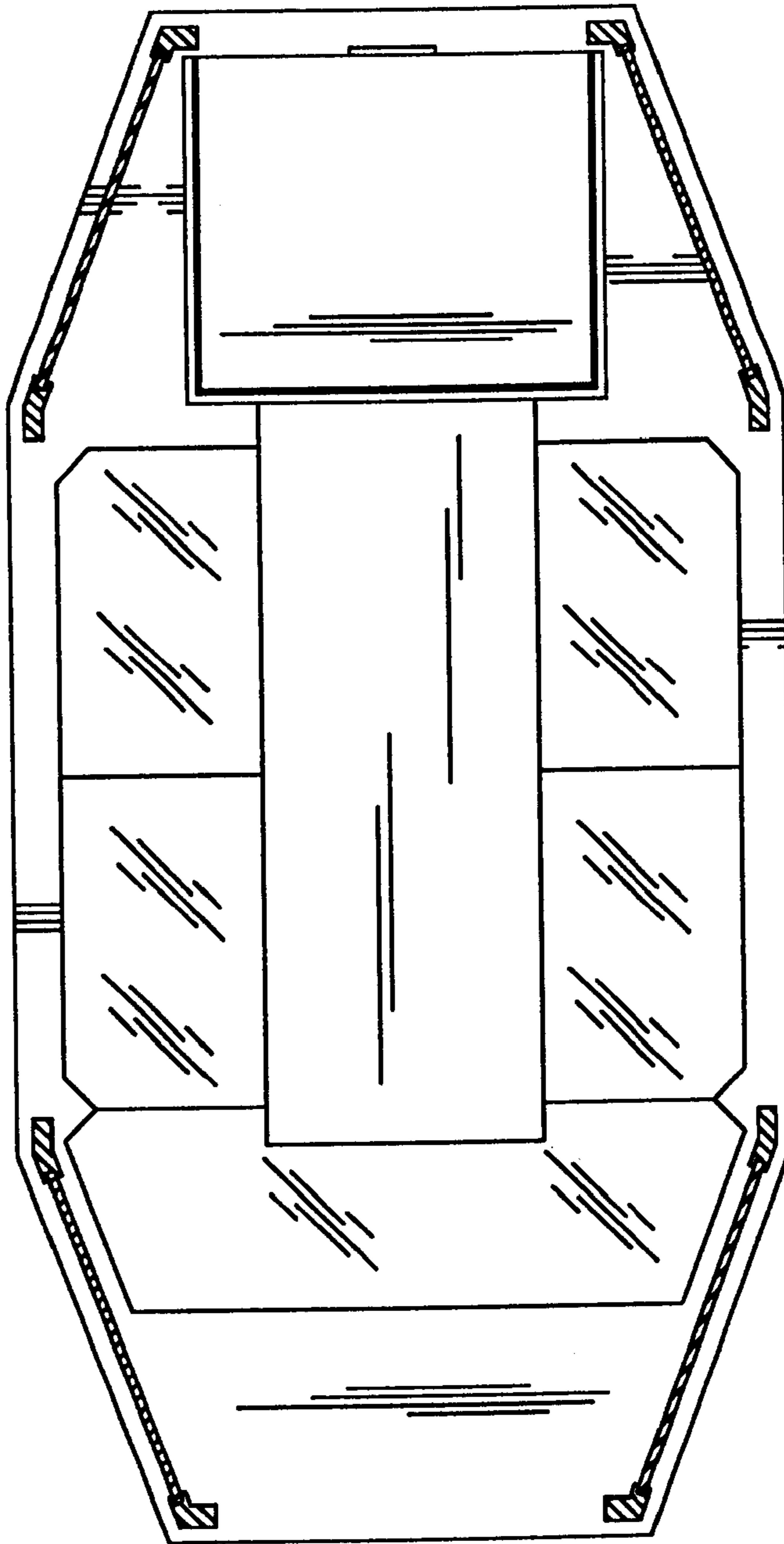


FIG. 5



*FIG. 6*