



US00D462765S

(12) **United States Design Patent**  
**Niermann et al.**

(10) **Patent No.:** **US D462,765 S**

(45) **Date of Patent:** **\*\* Sep. 10, 2002**

(54) **NEEDLE ASSEMBLY**

(75) Inventors: **Volker Niermann**, Little Falls, NJ  
(US); **Bradley M. Wilkinson**, North  
Haledon, NJ (US)

(73) Assignee: **Becton Dickinson and Company**,  
Franklin Lakes, NJ (US)

(\*\*) Term: **14 Years**

(21) Appl. No.: **29/148,362**

(22) Filed: **Sep. 18, 2001**

(51) **LOC (7) Cl.** ..... **24-02**

(52) **U.S. Cl.** ..... **D24/130; D24/112; D24/113**

(58) **Field of Search** ..... D24/130, 113,  
D24/112, 114, 128, 146, 147, 127; 128/DIG. 28;  
600/576, 573, 583, 567; 604/177, 164.01,  
174, 198, 165.04, 165.03, 164.04, 164.08,  
164.03, 164.07, 164.06

(56) **References Cited**

**U.S. PATENT DOCUMENTS**

- 4,775,367 A \* 10/1988 Schmidt ..... 604/164.06
- 5,088,982 A \* 2/1992 Ryan ..... 600/576
- 5,120,320 A \* 6/1992 Fayngold ..... 604/177

- 5,192,275 A \* 3/1993 Burns ..... 604/263
- 5,304,144 A \* 4/1994 Brimhall ..... 604/177
- D376,200 S \* 12/1996 Lindgren et al. .... D24/112
- 5,746,215 A \* 5/1998 Manjarrez ..... 600/573
- 5,879,333 A \* 3/1999 Smith ..... 604/164.04
- 6,210,371 B1 \* 4/2001 Shaw ..... 604/164.08

\* cited by examiner

*Primary Examiner*—Ian Simmons

(74) *Attorney, Agent, or Firm*—Nanette S. Thomas, Esq.

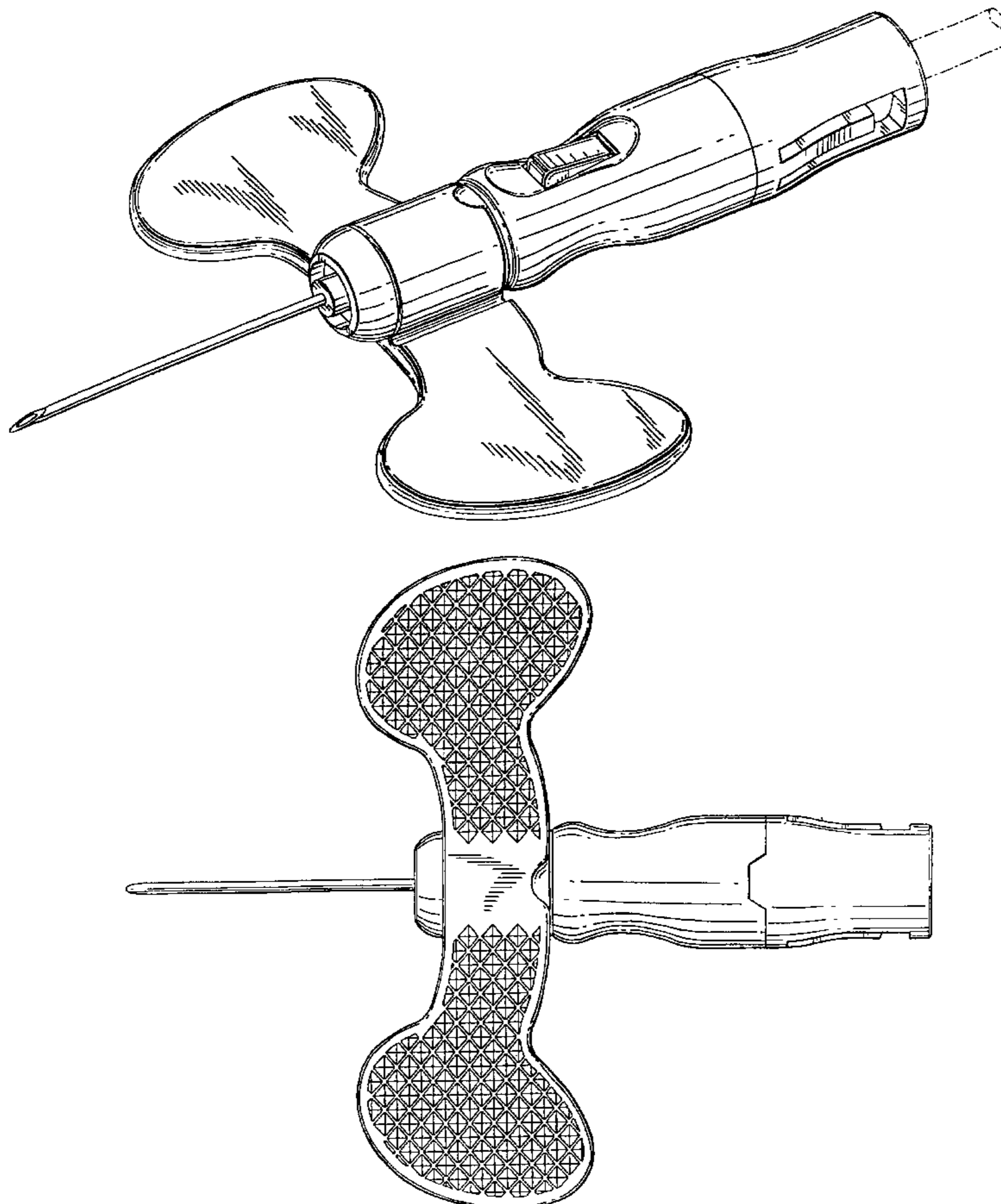
(57) **CLAIM**

The ornamental design for a needle assembly, as shown and described.

**DESCRIPTION**

FIG. 1 is a perspective view of a needle assembly showing our new design, the broken line showing is for illustrative purposes only and forms no part of the claimed design; FIG. 2 is a top plan view thereof; FIG. 3 is a left side elevational view thereof; FIG. 4 is a right side elevational view thereof; FIG. 5 is a front elevational view thereof; FIG. 6 is a rear elevational view thereof; and, FIG. 7 is a bottom plan view thereof.

**1 Claim, 6 Drawing Sheets**



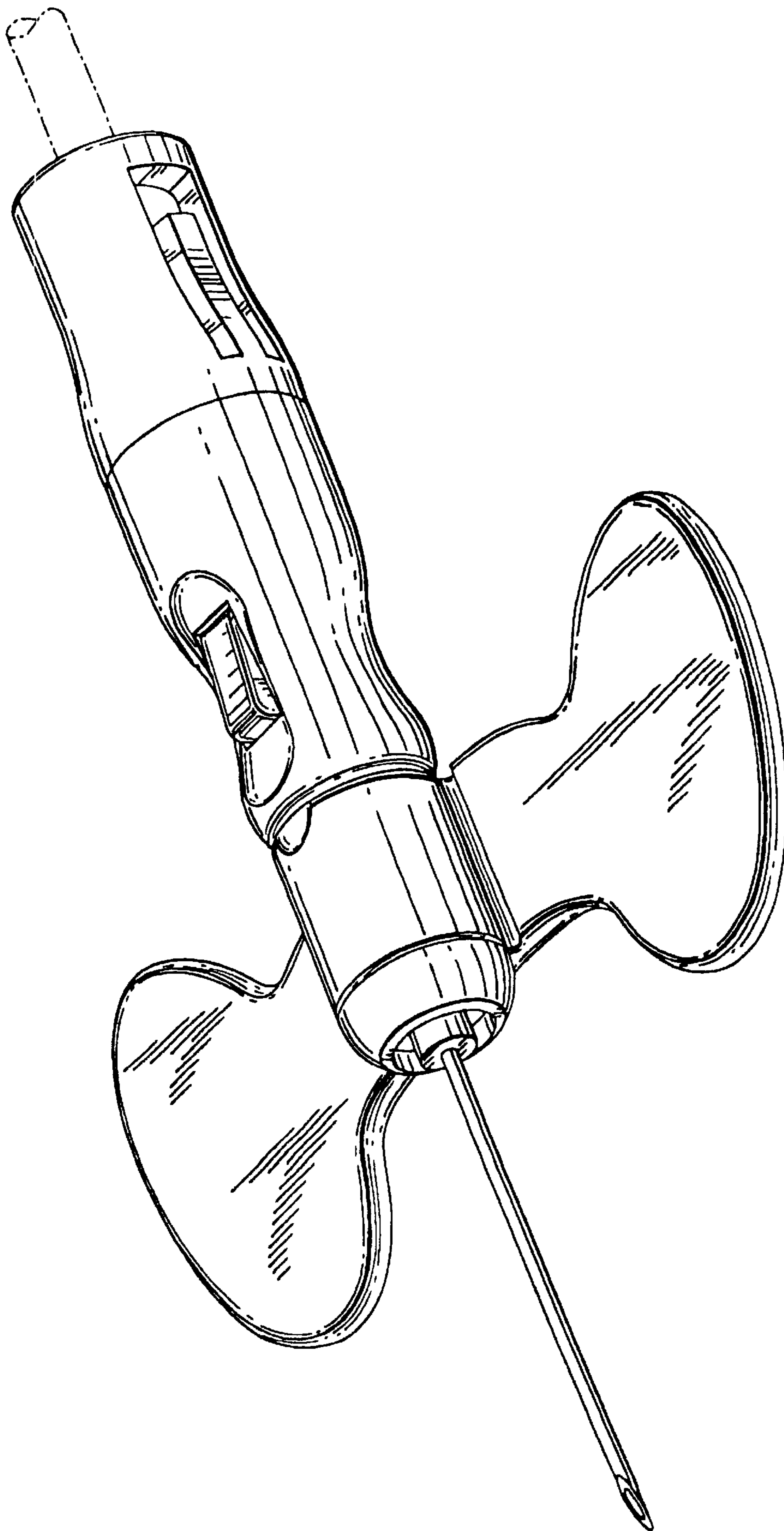


FIG.1

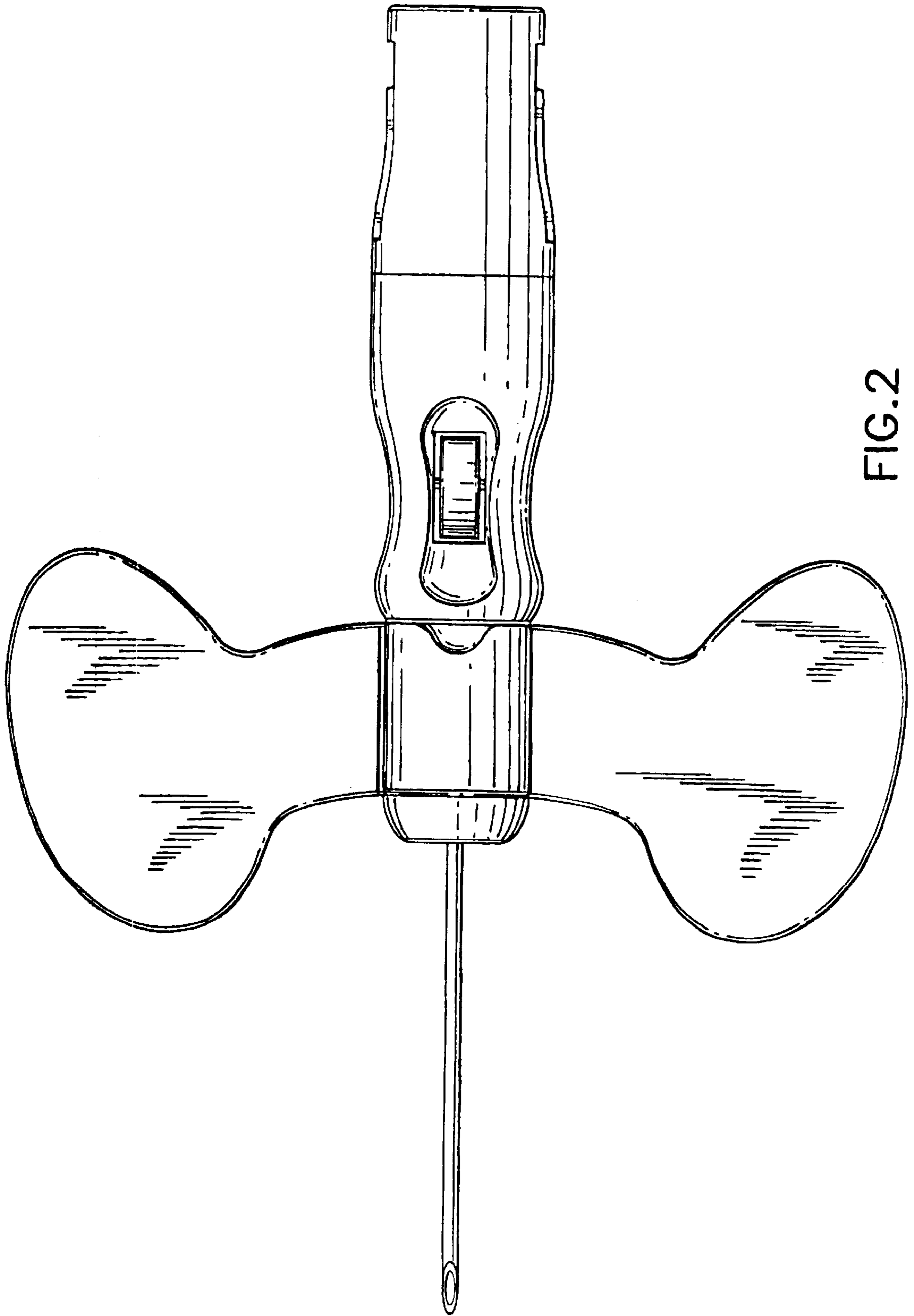


FIG. 2

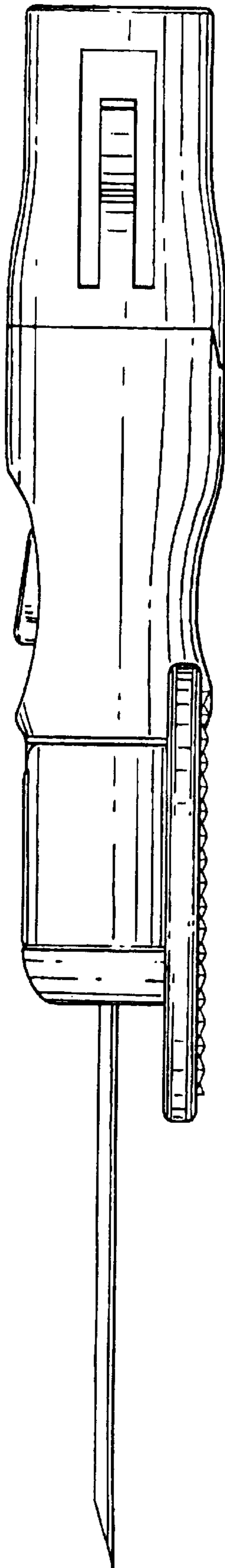


FIG. 3

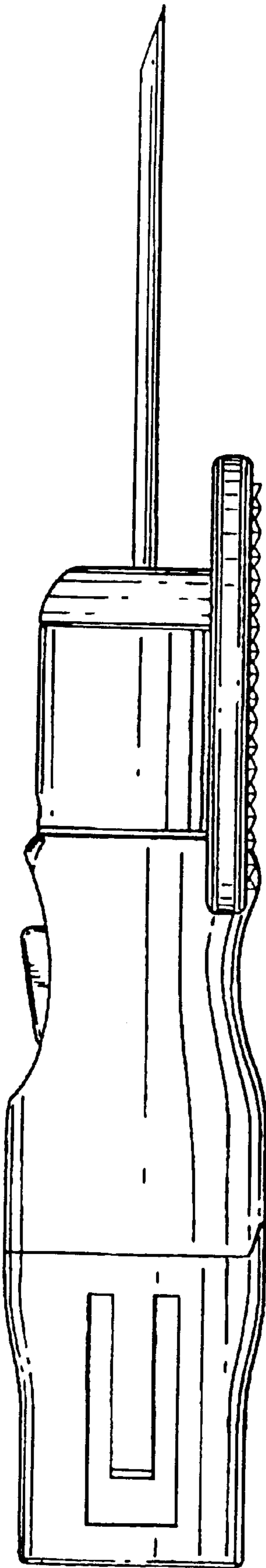


FIG.4

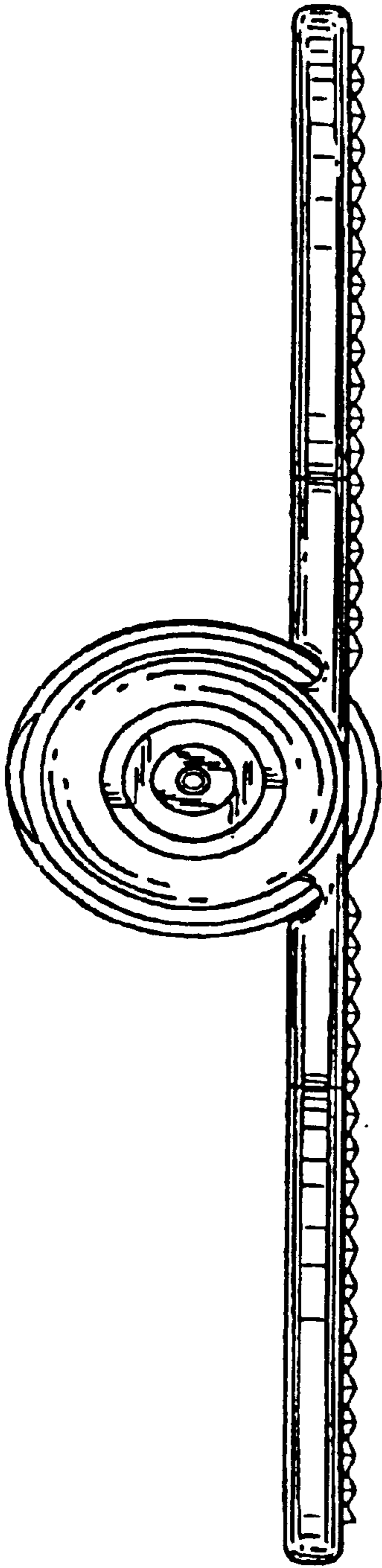


FIG. 5

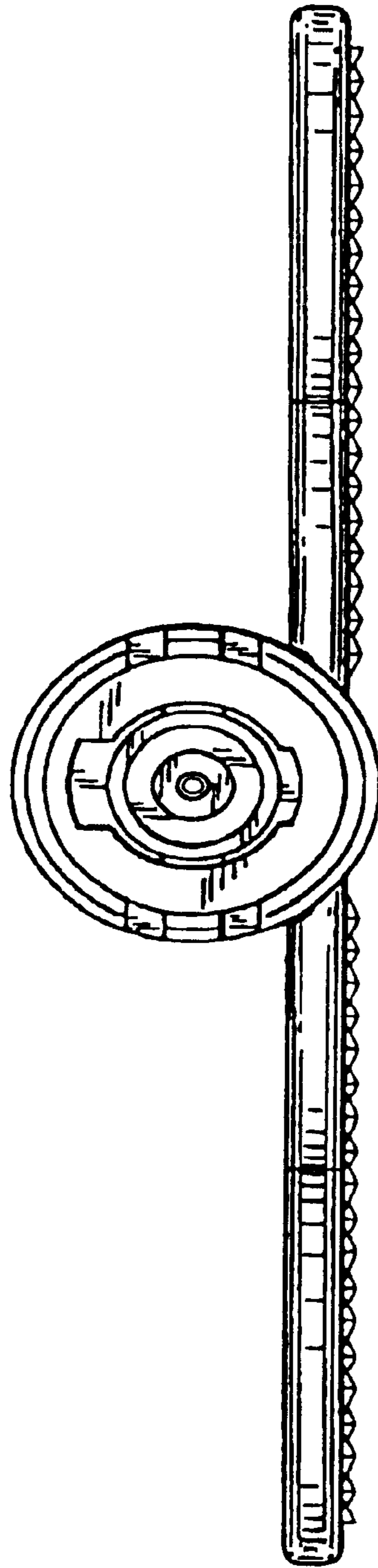


FIG. 6

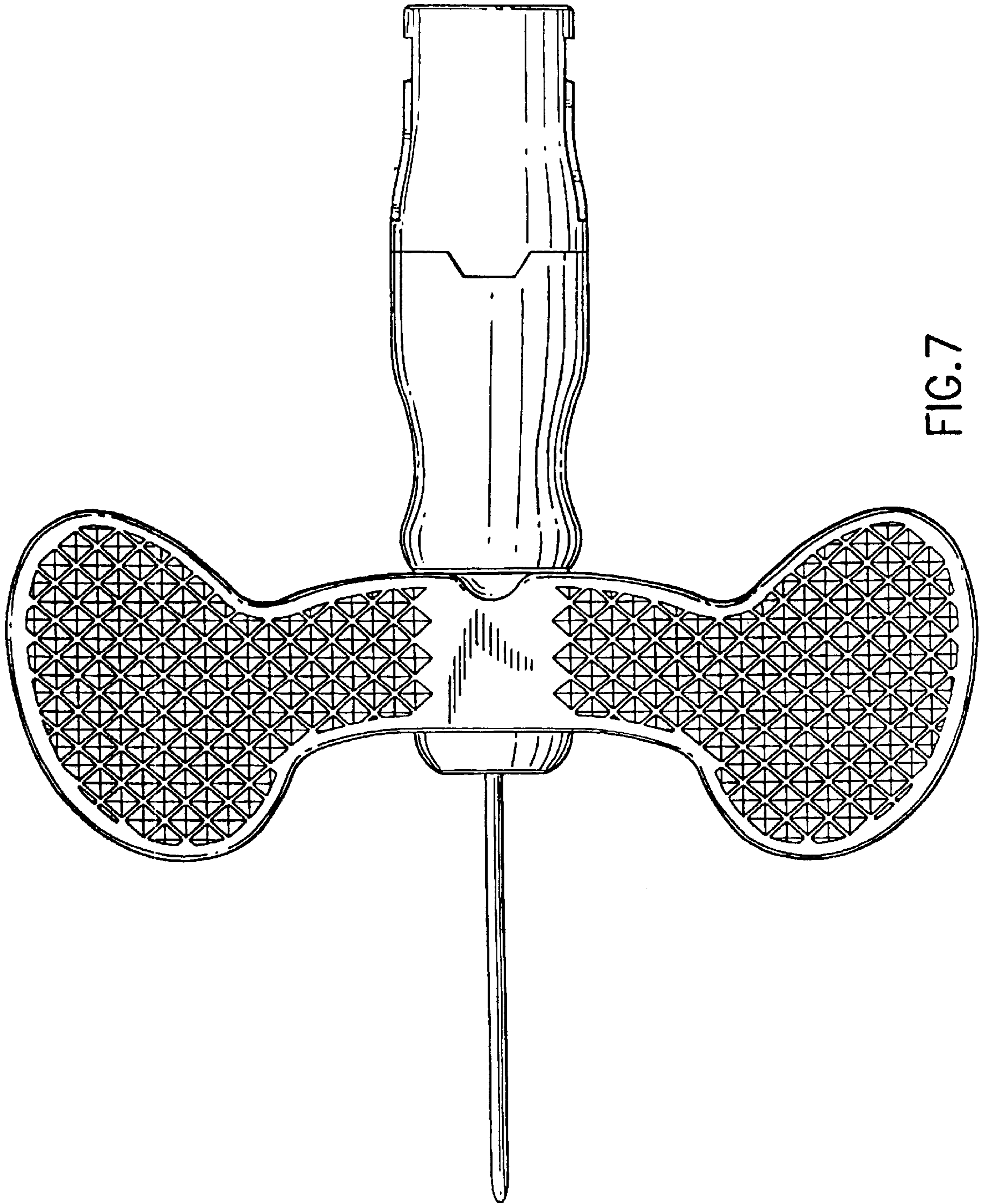


FIG. 7