



US00D462749S

(12) **United States Design Patent**  
**Lord**

(10) **Patent No.:** **US D462,749 S**

(45) **Date of Patent:** **\*\* Sep. 10, 2002**

(54) **FAUCET SPOUT**

(75) Inventor: **Judd A. Lord**, Carmel, IN (US)

(73) Assignee: **Masco Corporation of Indiana**,  
Indianapolis, IN (US)

(\*\*) Term: **14 Years**

(21) Appl. No.: **29/136,803**

(22) Filed: **Feb. 7, 2001**

(51) **LOC (7) Cl.** ..... **23-01**

(52) **U.S. Cl.** ..... **D23/255**

(58) **Field of Search** ..... **D23/238-257;**  
**4/675-678; 137/801**

(56) **References Cited**

**U.S. PATENT DOCUMENTS**

D287,395 S	*	12/1986	Piesco	.....	D23/255
D318,099 S	*	7/1991	Reid et al.	.....	D23/255
D375,345 S	*	11/1996	Warshawsky	.....	D23/241
D407,466 S	*	3/1999	Hundley et al.	.....	D23/252

\* cited by examiner

*Primary Examiner*—Louis S. Zarfaz

*Assistant Examiner*—Gregory Andoll

(74) *Attorney, Agent, or Firm*—Myron B. Kapustij; Lloyd D. Doigan

(57) **CLAIM**

The ornamental design for a faucet spout, as shown and described.

**DESCRIPTION**

FIG. 1 is a front perspective view of the faucet spout showing my new design;

FIG. 2 is a rear perspective view thereof;

FIG. 3 is a rear elevational view thereof;


FIG. 4 is a front elevational view thereof;

FIG. 5 is a left side elevational view thereof, the right side being a mirror image of the left side shown;

FIG. 6 is a top plan view thereof; and,

FIG. 7 is a bottom plan view thereof.

**1 Claim, 5 Drawing Sheets**






Figure - 1

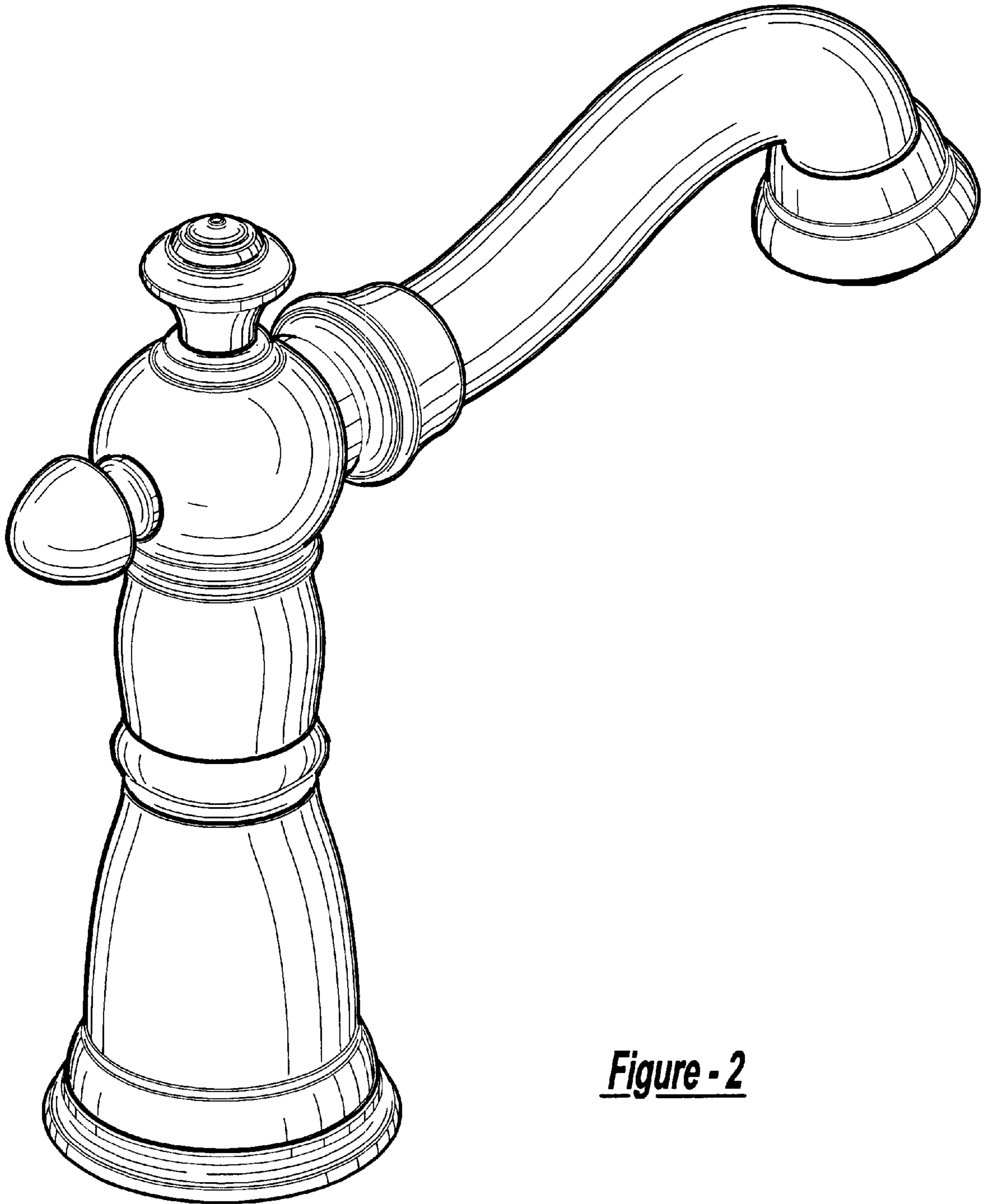


Figure - 2




Figure - 3

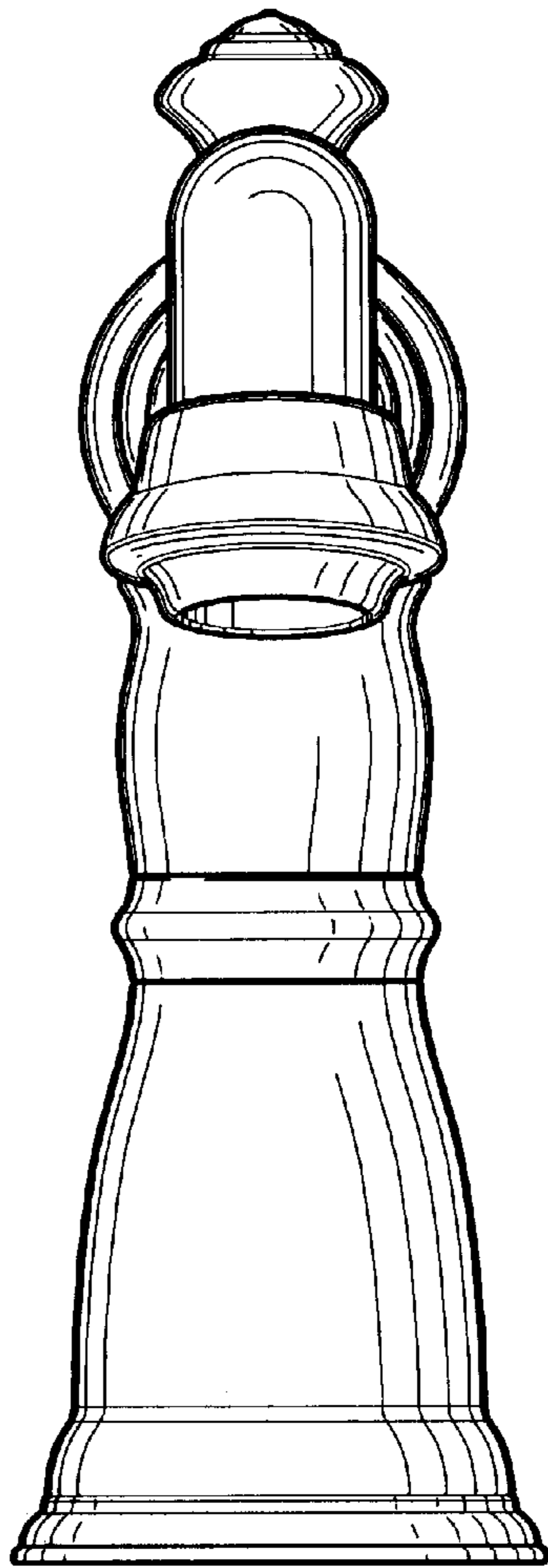


Figure - 4

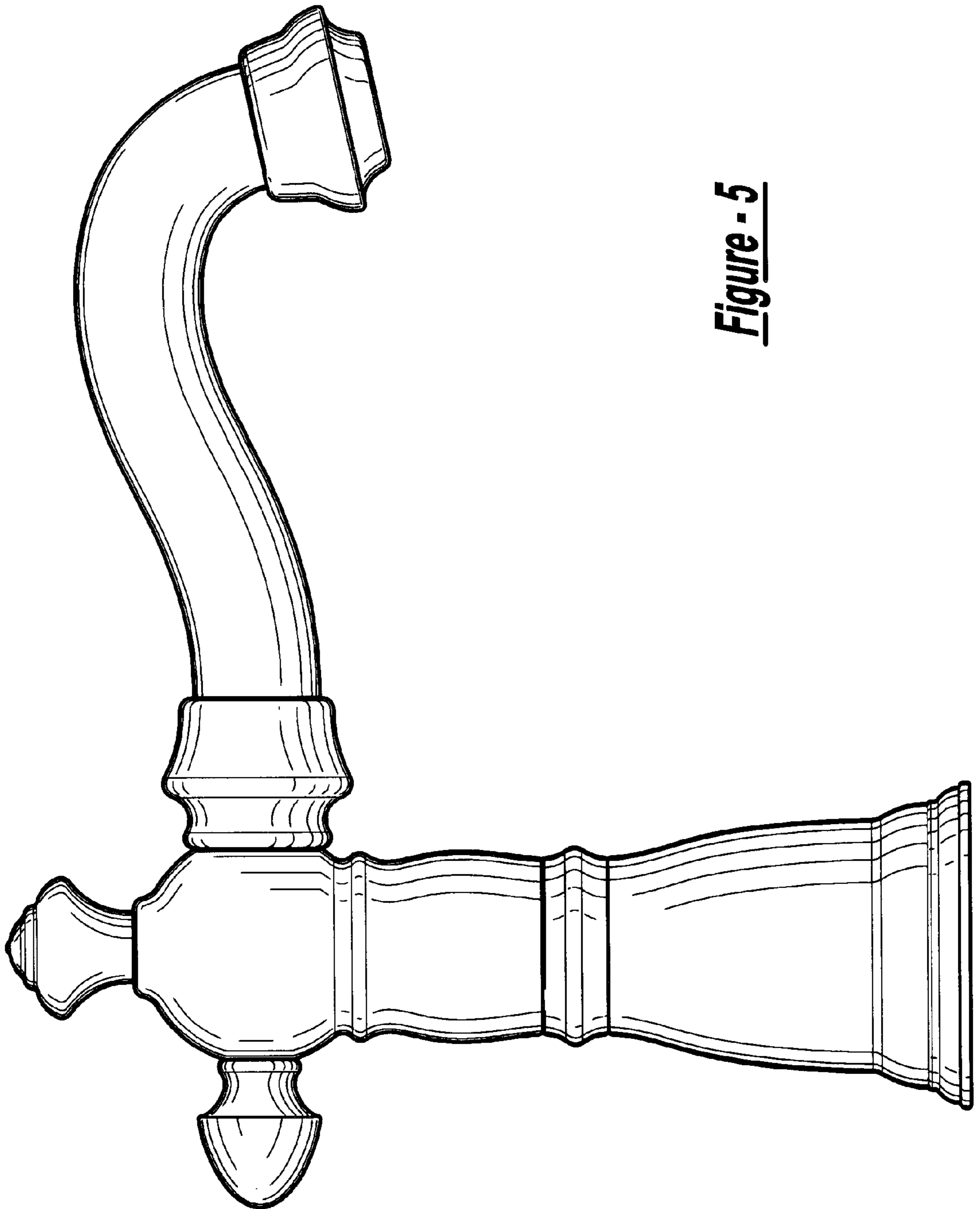


Figure - 5

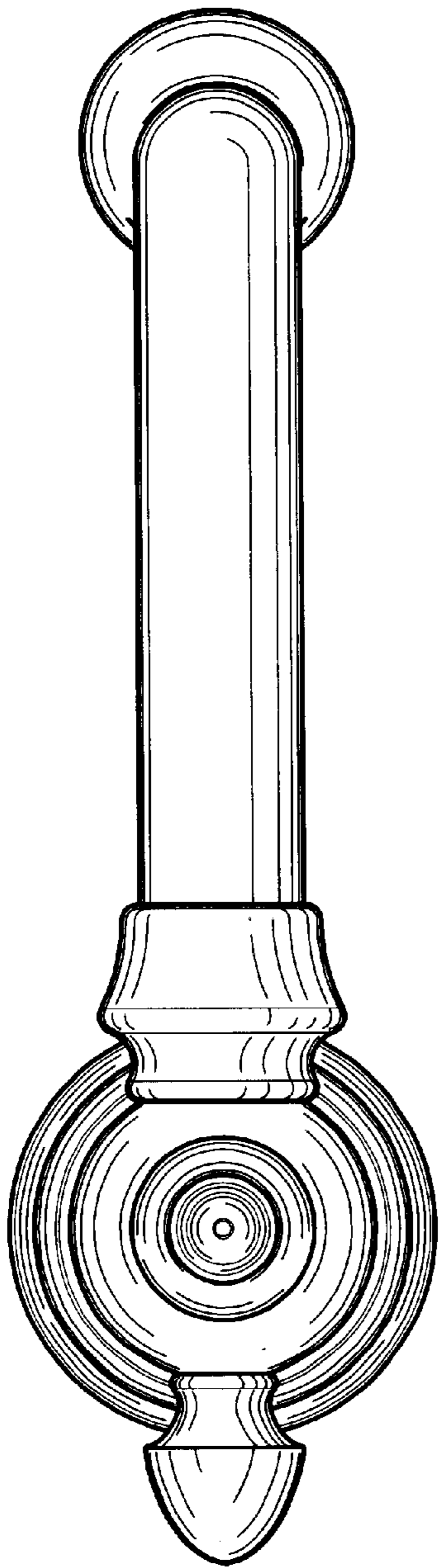


Figure - 6

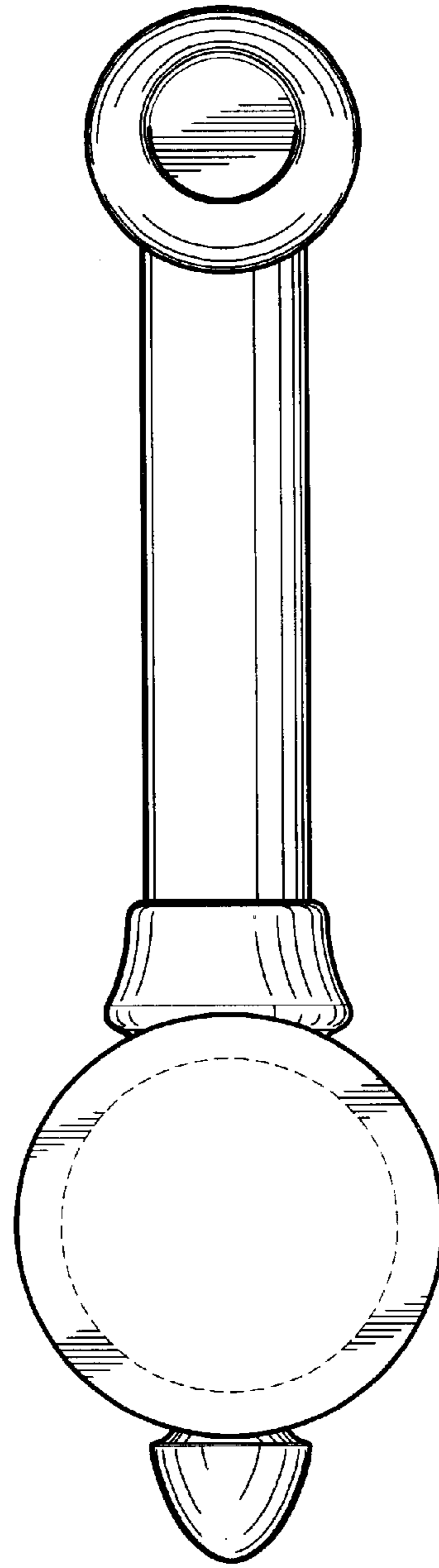


Figure - 7