



US00D462723S

(12) **United States Design Patent**
Ashida

(10) **Patent No.:** **US D462,723 S**
(45) **Date of Patent:** **** Sep. 10, 2002**

(54) **WIRELESS RECEIVER FOR ELECTRONIC GAME MACHINE**

(75) Inventor: **Kenichiro Ashida, Kyoto (JP)**

(73) Assignee: **Nintendo Co., Ltd. (JP)**

(**) Term: **14 Years**

(21) Appl. No.: **29/153,441**

(22) Filed: **Jan. 10, 2002**

Related U.S. Application Data

(62) Division of application No. 29/136,507, filed on Feb. 2, 2001.

(30) **Foreign Application Priority Data**

Aug. 4, 2000	(JP)	2000-021515
Aug. 4, 2000	(JP)	2000-021516
Aug. 4, 2000	(JP)	2000-021518
Aug. 4, 2000	(JP)	2000-021519
Aug. 4, 2000	(JP)	2000-021524

(51) **LOC (7) Cl.** **21-01**

(52) **U.S. Cl.** **D21/333**

(58) **Field of Search** D21/324, 333;
D14/496, 432, 137, 138, 155; 273/148 B;
463/1, 29-35, 40-47; 345/156, 903, 905

(56) **References Cited**

U.S. PATENT DOCUMENTS

4,422,105 A * 12/1983 Rodesch et al. 345/978

D322,242	S	12/1991	Cordell
5,292,125	A	3/1994	Hochstein et al.
D357,287	S	4/1995	Feng
D361,978	S	9/1995	Shirai et al.
D381,623	S	7/1997	Sugino et al.
D394,255	S	* 5/1998	Nepoleone et al. D14/496
5,806,849	A	9/1998	Rutkowski
5,853,327	A	* 12/1998	Gilboa 463/39
D415,534	S	10/1999	Ashida
D417,871	S	12/1999	Hisatsune
6,120,379	A	9/2000	Tanaka et al.
D438,179	S	2/2001	Wang-Tsai
6,193,609	B1	2/2001	D'Achard Van Enschut
D451,084	S	11/2001	Su
D452,281	S	12/2001	Ohno

* cited by examiner

Primary Examiner—Prabhakar Deshmukh

(74) *Attorney, Agent, or Firm*—Nixon & Vanderhye P.C.

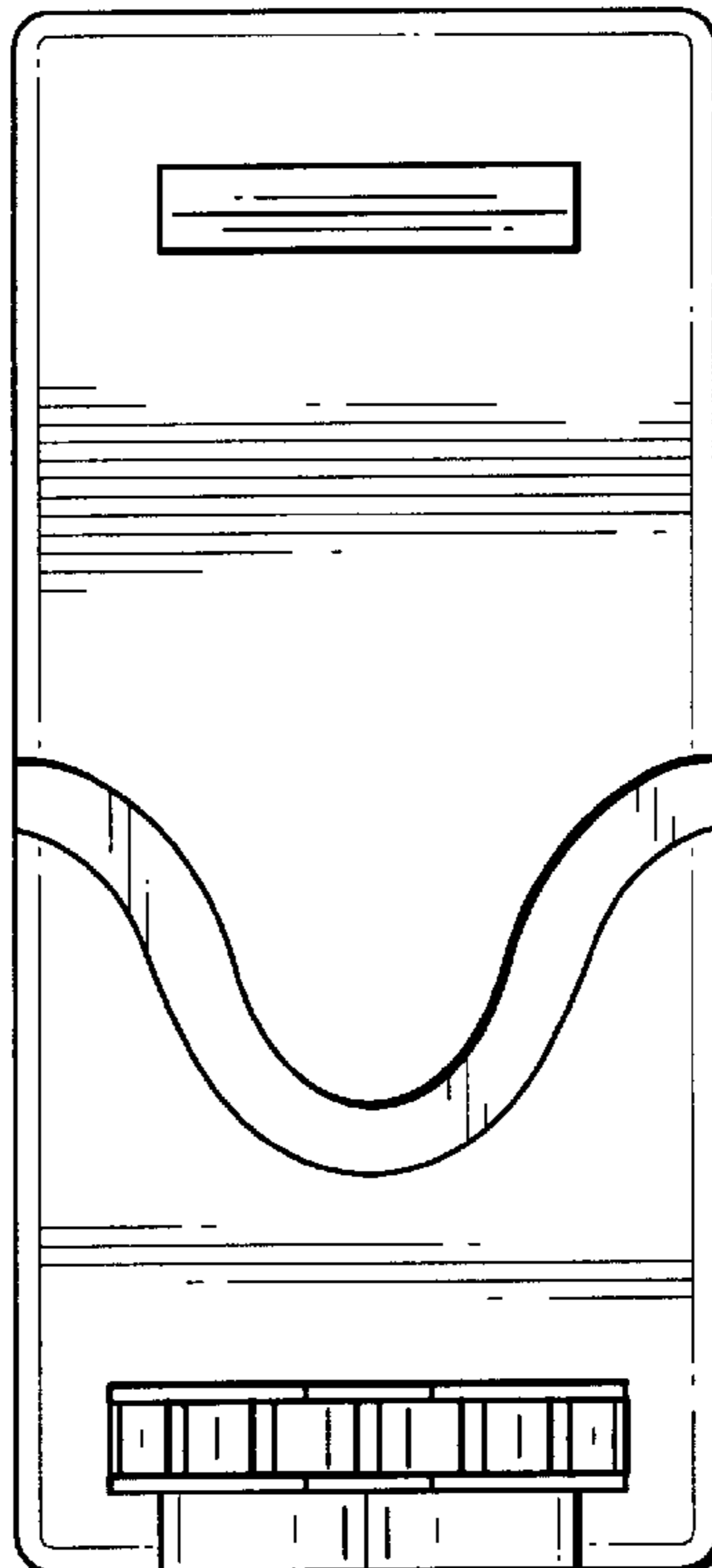
(57) **CLAIM**

The ornamental design for a wireless receiver for electronic game machine, as shown and described.

DESCRIPTION

FIG. 1 is a front elevational view of a wireless receiver for electronic game machine showing my new design; FIG. 2 is a rear elevational view thereof; FIG. 3 is a top plan view thereof; FIG. 4 is a bottom plan view thereof; and, FIG. 5 is a right side view thereof, a left side being a mirror image thereof.

1 Claim, 2 Drawing Sheets



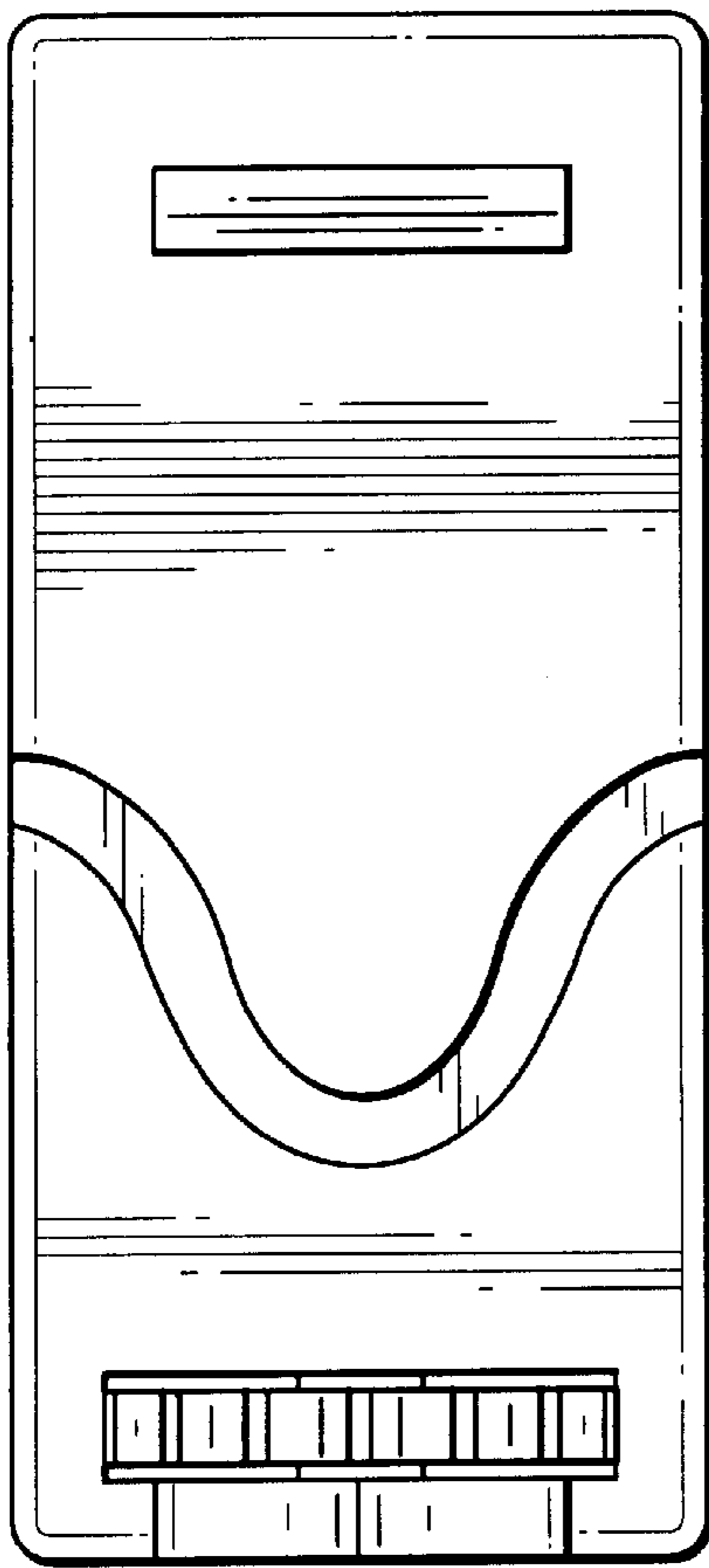


Fig. 1

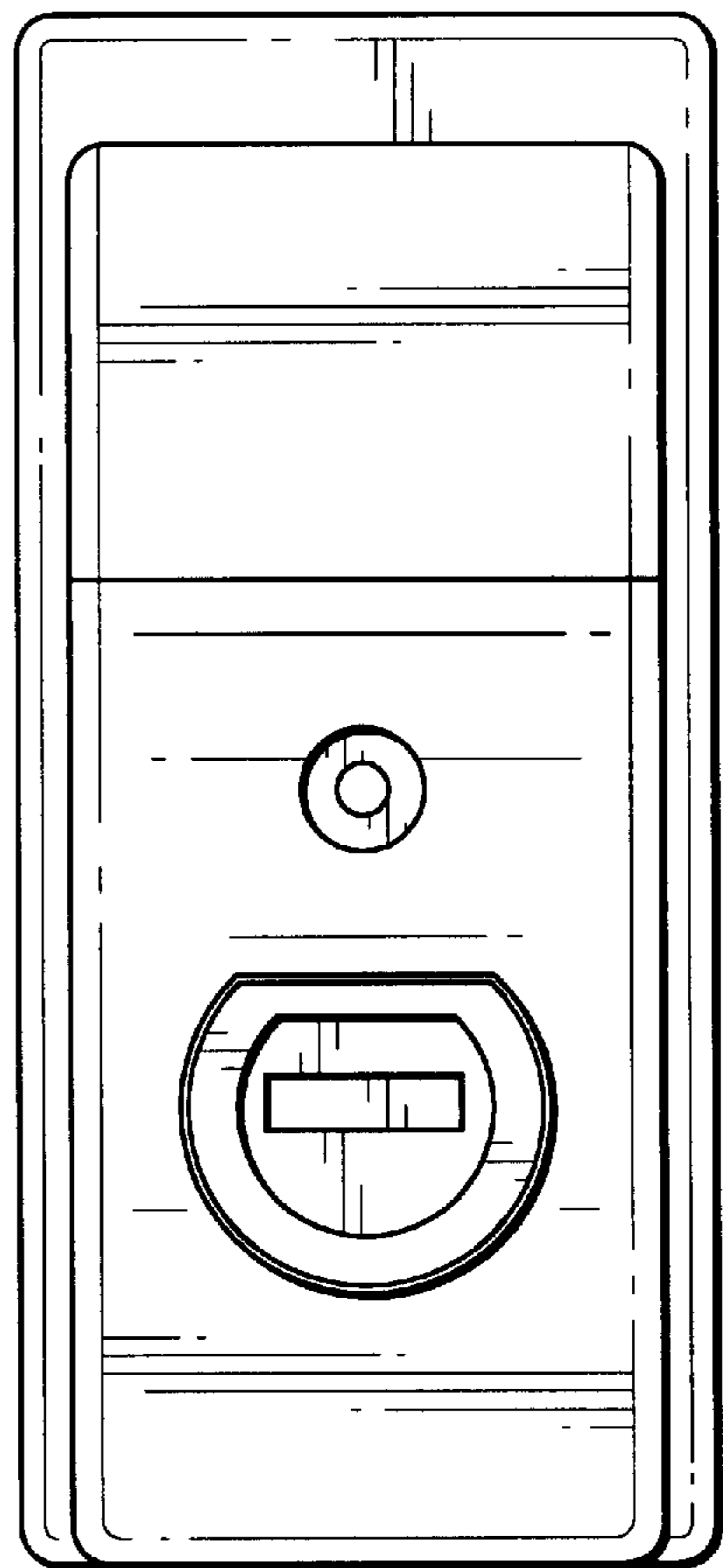


Fig. 2

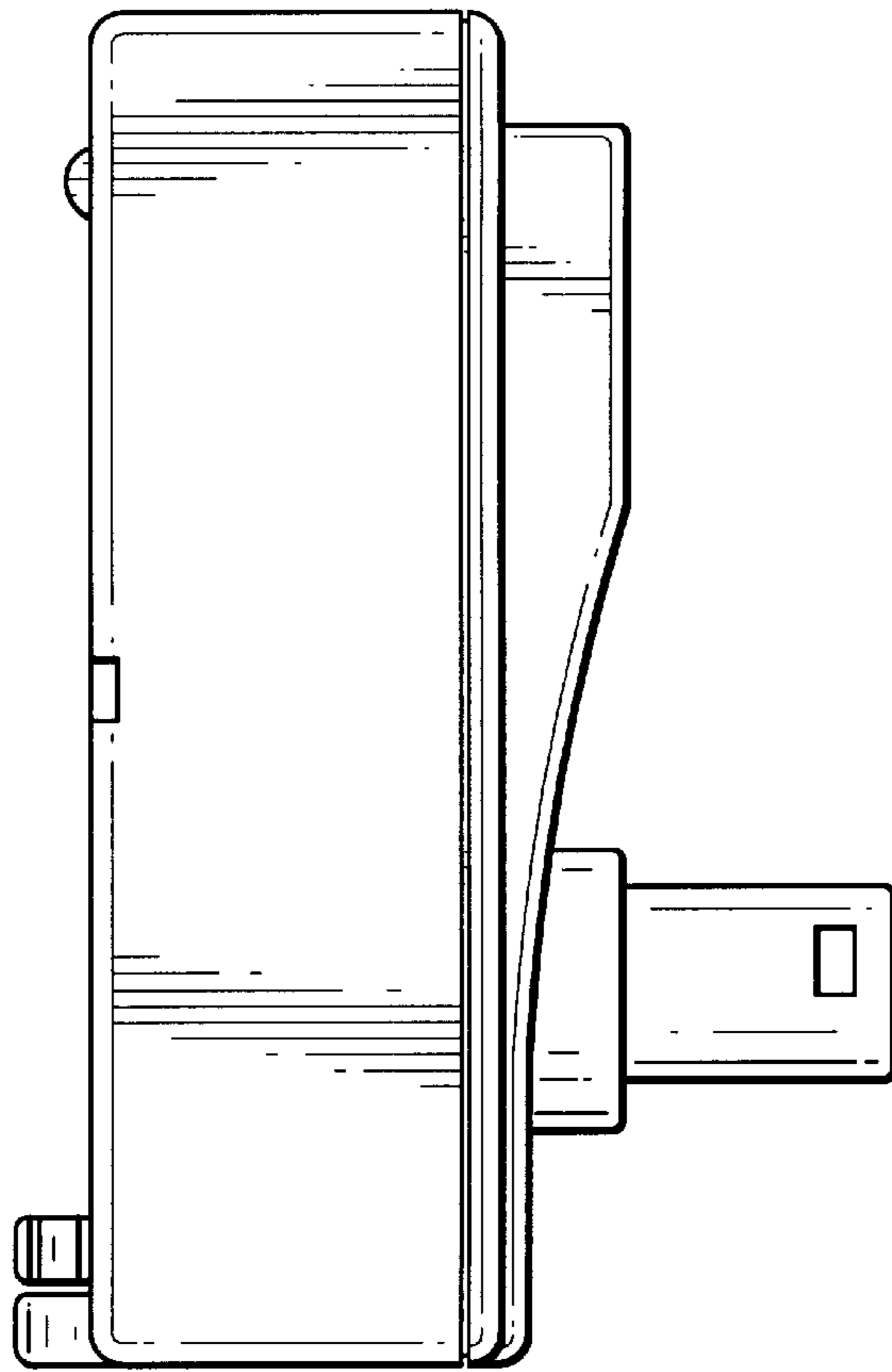


Fig. 5

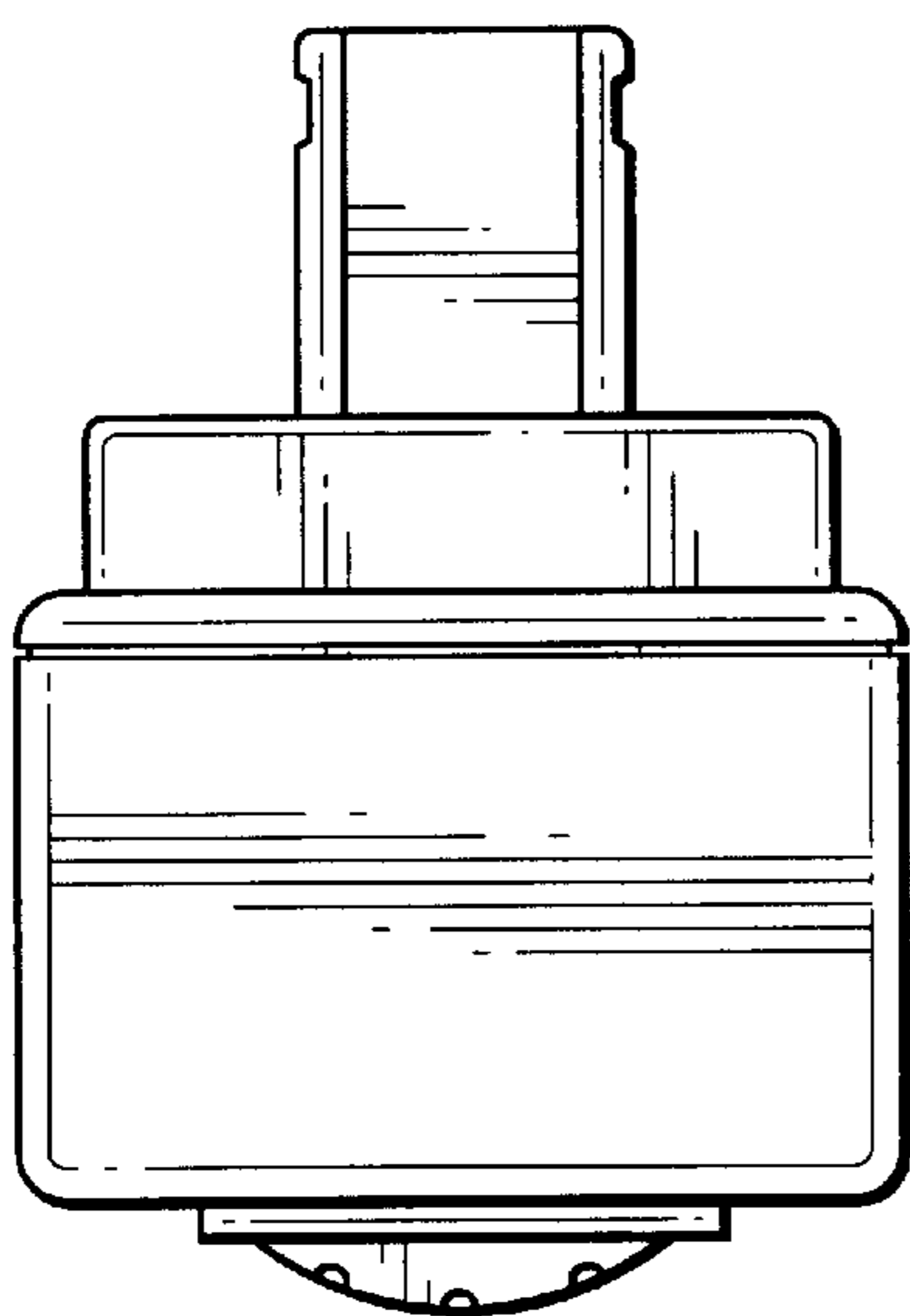


Fig. 3

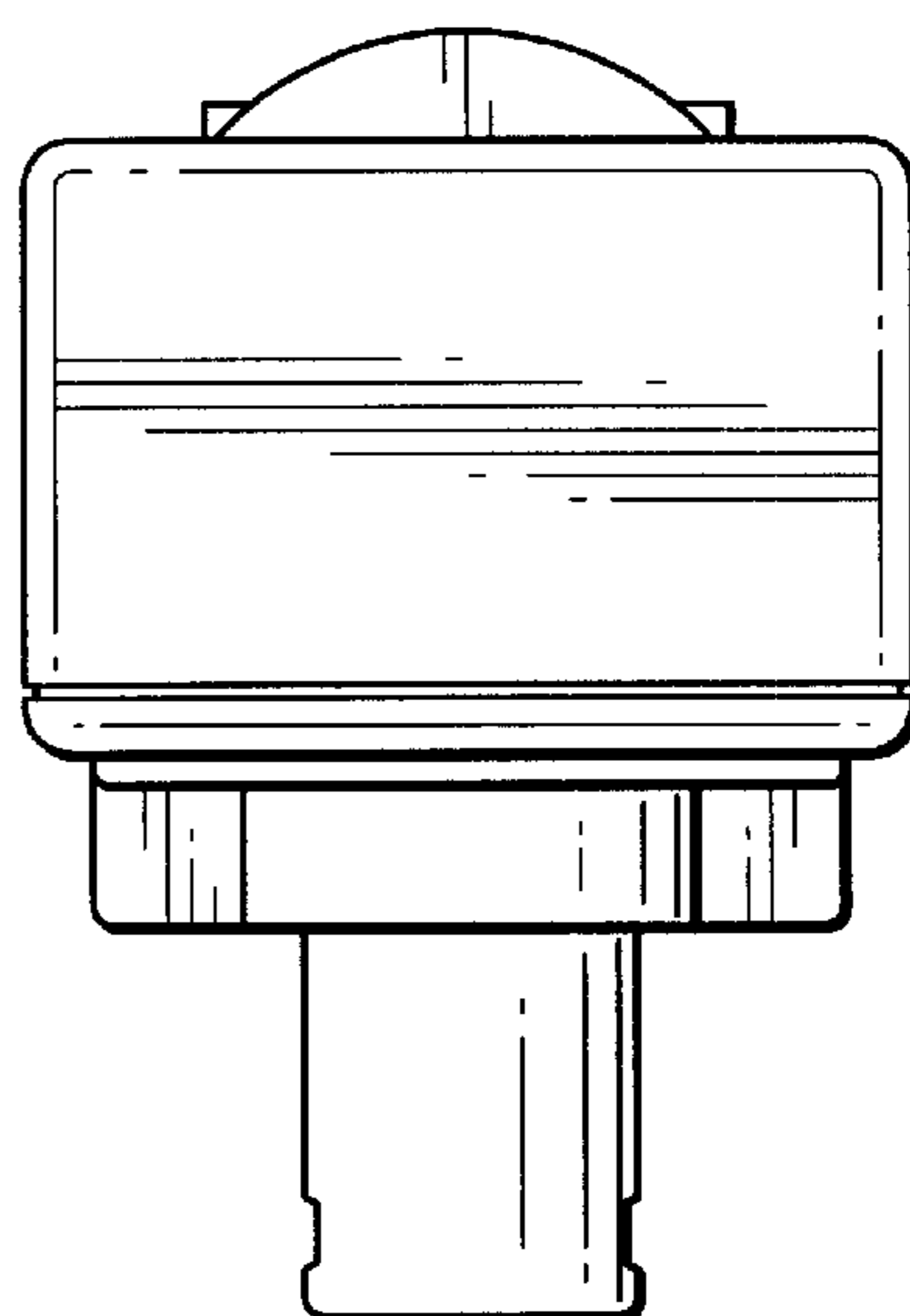


Fig. 4