



US00D462721S

(12) **United States Design Patent**
Lessard

(10) **Patent No.:** **US D462,721 S**

(45) **Date of Patent:** **** Sep. 10, 2002**

(54) **RING-TOSS GAME**

(76) Inventor: **Helene M. Lessard**, 110 Franklin
Woods Rd., Somers, CT (US) 06071

(**) Term: **14 Years**

(21) Appl. No.: **29/146,965**

(22) Filed: **Aug. 20, 2001**

(51) **LOC (7) Cl.** **21-01**

(52) **U.S. Cl.** **D21/303**

(58) **Field of Search** D21/300, 302,
D21/303, 312; 273/398-402, 415, 123 R,
123 A, 317, 108

(56) **References Cited**

U.S. PATENT DOCUMENTS

4,927,161	A	*	5/1990	Brenneman	273/402
4,936,590	A	*	6/1990	Palmer	273/402
4,974,858	A	*	12/1990	Knowiton	273/402
D369,188	S	*	4/1996	Briggs	D21/303
5,575,480	A	*	11/1996	Wehr	273/402

D382,601 S * 8/1997 Antill D21/303

D405,474 S * 2/1999 Trondson D21/303

5,941,528 A * 8/1999 Boivin, Jr. 273/402

* cited by examiner

Primary Examiner—Prabhakar Deshmukh
(74) *Attorney, Agent, or Firm*—McCormick, Paulding &
Huber LLP

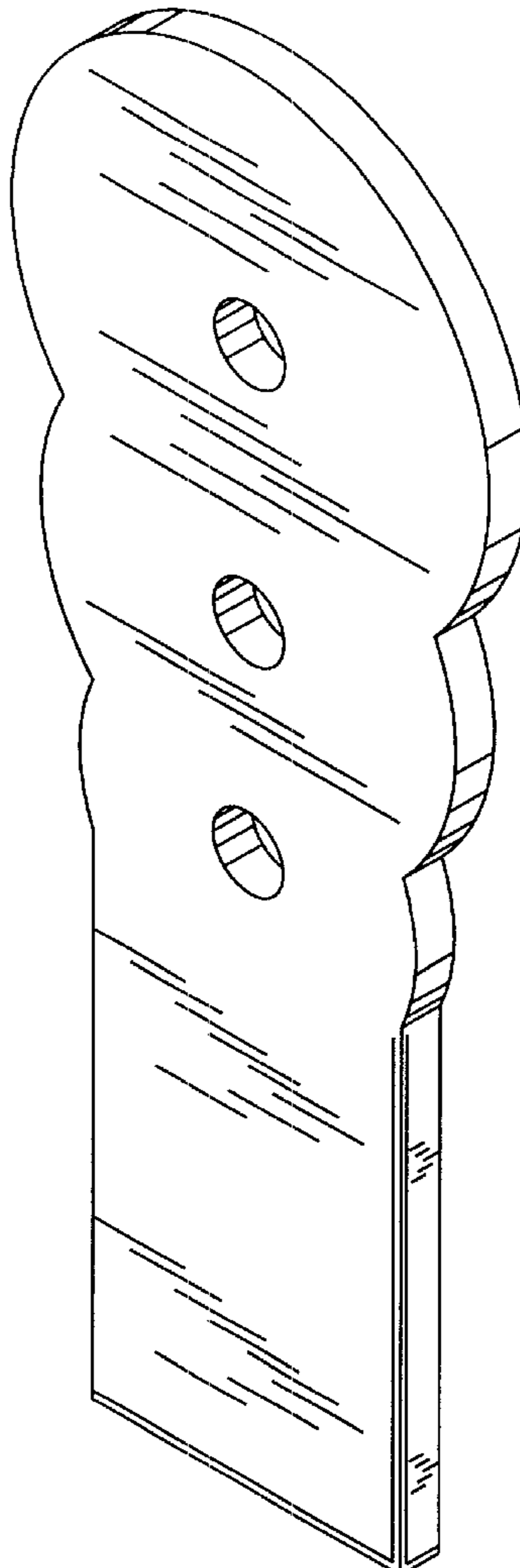
(57) **CLAIM**

The ornamental design for a ring-toss game, as shown and described.

DESCRIPTION

FIG. 1 is a right side perspective view of my new design for a ring-toss game board;
FIG. 2 is a front elevation view thereof;
FIG. 3 is a rear elevation view thereof;
FIG. 4 is a top plan view thereof;
FIG. 5 is a left side view thereof; and,
FIG. 6 is a bottom plan view thereof.

1 Claim, 2 Drawing Sheets



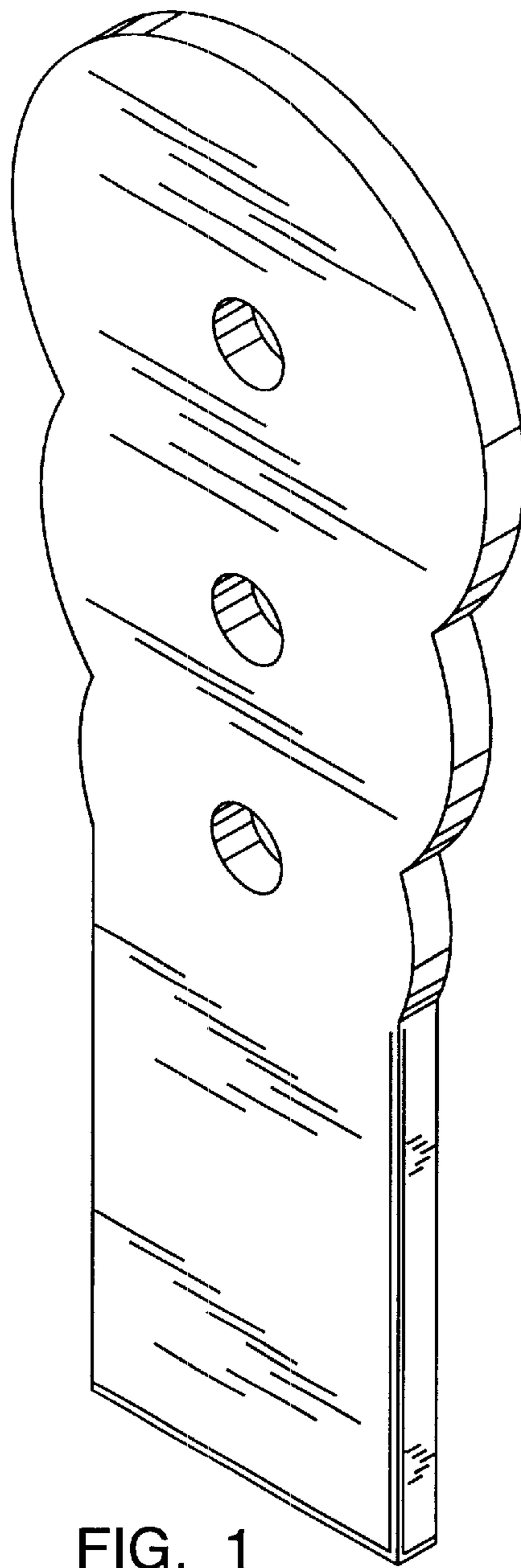


FIG. 1

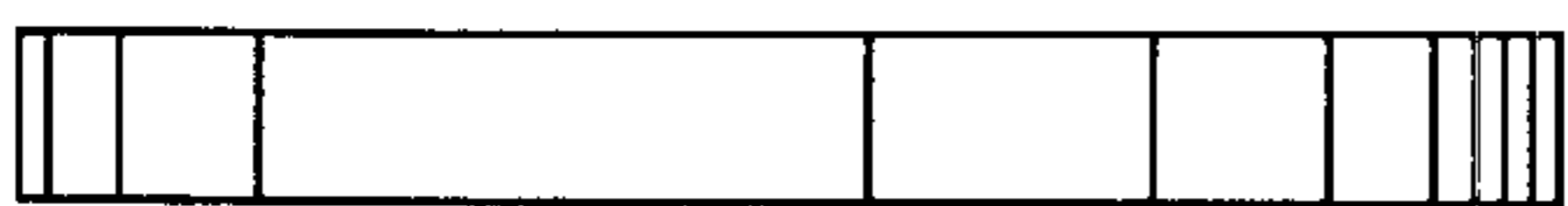


FIG. 2



FIG. 3

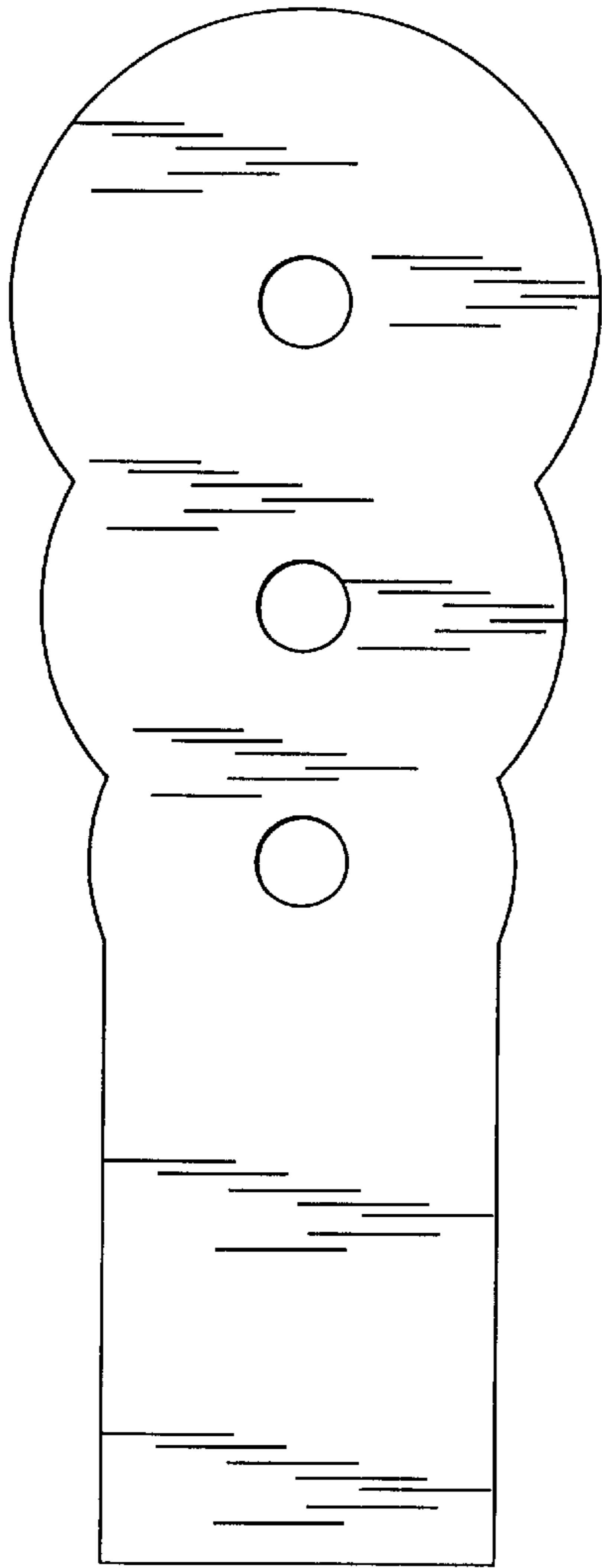


FIG. 4

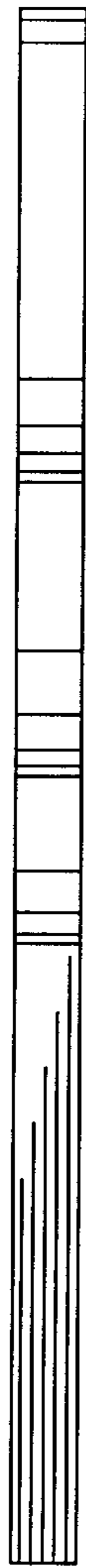


FIG. 5

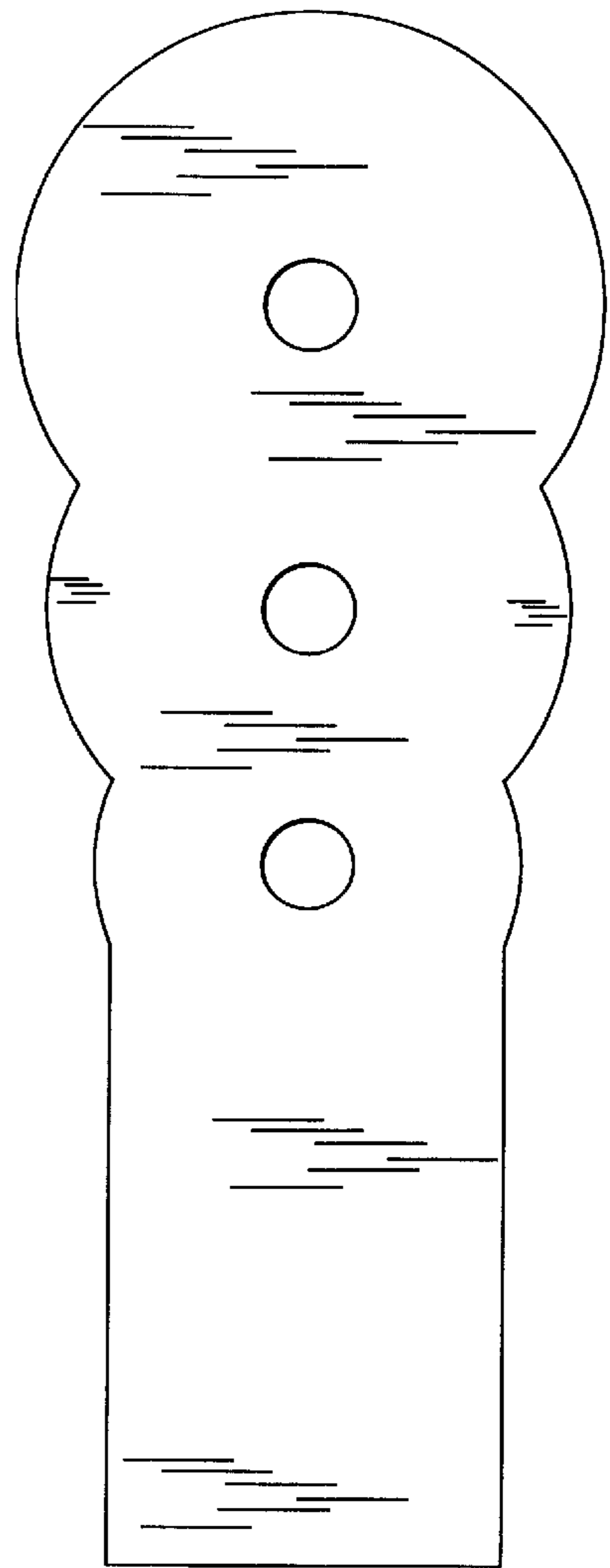


FIG. 6