



US00D462720S

(12) **United States Design Patent** (10) **Patent No.:** **US D462,720 S**  
**Rice** (45) **Date of Patent:** **\*\* Sep. 10, 2002**

- (54) **PAINT COLOR DISPLAY CARDS**
- (75) Inventor: **Mary Rice**, Laguna Niguel, CA (US)
- (73) Assignee: **Behr Process, Corp.**, Santa Ana, CA (US)
- (\*\*) Term: **14 Years**
- (21) Appl. No.: **29/152,173**
- (22) Filed: **Dec. 12, 2001**

**Related U.S. Application Data**

- (62) Division of application No. 29/121,108, filed on Mar. 30, 2000.
- (51) **LOC (7) Cl.** ..... **20-99**
- (52) **U.S. Cl.** ..... **D20/99**
- (58) **Field of Search** ..... D20/10, 39, 40, D20/42, 99; D26/112, 113, 138; 40/1, 124, 124.1, 584, 542, 611, 617, 624

(56) **References Cited**

**U.S. PATENT DOCUMENTS**

- 3,503,834 A \* 3/1970 Schroter ..... 40/299.01
- D338,499 S \* 8/1993 White ..... D20/99

\* cited by examiner

*Primary Examiner*—Marcus A. Jackson  
(74) *Attorney, Agent, or Firm*—Knobbe, Martens, Olson, & Bear LLP.

(57) **CLAIM**


The ornamental design for a paint color display pattern for a paint color display cards, as shown and described.

**DESCRIPTION**

The inventor's design is directed toward a pattern of adjacent polygonal paint color samples in a paint color display, as shown. This pattern is useful to permit a customer to select a paint color. In one use, the individual paint color samples may be of varying colors. However, color is not claimed as a feature of the design.


FIG. 1 is a front view of a paint color display card showing the new design, with the broken line showing for illustrative purposes only and forming no part of the claimed design; FIG. 2 is a side view of the paint color display card of FIG. 1; FIG. 3 is a top view of the paint color display card of FIG. 1; and, FIG. 4 is a rear view of the paint color display card of FIG. 1.

**1 Claim, 2 Drawing Sheets**




---

*FIG. 3*



*FIG. 1*

*FIG. 2*



*FIG. 4*