



US00D462718S

(12) **United States Design Patent**
Kobayashi

(10) **Patent No.:** **US D462,718 S**

(45) **Date of Patent:** **** Sep. 10, 2002**

(54) **CAP FOR WRITING INSTRUMENT**

(76) **Inventor:** **Nobuaki Kobayashi**, 564-24, Ayameike
minami, 7-chome, Nara-shi, Nara
631-0033 (JP)

(**) **Term:** **14 Years**

(21) **Appl. No.:** **29/157,448**

(22) **Filed:** **Mar. 18, 2002**

Related U.S. Application Data

(62) Division of application No. 29/147,575, filed on Aug. 31,
2001.

(30) **Foreign Application Priority Data**

Mar. 6, 2001 (JP) 2001-005499
Mar. 6, 2001 (JP) 2001-005503
Mar. 6, 2001 (JP) 2001-005506

(51) **LOC (7) Cl.** **19-06**

(52) **U.S. Cl.** **D19/57; D19/56**

(58) **Field of Search** D19/35, 36, 41-51,
D19/53-58, 81-85; 401/98, 202, 213, 262,
292, 243, 244, 245, 246, 247

(56) **References Cited**

U.S. PATENT DOCUMENTS

3,424,539 A * 1/1969 Jenkins 401/292

D310,542 S * 9/1990 Regnault D19/43
D317,324 S * 6/1991 Chuang D19/57
5,066,156 A * 11/1991 Petrillo et al. 401/213
D341,623 S * 11/1993 Chuang D19/36
D402,312 S * 12/1998 Chevalier et al. D19/57
D455,180 S * 4/2002 Hasegawa D19/57

* cited by examiner

Primary Examiner—Martie K. Holtje

(74) *Attorney, Agent, or Firm*—Howard C. Miskin; Gloria
Tsui-Yip


(57) **CLAIM**

The ornamental design for a cap for writing instrument, as
shown and described.

DESCRIPTION

FIG. 1 is a perspective view of my new design;
FIG. 2 is a front elevational view thereof;
FIG. 3 is a rear elevational view thereof;
FIG. 4 is a left side view thereof;
FIG. 5 is a right side view thereof;
FIG. 6 is a top plan view thereof; and,
FIG. 7 is a bottom plan view thereof.

1 Claim, 2 Drawing Sheets






FIGURE 1




FIGURE 2




FIGURE 3



FIGURE 4



FIGURE 5



FIGURE 6




FIGURE 7