



US00D462698S

(12) **United States Design Patent**
Sturm

(10) **Patent No.: US D462,698 S**

(45) **Date of Patent: ** Sep. 10, 2002**

(54) **ICON FOR A DISPLAY PANEL ON A MEDICAL APPARATUS**

(75) Inventor: **Thomas Sturm, Lyons (FR)**

(73) Assignee: **Hospal International Marketing Management, Lyon Cedex (FR)**

(**) Term: **14 Years**

(21) Appl. No.: **29/137,480**

(22) Filed: **Feb. 20, 2001**

(51) **LOC (7) Cl. 14-02**

(52) **U.S. Cl. D14/495**

(58) **Field of Search D14/485-95; D18/24-33; D19/6; D20/11; D21/324-33; 345/700-726, 762-866**

(56) **References Cited**

U.S. PATENT DOCUMENTS

- D281,081 S * 10/1985 Zwissler et al.
- 5,326,476 A 7/1994 Grogan et al.
- 5,609,770 A 3/1997 Zimmerman et al.
- D388,422 S * 12/1997 Polson et al.
- D389,133 S 1/1998 Wimmer et al.
- D396,456 S * 7/1998 Bier
- D417,208 S * 11/1999 Steele
- D418,498 S 1/2000 Leonard
- D422,990 S * 4/2000 Bright et al.
- D424,545 S * 5/2000 Moody
- D428,421 S * 7/2000 Morell
- 6,200,287 B1 3/2001 Keller et al.
- D446,860 S 8/2001 Mezière et al. D24/169
- D446,861 S 8/2001 Mezière et al. D24/169

OTHER PUBLICATIONS

- Hospal Brochure "Integra, The Hospal Vision of the Future in Dialysis Monitoring," Oct. 1999.
- Gambro Brochure "Introducing Phoenix," Sep. 2000.
- Gambro Svenska Försäljnings AB, "MedRec Version 3" Aug. 1999.
- Gambro Renal Products, "Clinic Automation, Reducing Paperwork in Renal Care" Jul. 2000.
- Gambro Lundia AB, AK 95 Brochure "Simplicity by Gambro" Sep. 1996.
- Gambro Lundia AB, AK 95 Brochure, "AK 95 Simplicity" Jun. 2000, (Machine in use prior Nov. 21, 1999).
- Gambro Lundia AB, AK 2000 Brochure, "AK 2000 Reliability" Jun. 2000.

* cited by examiner

Primary Examiner—M. H. Tung

(74) *Attorney, Agent, or Firm*—Edna M. O'Connor

(57) **CLAIM**


The ornamental design icon for a display panel on a medical apparatus, substantially as shown and described.

DESCRIPTION

FIG. 1 is a front view of an icon for a display panel on a medical apparatus, the broken line drawing of a display panel is for illustrative purposes only and forms no part of the claimed design; and,

FIG. 2 is a front view thereof, on an enlarged scale, the display object is shown separately for clarity of illustration.

1 Claim, 1 Drawing Sheet



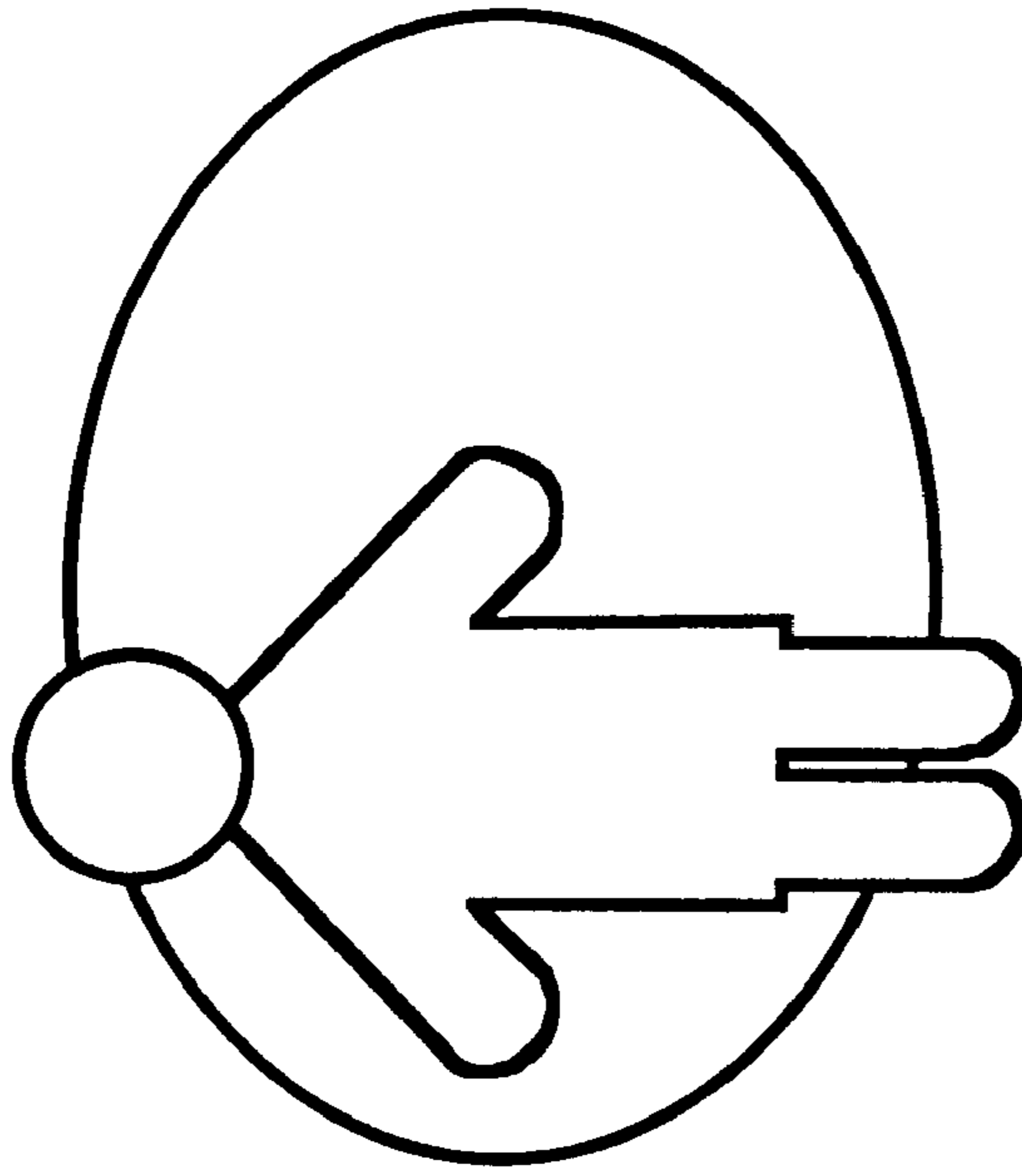


Figure 2




Figure 1