



US00D462661S

(12) **United States Design Patent** (10) **Patent No.:** **US D462,661 S**
Owens (45) **Date of Patent:** **** Sep. 10, 2002**

(54) **PROGRAMMABLE ELECTRICAL OUTLET**

(76) Inventor: **Norman L. Owens**, 3644 New Karleen Rd., Hephzibah, GA (US) 30815

(**) Term: **14 Years**

(21) Appl. No.: **29/150,897**

(22) Filed: **Dec. 3, 2001**

(51) **LOC (7) Cl.** **13-03**

(52) **U.S. Cl.** **D13/139.6**

(58) **Field of Search** D13/137.1-137.4, D13/139.1-139.8, 154, 155, 160, 173, 177, 184; 174/53, 66, 67; 220/3.2, 3.3; 335/18; 361/42, 641, 658; 439/106, 107, 135, 136, 535, 536, 650, 651

(56) **References Cited**

U.S. PATENT DOCUMENTS

4,084,203 A	*	4/1978	Dietz et al.	361/45
D255,113 S	*	5/1980	Pease et al.	D13/160
4,803,418 A		2/1989	Ritchie	
D306,852 S	*	3/1990	Burkhardt	D13/160
D310,063 S		8/1990	Cheng	
5,258,656 A		11/1993	Pawlick	
D342,581 S		12/1993	Reynolds	
5,278,771 A		1/1994	Nyanya	

5,380,951 A	*	1/1995	Comerci et al.	174/48
5,397,929 A		3/1995	Hogarth et al.	
5,397,930 A	*	3/1995	Nilssen	361/45
5,465,198 A		11/1995	Kellogg	
5,973,414 A		10/1999	Båberg	
6,000,807 A	*	12/1999	Moreland	361/45
6,112,127 A	*	8/2000	Bennett	345/169

* cited by examiner

Primary Examiner—Robert M. Spear

(74) *Attorney, Agent, or Firm*—Donald R. Schoonover

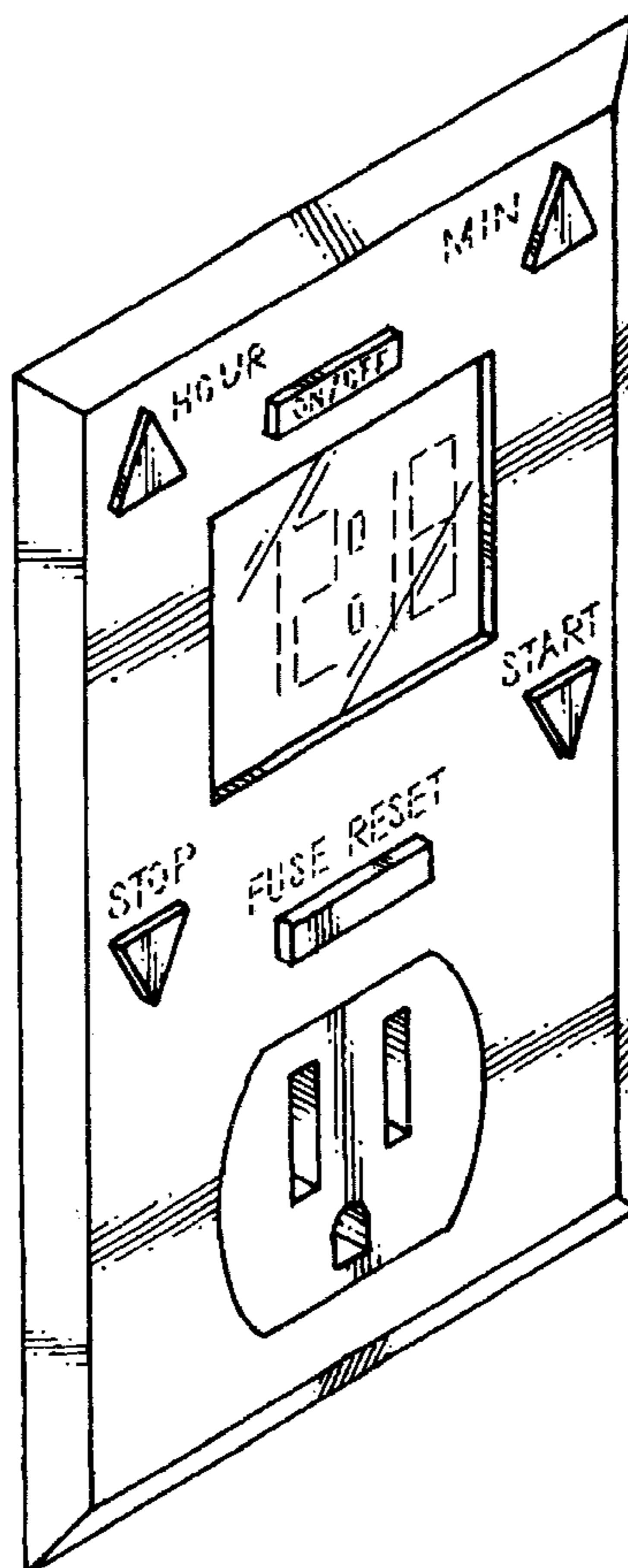
(57) **CLAIM**

I claim the ornamental design for a programmable electrical outlet, as shown and described.

DESCRIPTION

FIG. 1 is a perspective view of the programmable electrical outlet embodying the design of the present invention; FIG. 2 is a front elevational view thereof; FIG. 3 is a rear elevational view thereof; FIG. 4 is a side elevational view thereof; FIG. 5 is a top plan view thereof; and, FIG. 6 is a bottom plan view thereof. The broken lines depict environmental structure and form no part of the claimed design.

1 Claim, 3 Drawing Sheets






FIG. 1.

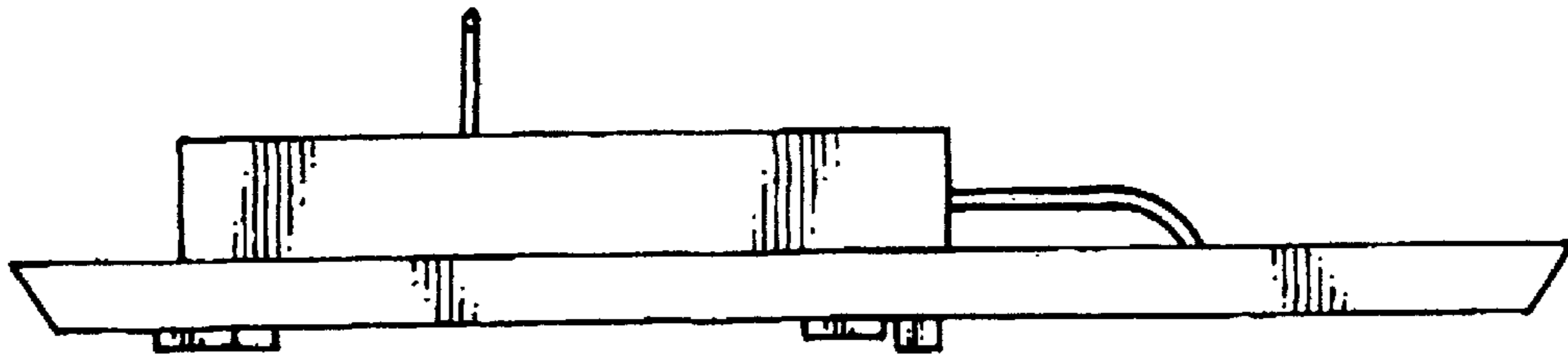


FIG. 4.

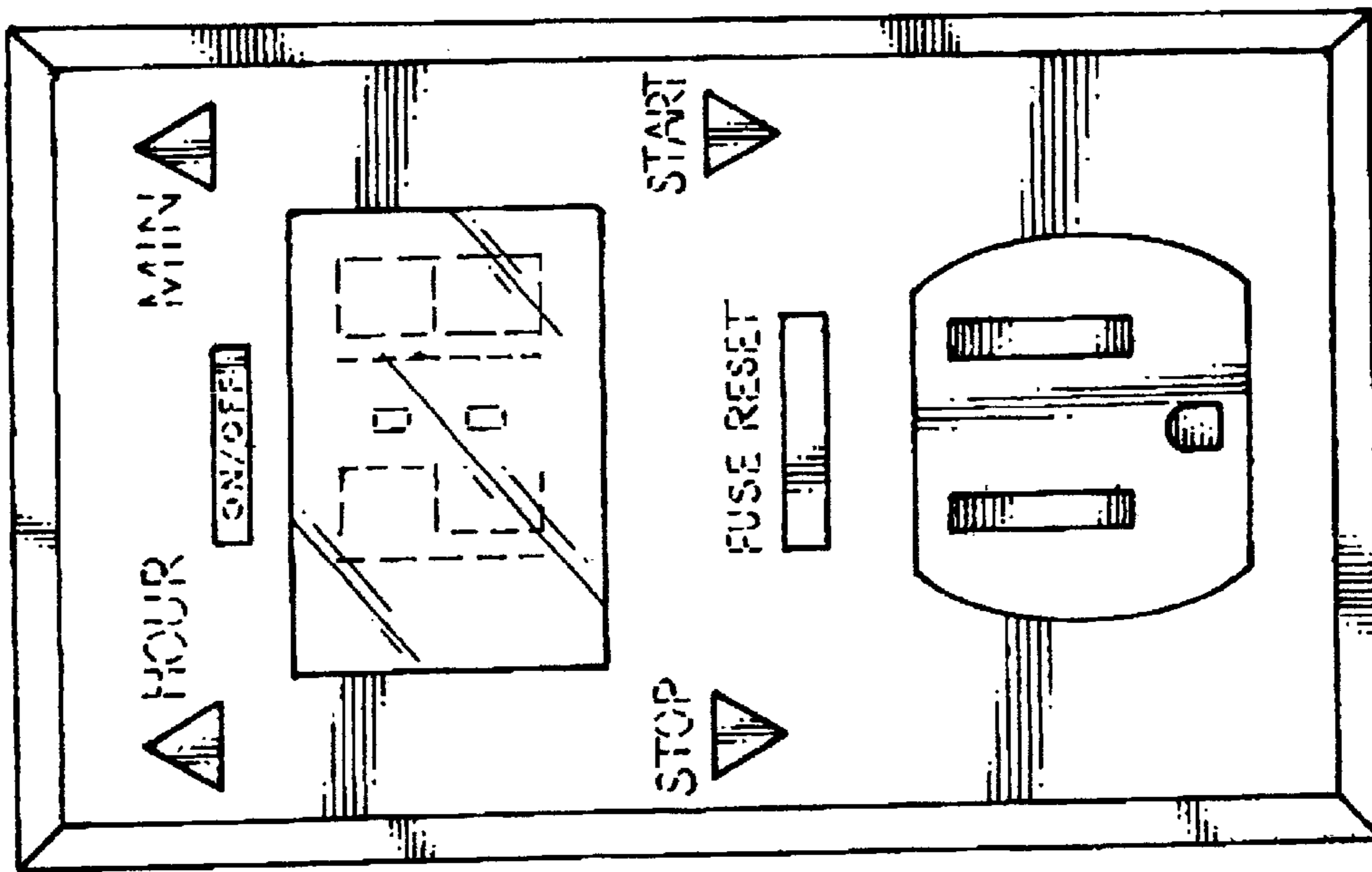


FIG. 2.

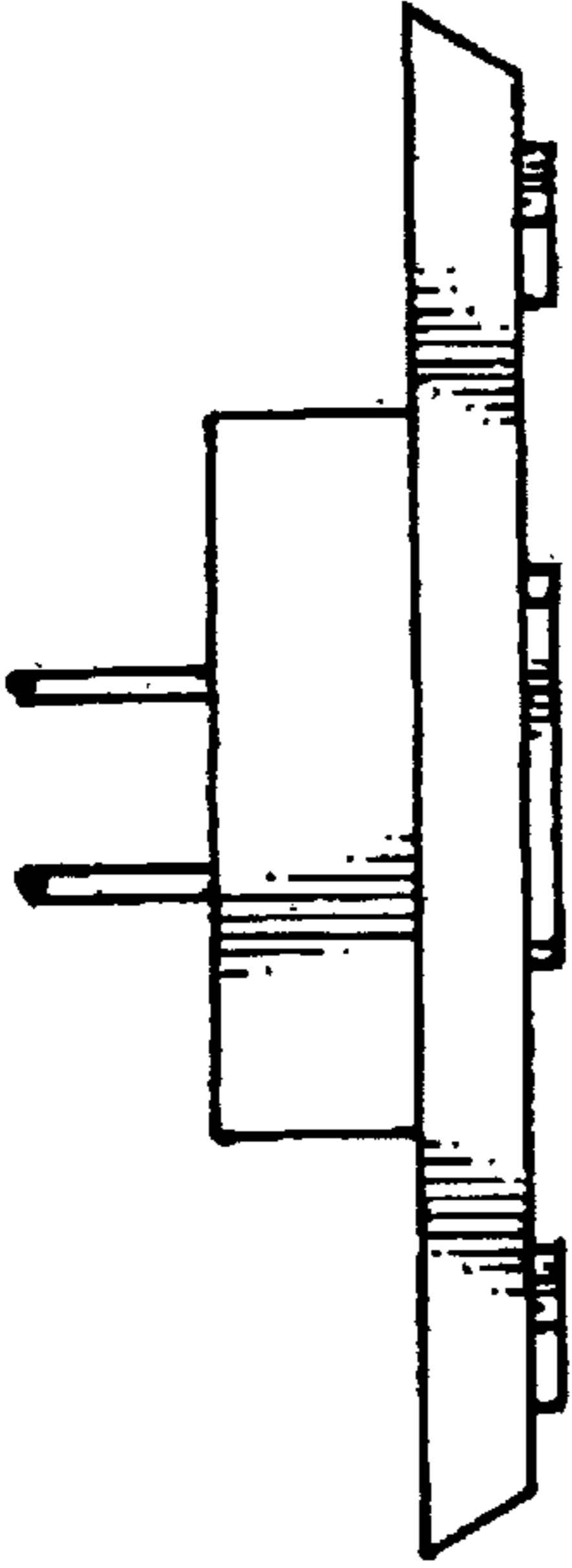


FIG. 5.

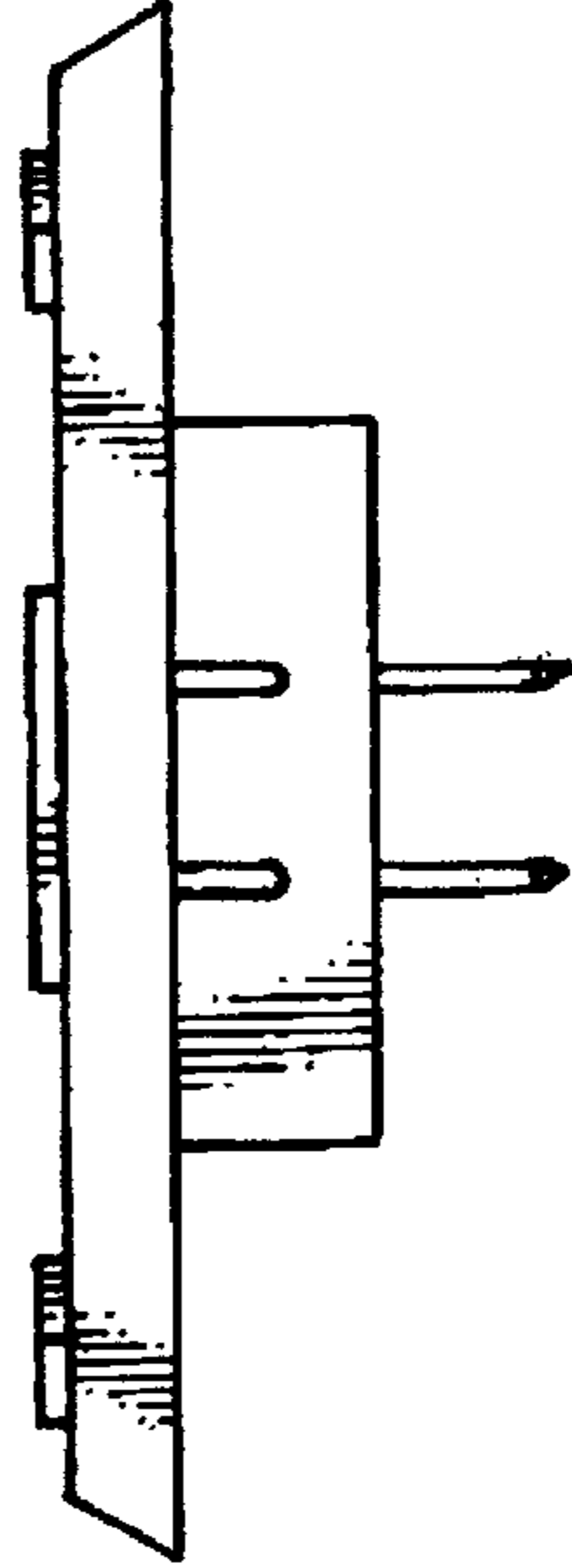


FIG. 6.

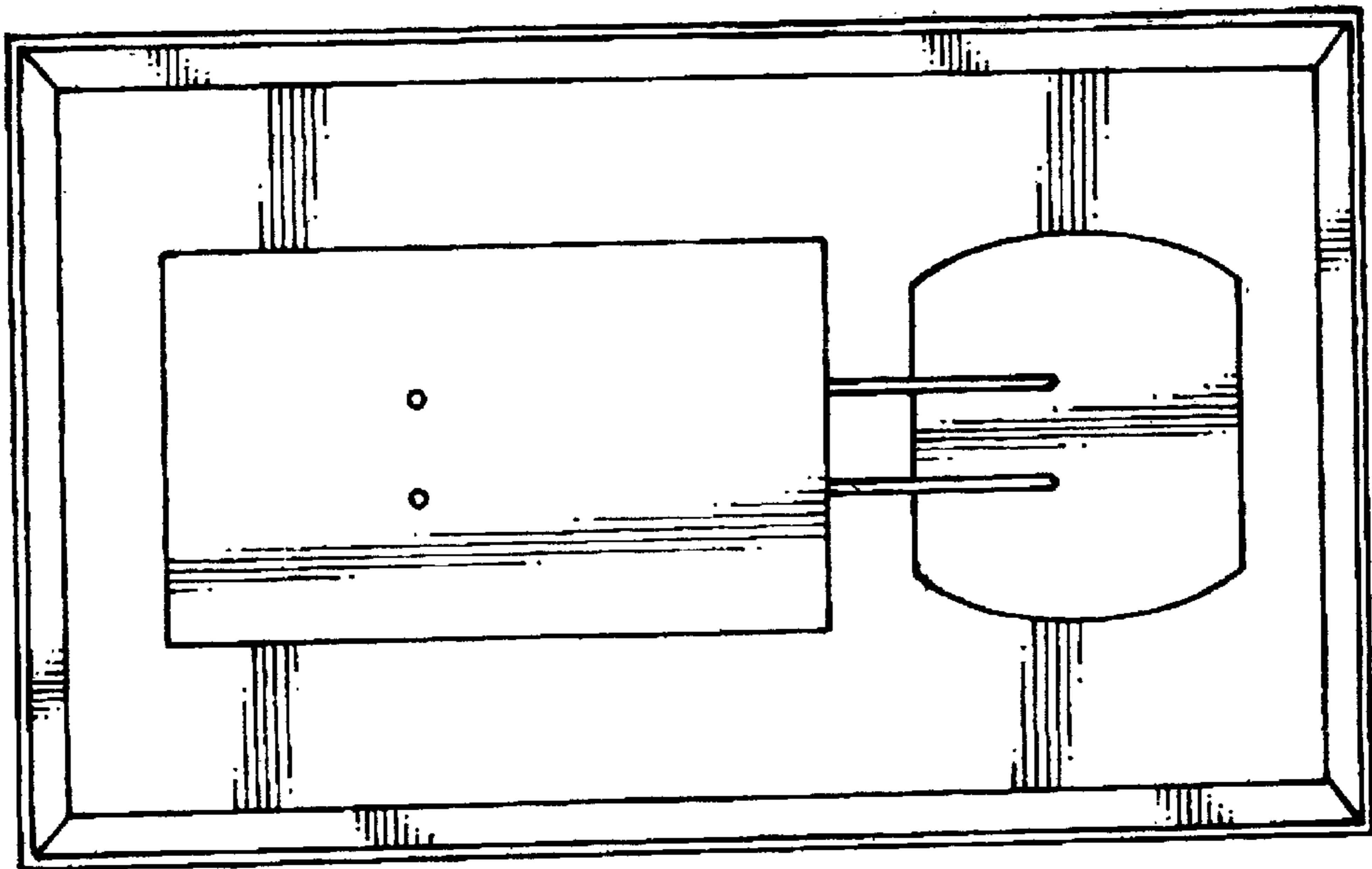


FIG. 3.