



US00D462650S

(12) **United States Design Patent**
Rayman

(10) **Patent No.: US D462,650 S**

(45) **Date of Patent: ** *Sep. 10, 2002**

(54) **TIRE TREAD**

(75) Inventor: **William Earl Rayman**, Hartville, OH (US)

(73) Assignee: **The Goodyear Tire & Rubber Company**, Akron, OH (US)

(*) Notice: This patent is subject to a terminal disclaimer.

(**) Term: **14 Years**

(21) Appl. No.: **29/147,231**

(22) Filed: **Aug. 24, 2001**

(51) **LOC (7) Cl.** **12-15**

(52) **U.S. Cl.** **D12/579; D12/901**

(58) **Field of Search** D12/512, 513, D12/544, 545, 557, 558, 563, 579, 580, 593, 602, 901; 152/209.1, 209.9, 209.12, 209.13, 209.22, 209.28

(56) **References Cited**

U.S. PATENT DOCUMENTS

3,559,712 A	*	2/1971	Verdier	152/209.14
D265,187 S	*	6/1982	Raluy	D12/558
4,412,575 A		11/1983	Maeda et al.	152/209 R
D273,777 S	*	5/1984	Igarashi et al.	D12/579
D313,778 S	*	1/1991	Kobayashi et al.	D12/579
5,002,110 A		3/1991	Tsurunaga et al.	152/209 B
5,180,453 A		1/1993	Fukasawa et al.	152/209 R
D385,520 S	*	10/1997	Scheuren et al.	D12/602
D409,955 S	*	5/1999	De Barys	D12/579

OTHER PUBLICATIONS

BFGoodrich DR665 Tire, 2000 Tread Design Guide, 1/200, p. 120. 4/1.*

Toyo M615Z Tire, 2000 Tread Design Guide, 1/200, p. 153. 4/1.*

Bridgestone VSJ V-Steel Jamal Tire, 2000 Tread Design Guide, 1/200, p. 160. 3/1.*

Michelin XLD 70 Tire, 2000 Tread Design Guide, 1/200, p. 169. 1/4.*

* cited by examiner

Primary Examiner—Robert M. Spear

(74) *Attorney, Agent, or Firm*—David L. King

(57) **CLAIM**

The ornamental Design for a tire tread, as shown and described.

DESCRIPTION

FIG. 1 is a perspective view of a tire tread showing our new design, it being understood that the pattern repeats uniformly throughout the circumference of the tread;

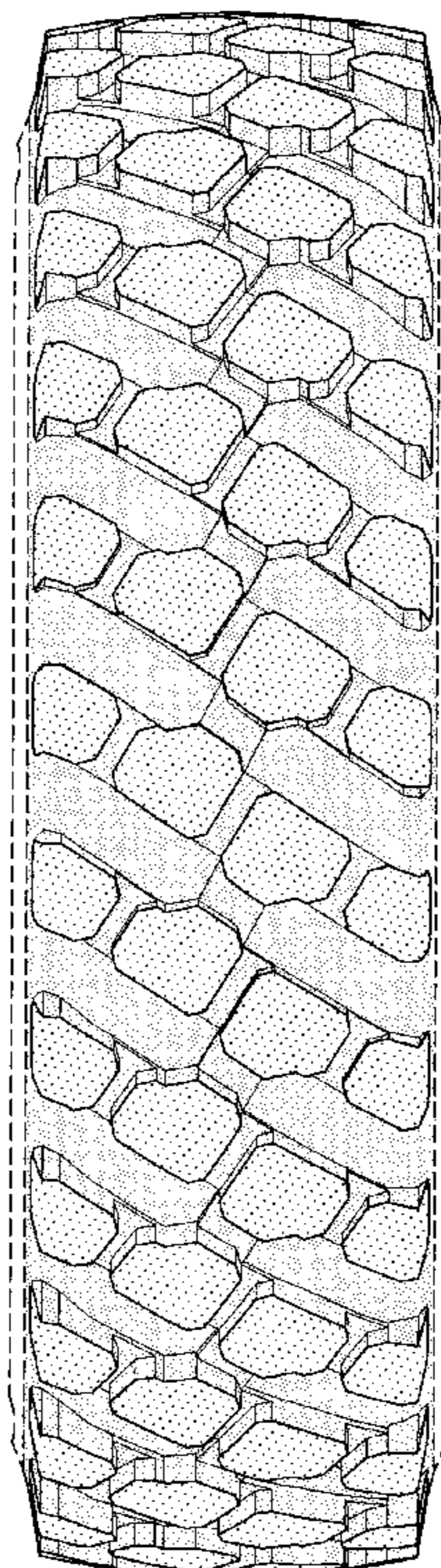
FIG. 2 is a front elevational view thereof;

FIG. 3 is a side elevational view thereof, the opposite side elevational view being identical thereto; and,

FIG. 4 is an enlarged fragmentary perspective view.

In the drawings, the broken lines defining the sidewall and inner bead of the tire and the peripheral boundary between the tire tread and the sidewall are for illustrative purposes only and form no part of the claimed design.

1 Claim, 4 Drawing Sheets



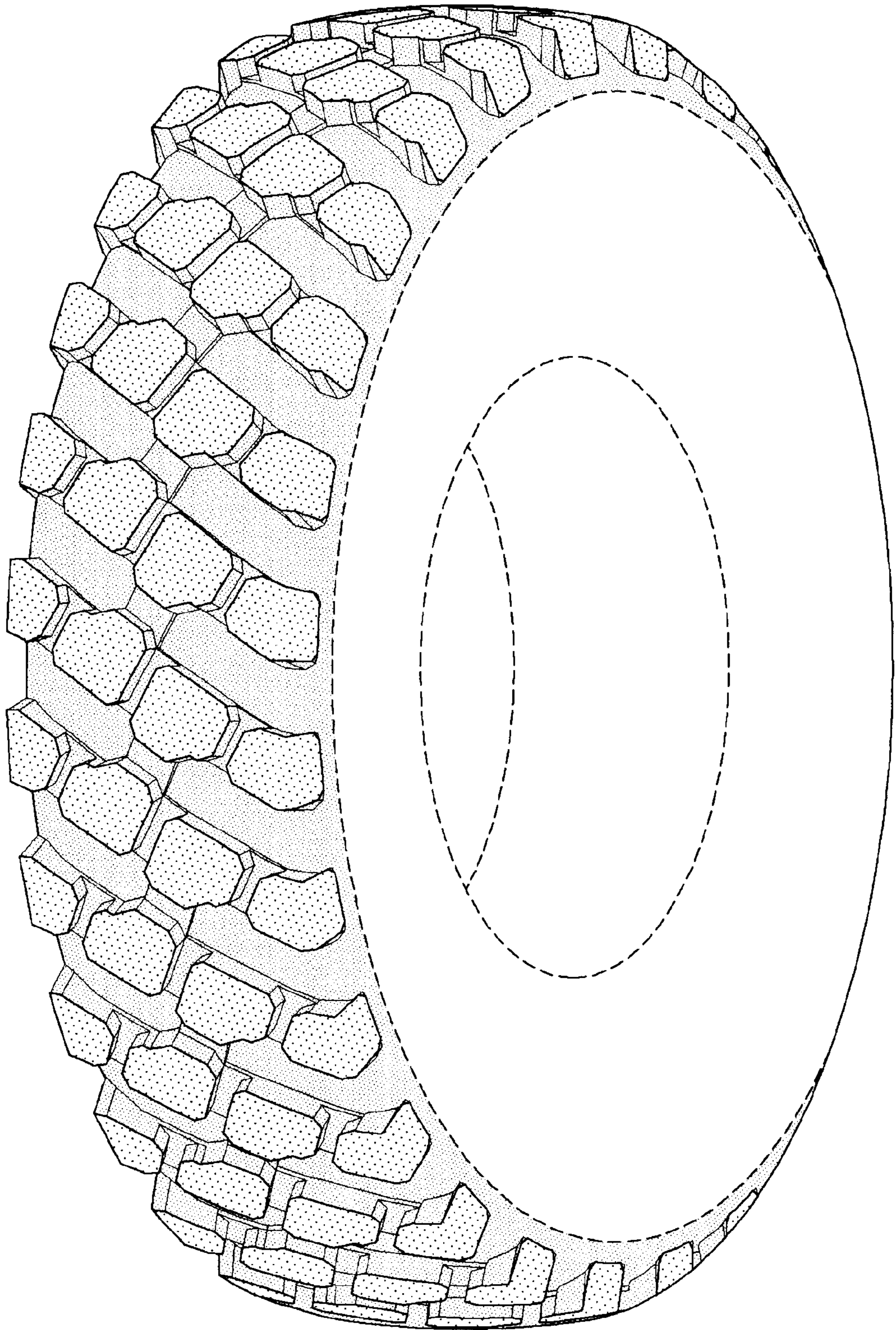


FIG-1

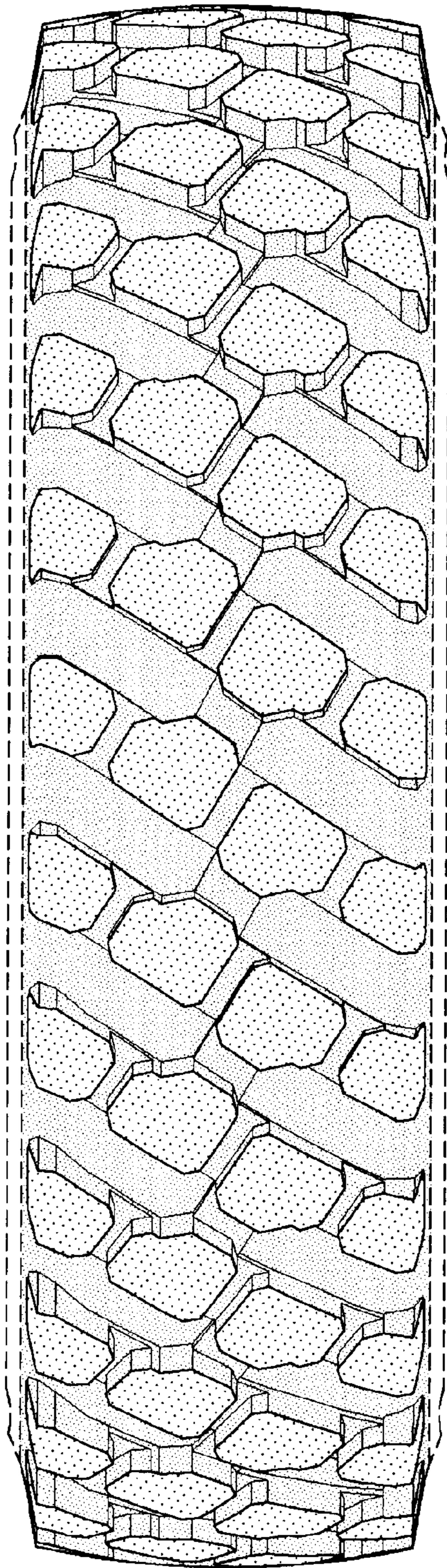


FIG-2

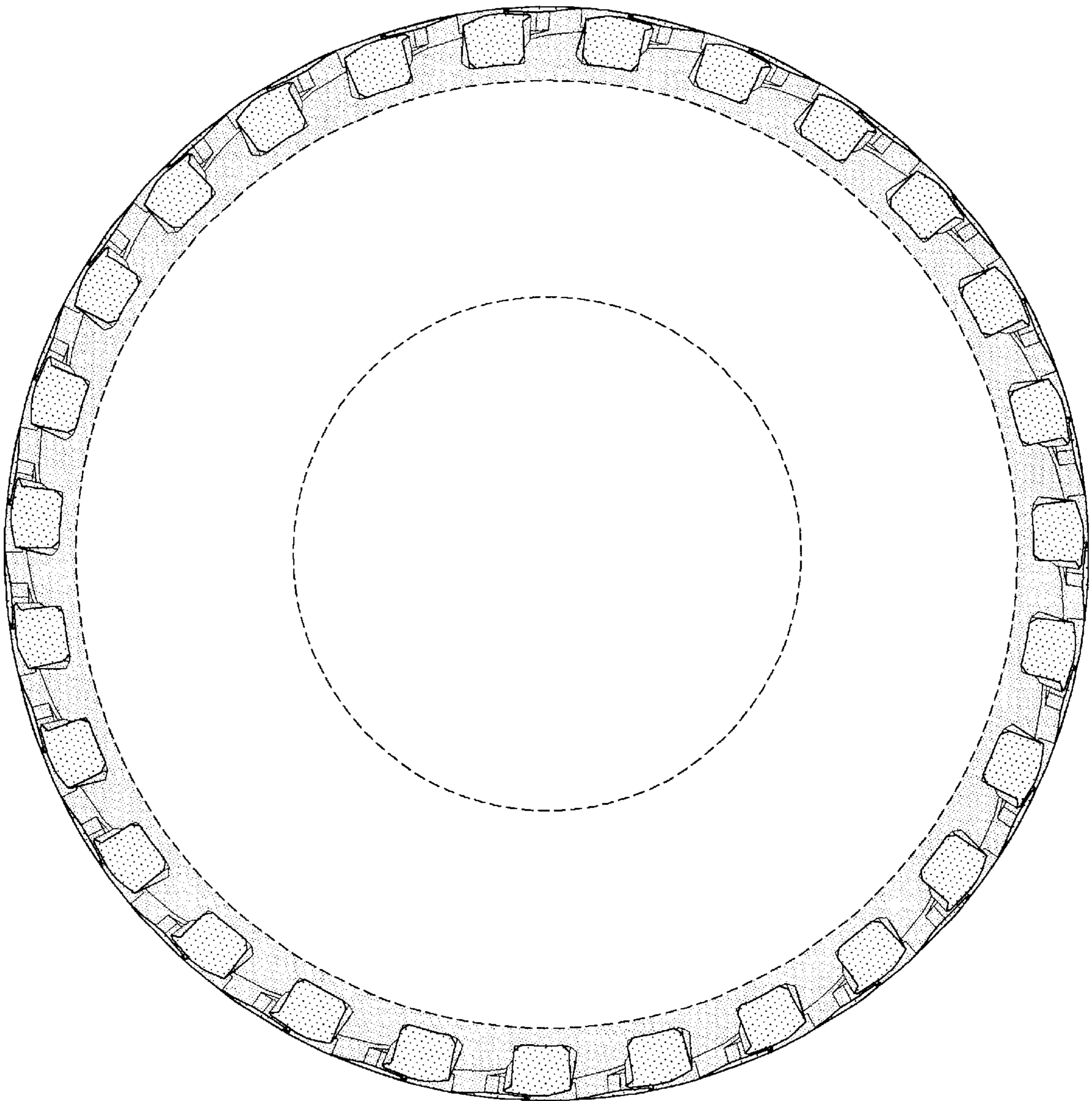


FIG-3

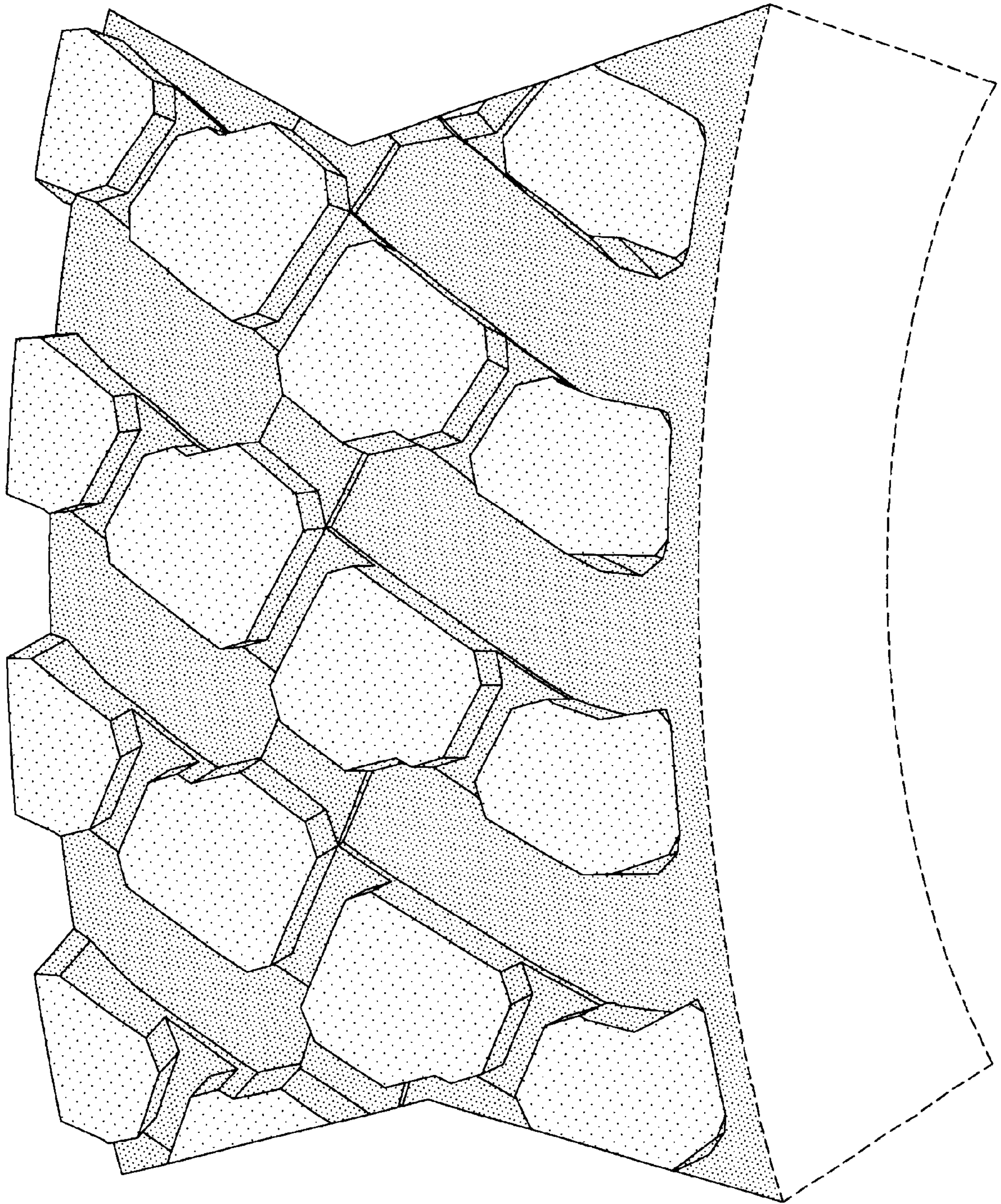


FIG-4