



US00D462648S

(12) **United States Design Patent** (10) **Patent No.:** **US D462,648 S**
Whetzel et al. (45) **Date of Patent:** **** Sep. 10, 2002**

(54) **TIRE TREAD**

D437,268 S 2/2001 Reid et al.

(75) Inventors: **Christopher L. Whetzel**, Stow, OH (US); **Yasuo Himuro**, Fachskawa (JP); **Richard J. Wright**, Wadsworth, OH (US)

(73) Assignee: **Bridgestone/Firestone North American Tire, LLC**, Nashville, TN (US)

(**) Term: **14 Years**

(21) Appl. No.: **29/146,063**

(22) Filed: **Aug. 2, 2001**

(51) **LOC (7) Cl.** **12-15**

(52) **U.S. Cl.** **D12/555**

(58) **Field of Search** D12/505, 519, D12/520, 521, 522, 523, 551, 552, 553, 554, 555, 586, 587, 588, 589, 590, 591; 152/209.1, 209.8, 209.9, 209.13, 209.18, 209.25, 209.28, 455

(56) **References Cited**

U.S. PATENT DOCUMENTS

D346,350 S	4/1994	Himuro et al.
D382,521 S	8/1997	Consolacion et al.
D396,676 S	8/1998	Croyle
D398,890 S	9/1998	Harpes et al.
D400,137 S	10/1998	Heinen et al.
D405,035 S	2/1999	Graas
D436,900 S	1/2001	Buresh et al.

OTHER PUBLICATIONS

Continental/Tag Sportiva Metric Tire, 2000 Tread Design Guide, Jan. 2000, p. 21. 3/1.*
Goodyear Eagle Ultra Grip GW-2 Tire, 2000 Tread Design Guide, Jan. 2000, p. 34. 2/5.*

* cited by examiner

Primary Examiner—Robert M. Spear

(74) *Attorney, Agent, or Firm*—Thomas R. Kingsbury; Michael Sand

(57) **CLAIM**

The ornamental design for a tire tread, as shown and described.

DESCRIPTION

FIG. 1 is a side perspective view of a tire tread showing our new design, it being understood that the tread pattern is repeated throughout the circumference of the tire tread, the opposite side being the same as that shown;

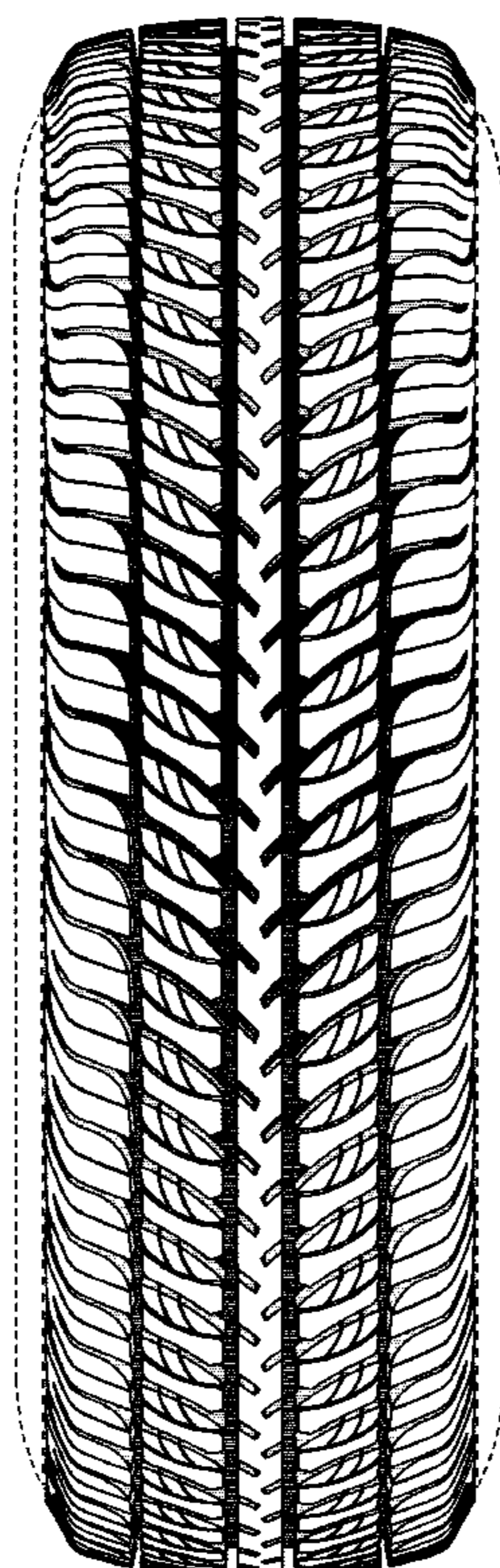
FIG. 2 is a front elevational view thereof;

FIG. 3 is a side elevational view of the right side thereof, the opposite side being a mirror image thereof; and,

FIG. 4 is an enlarged fragmentary side perspective view thereof.

The broken lines defining the tire sidewall and inner bead and the peripheral boundary between the tire tread and sidewall are for illustrative purposes only and form no part of the claimed design.

1 Claim, 4 Drawing Sheets



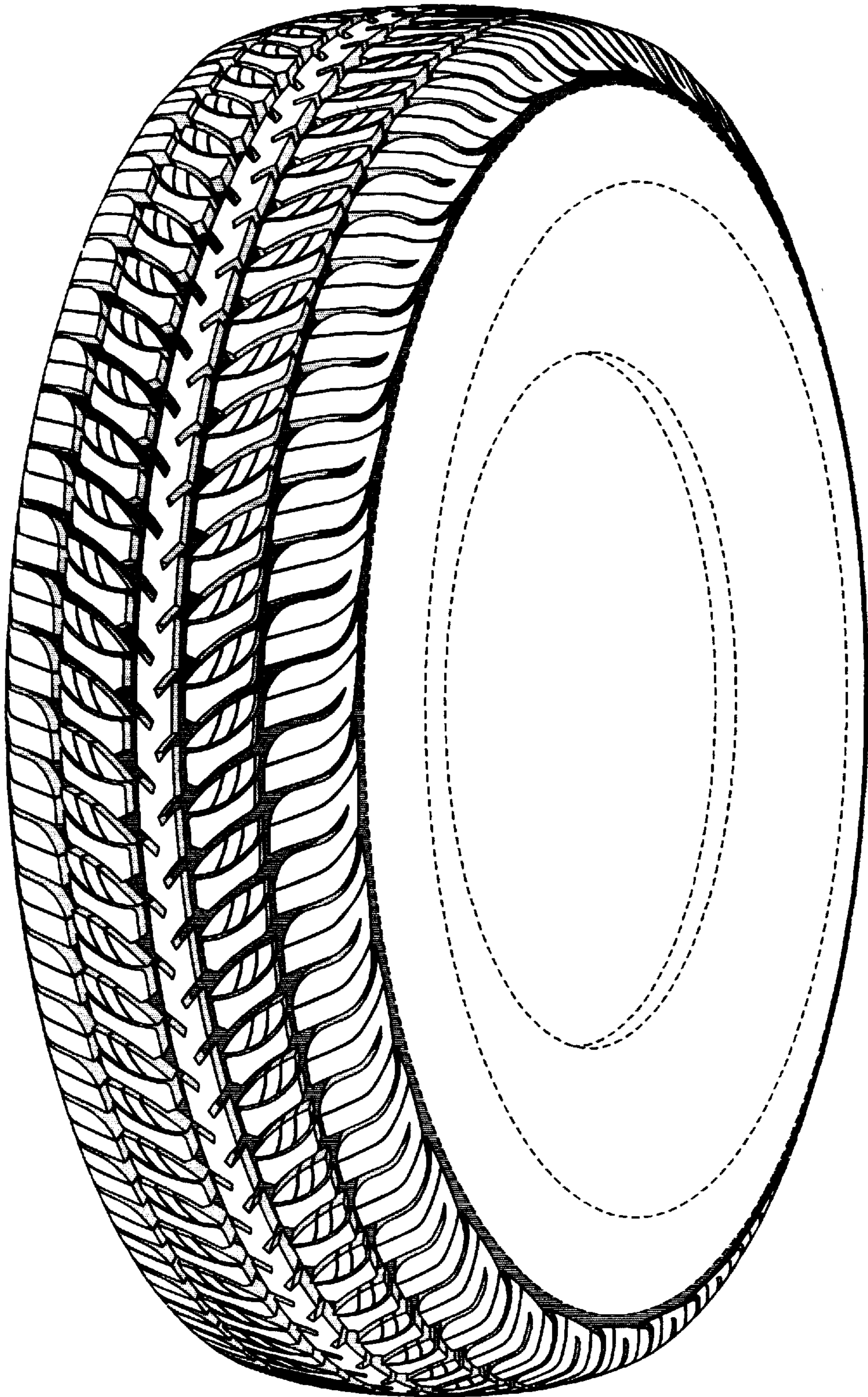


FIG-1

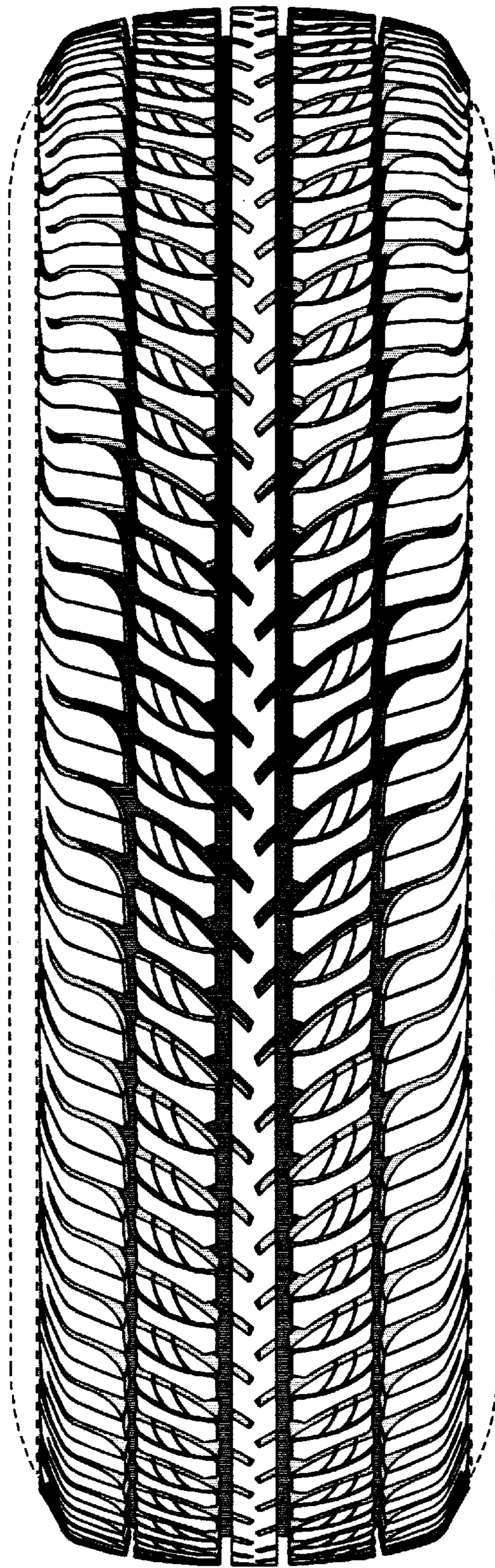


FIG-2

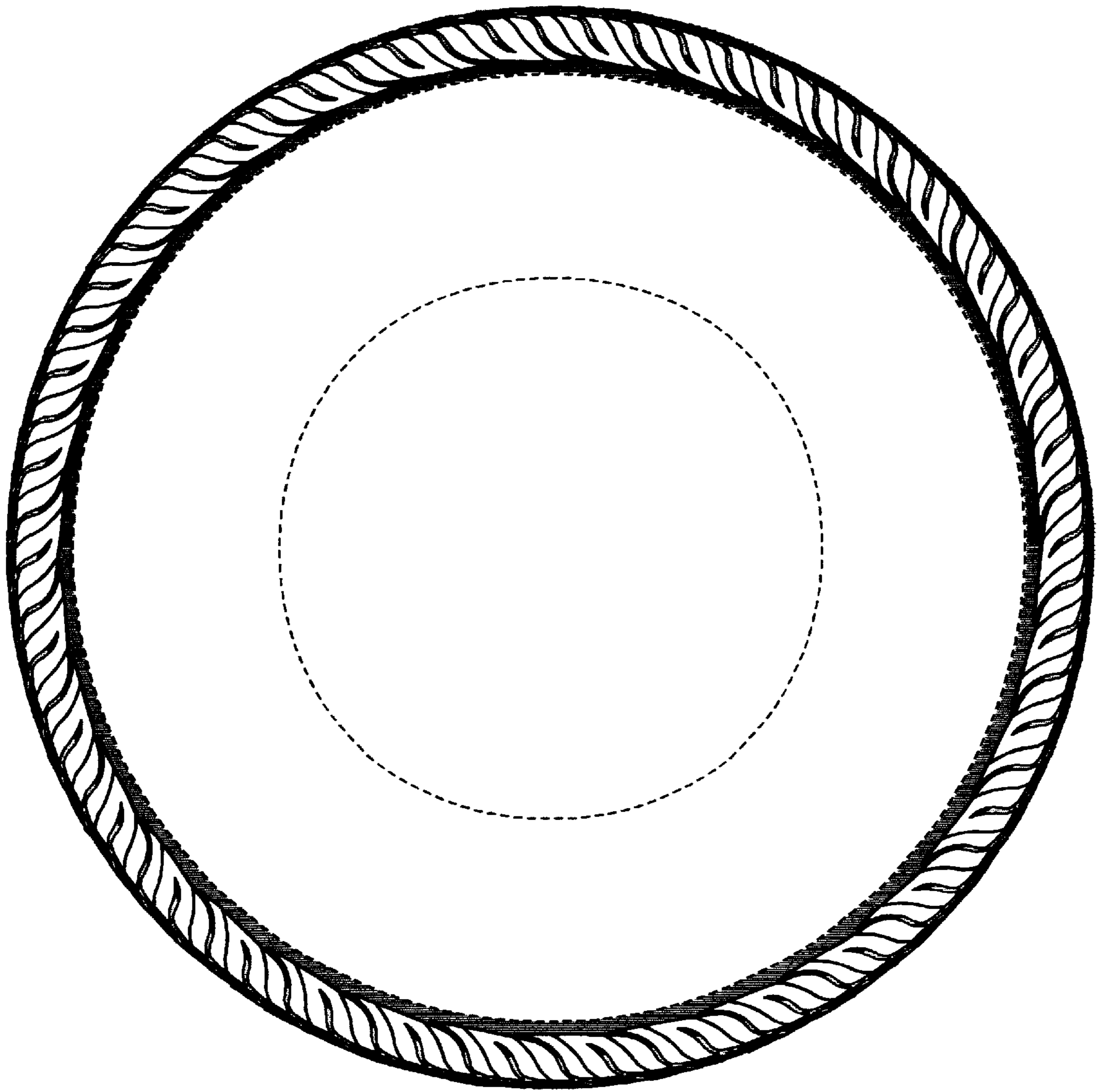


FIG-3

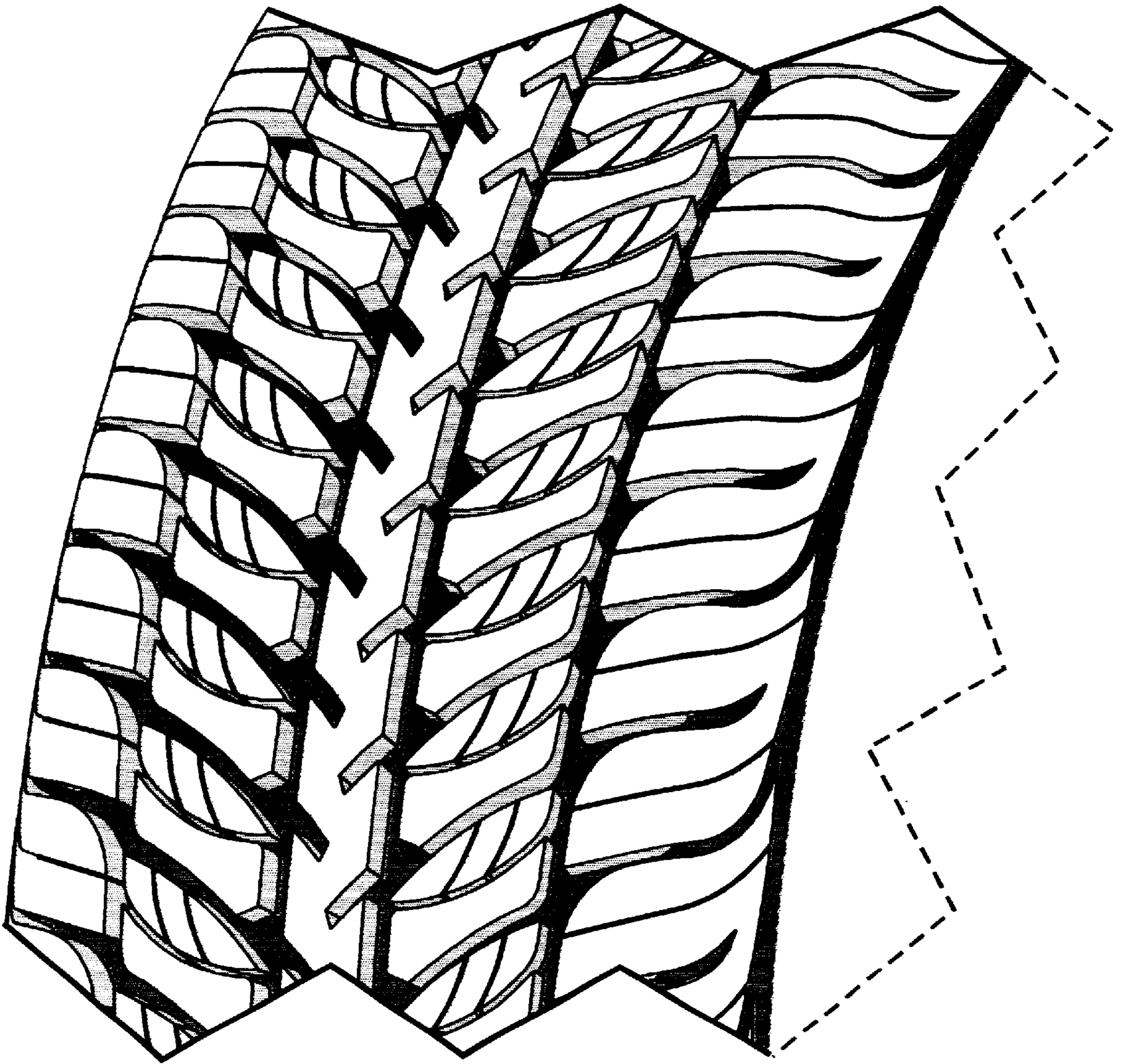


FIG-4