



US00D462637S

(12) **United States Design Patent**
Guenot et al.

(10) **Patent No.:** **US D462,637 S**

(45) **Date of Patent:** **** Sep. 10, 2002**

(54) **VASE**
(75) **Inventors:** **Jean-Charles Guenot**, Levallois-Perret (FR); **Jacqueline Guenot**, Levallois-Perret (FR)

(73) **Assignee:** **Sarl Carre d'Art**, Paris (FR)

(**) **Term:** **14 Years**

(21) **Appl. No.:** **29/144,697**

(22) **Filed:** **Jul. 9, 2001**

(51) **LOC (7) Cl.** **11-02**

(52) **U.S. Cl.** **D11/152; D11/149**

(58) **Field of Search** D11/143, 144, D11/149, 152, 153; 47/41.01, 41.12, 41.15; 206/423; 248/27.8; 215/228; D9/337, 539, 549, 551; D24/118, 122; 220/212

(56) **References Cited**

U.S. PATENT DOCUMENTS

- D114,921 S * 5/1939 Eliot D9/337
- 2,811,968 A * 11/1957 Hyatt D24/118
- D304,546 S * 11/1989 Cattach D24/118
- D330,427 S * 10/1992 Meijer D24/118
- D342,677 S * 12/1993 Cazaudehore D9/551
- D358,468 S * 5/1995 Howard D24/122

- D399,430 S * 10/1998 Ramsey D9/551
- D449,224 S * 10/2001 Kaufman D9/549

* cited by examiner

Primary Examiner—Doris V. Coles

Assistant Examiner—Mimosa De

(74) *Attorney, Agent, or Firm*—Scully, Scott, Murphy & Presser

(57) **CLAIM**

The ornamental design for a vase, as shown and described.

DESCRIPTION

FIG. 1 illustrates a perspective view of the vase showing our new and ornamental design;

FIG. 2 illustrates a front view of the embodiment shown in FIG. 1; the rear view being a mirror-image thereof;

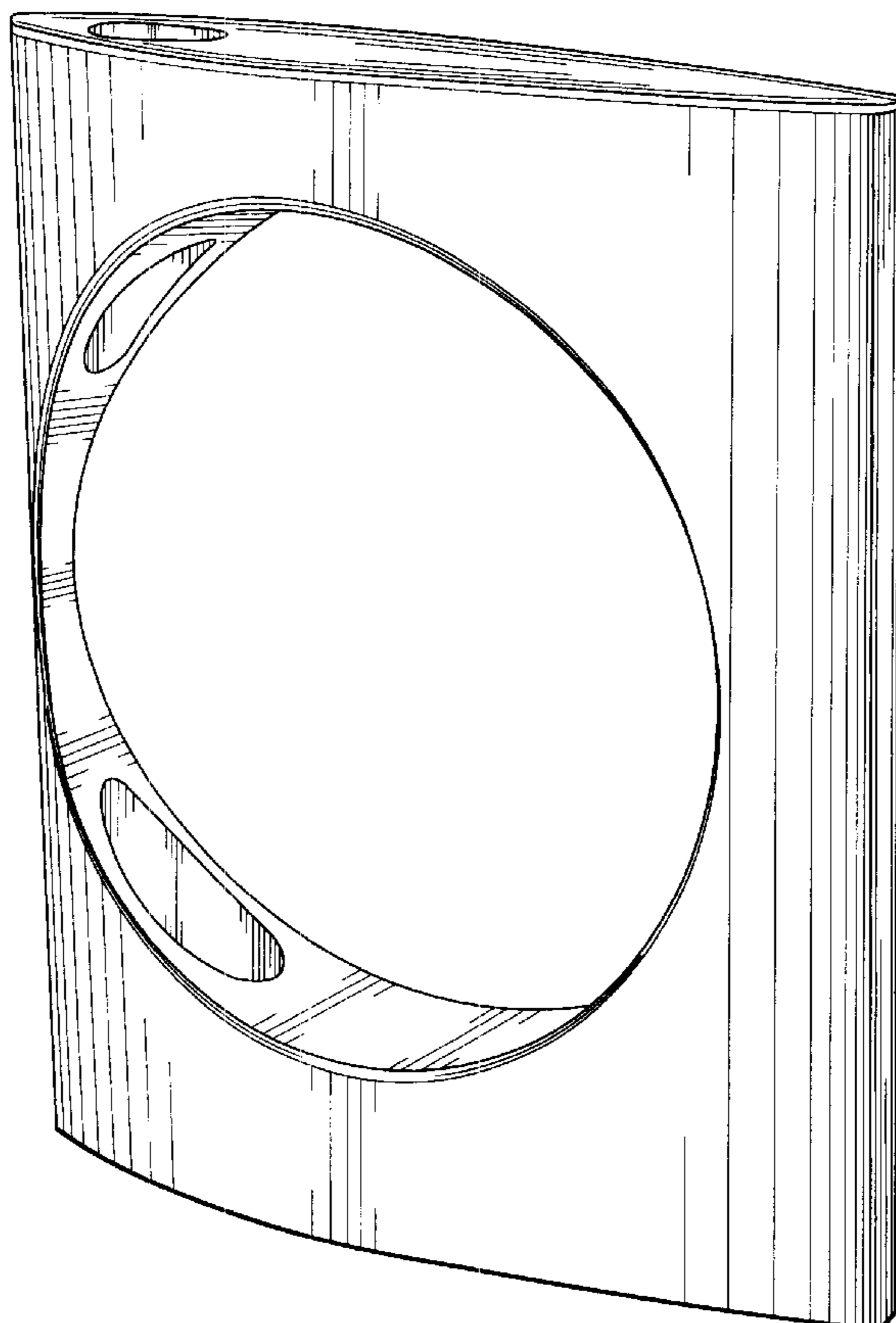
FIG. 3 illustrates a top plan view of the embodiment shown in FIG. 1;

FIG. 4 illustrates a bottom plan view of the embodiment shown in FIG. 1;

FIG. 5 illustrates a right side view of the embodiment shown in FIG. 1; and,

FIG. 6 illustrates a left side view of the embodiment shown in FIG. 1.

1 Claim, 3 Drawing Sheets



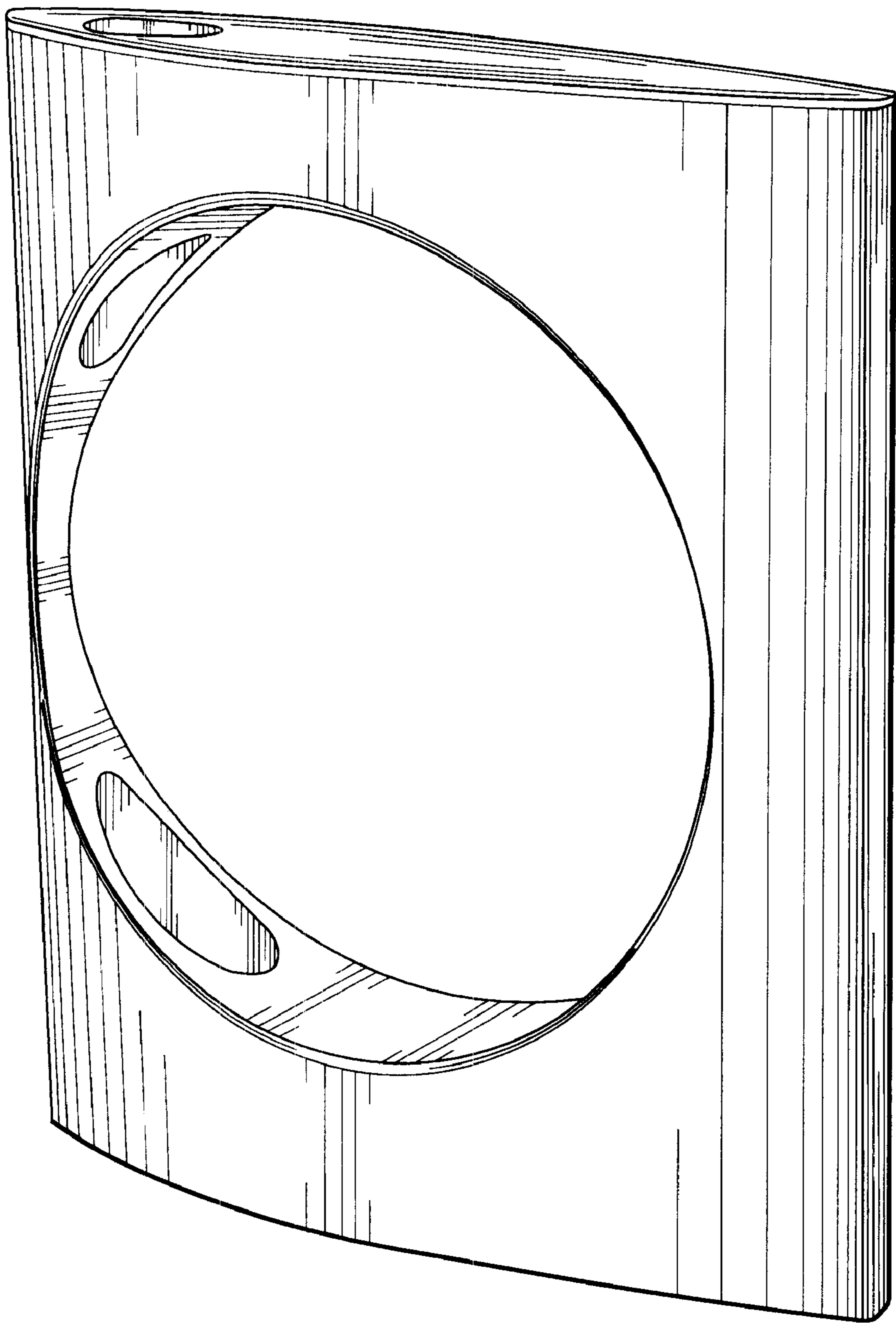


FIG. 1

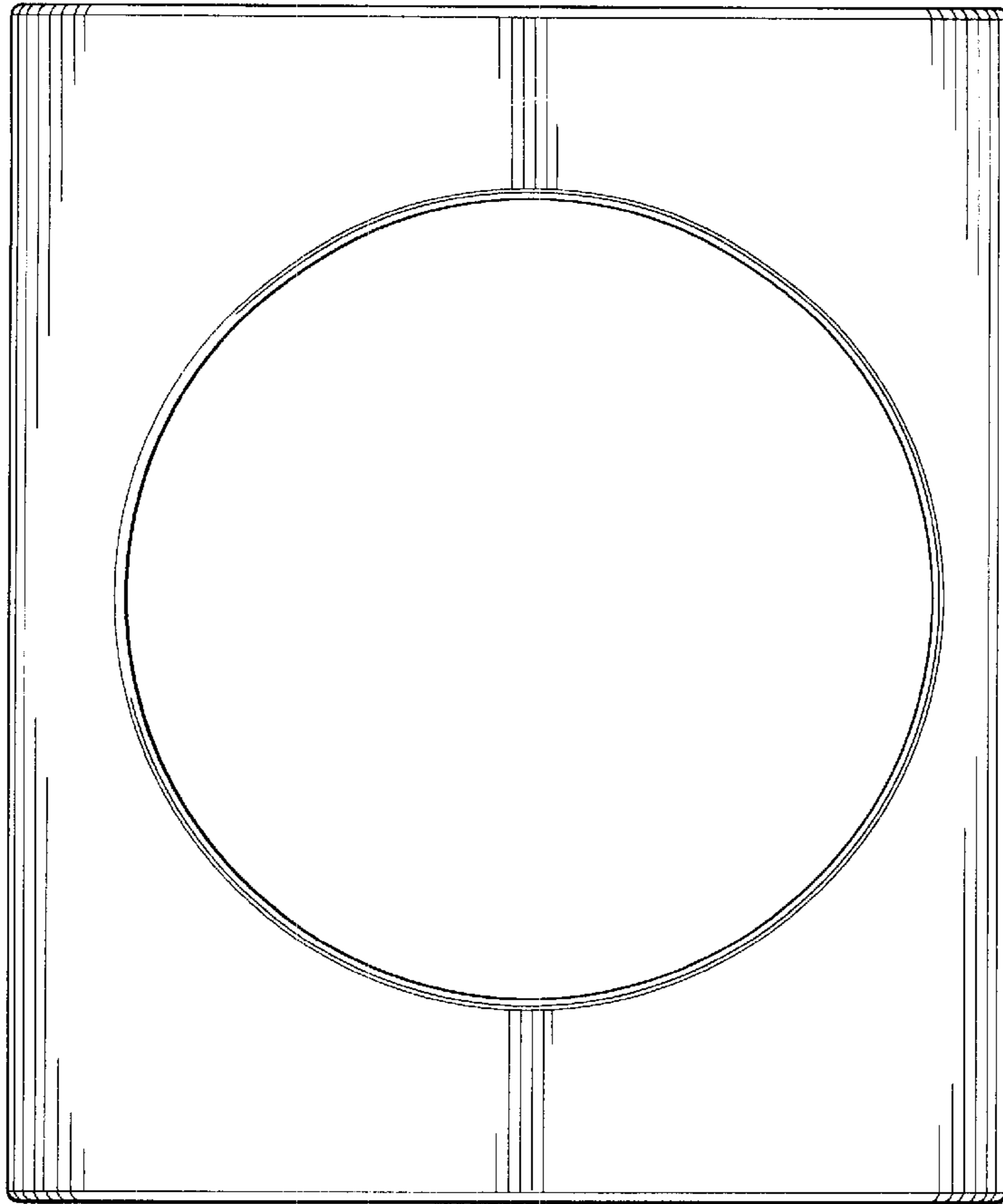


FIG. 2

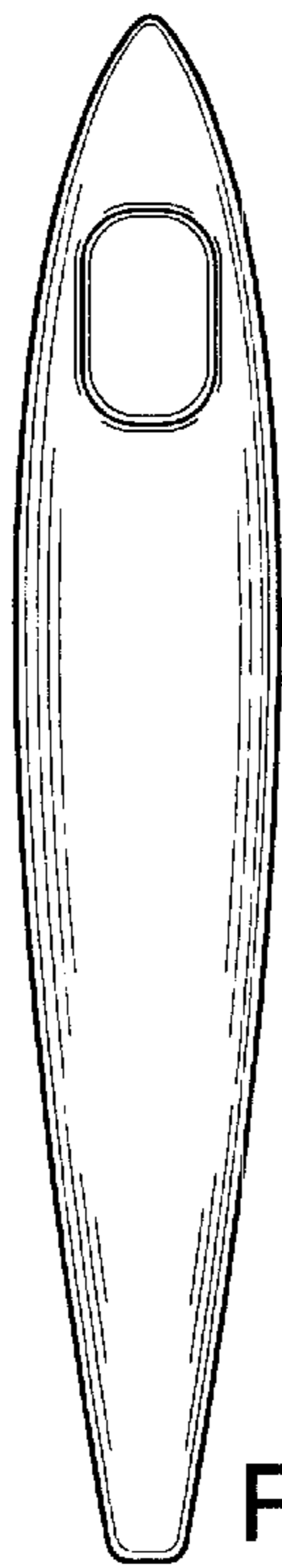


FIG. 3



FIG. 4

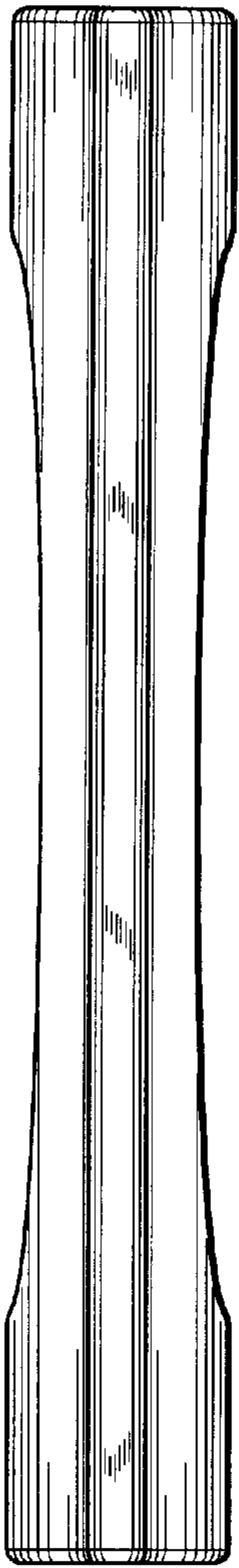


FIG. 5

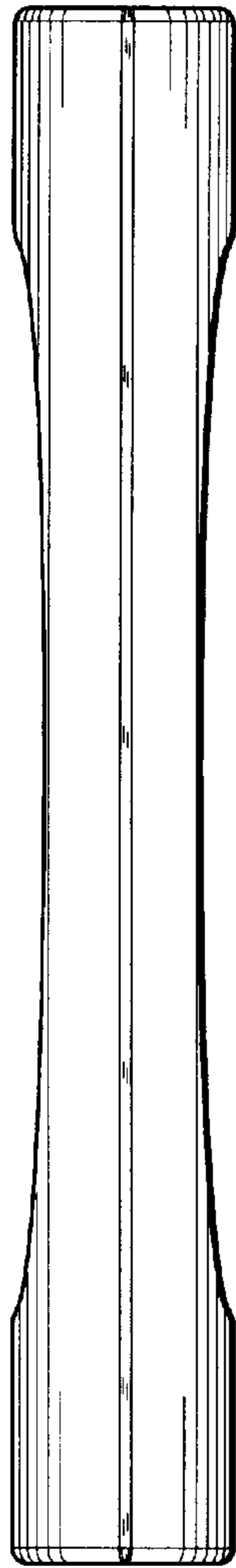


FIG. 6