



US00D462624S

(12) **United States Design Patent** (10) **Patent No.:** **US D462,624 S**  
**Sun** (45) **Date of Patent:** **\*\* Sep. 10, 2002**

(54) **WRIST WATCH**

(76) Inventor: **Koony Sun**, 11351 Caravel Court,  
Richmond, B.C. (CA), V7E 4L2

(\*\*) Term: **14 Years**

(21) Appl. No.: **29/138,004**

(22) Filed: **Mar. 3, 2001**

(51) **LOC (7) Cl.** ..... **10-02**

(52) **U.S. Cl.** ..... **D10/33**

(58) **Field of Search** ..... D10/30-39, 122-132;  
368/281-282, 276-277, 285

(56) **References Cited**

**U.S. PATENT DOCUMENTS**

D134,501 S	*	12/1942	Boehmer	.....	D10/6
D349,244 S	*	8/1994	Hersch	.....	D10/33
D365,523 S	*	12/1995	Schena	.....	D10/6
D397,041 S	*	8/1998	Abels	.....	D10/6
D407,322 S	*	3/1999	Kuo	.....	D10/6
D408,746 S	*	4/1999	Jorss	.....	D10/33

\* cited by examiner

*Primary Examiner*—Nelson C. Holtje

(57) **CLAIM**

The ornamental design for a wrist watch, as shown and described.

**DESCRIPTION**

FIG. 1 is a top elevational view of wrist watch showing my new design. Any broken line illustration of enviromental structure in the drawing is not part of the design sought to be patented.

FIG. 2 is a bottom plan view thereof.

FIG. 3 is a left side view thereof, the right side view is a mirrorimage of the left side.

FIG. 4 is a front side view thereof.

FIG. 5 is a rear plan view thereof.

FIG. 6 is a top elevational view of a modified form of my new ornamental design of wrist watch or the like. Any broken line illustration of enviromental structure in the drawing is not part of the design sought to be patented.

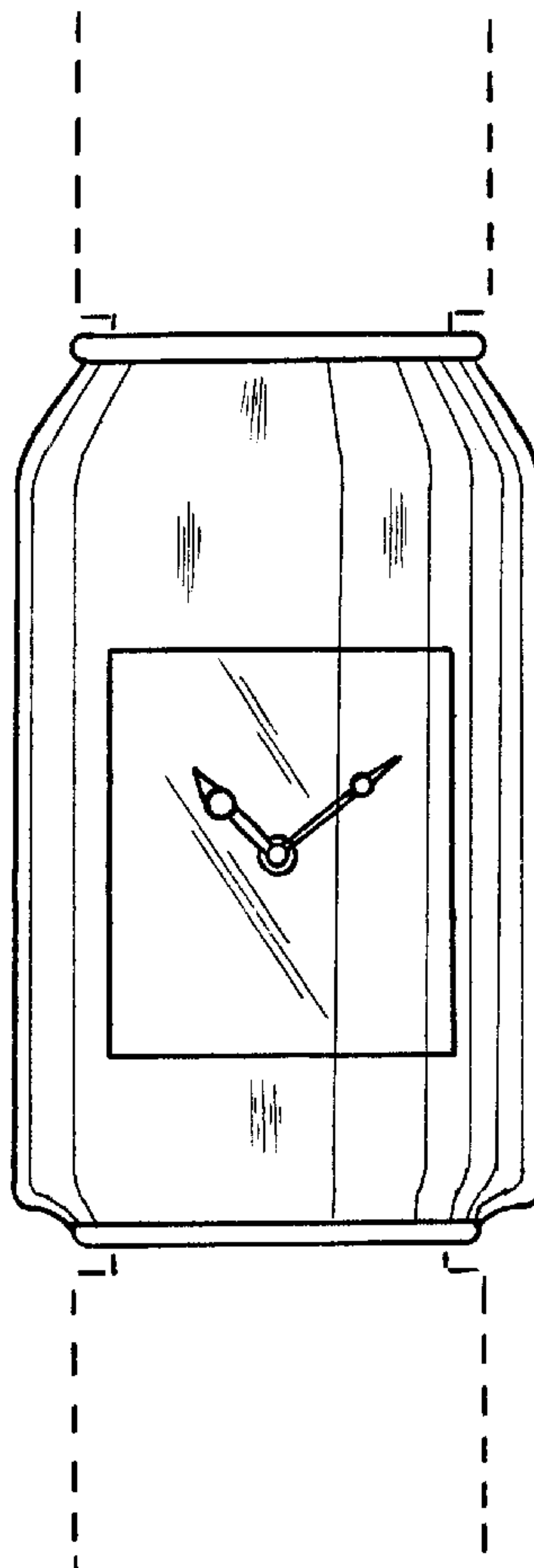
FIG. 7 is a bottom plan view thereof.

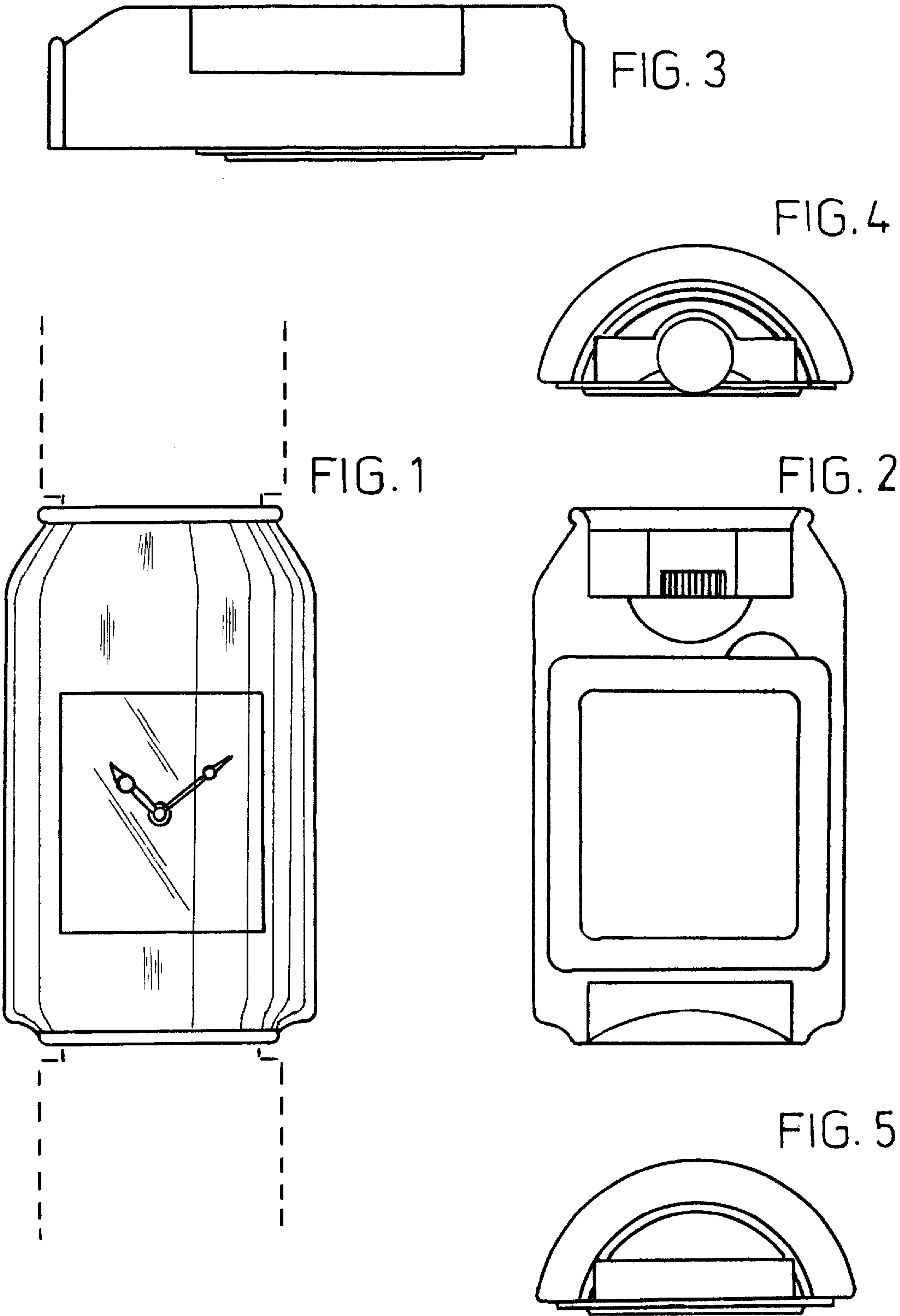
FIG. 8 is a left side view thereof, the right side view is a mirrorimage of the left side.

FIG. 9 is a front side view thereof; and,

FIG. 10 is a rear plan view.

**1 Claim, 2 Drawing Sheets**








FIG. 8

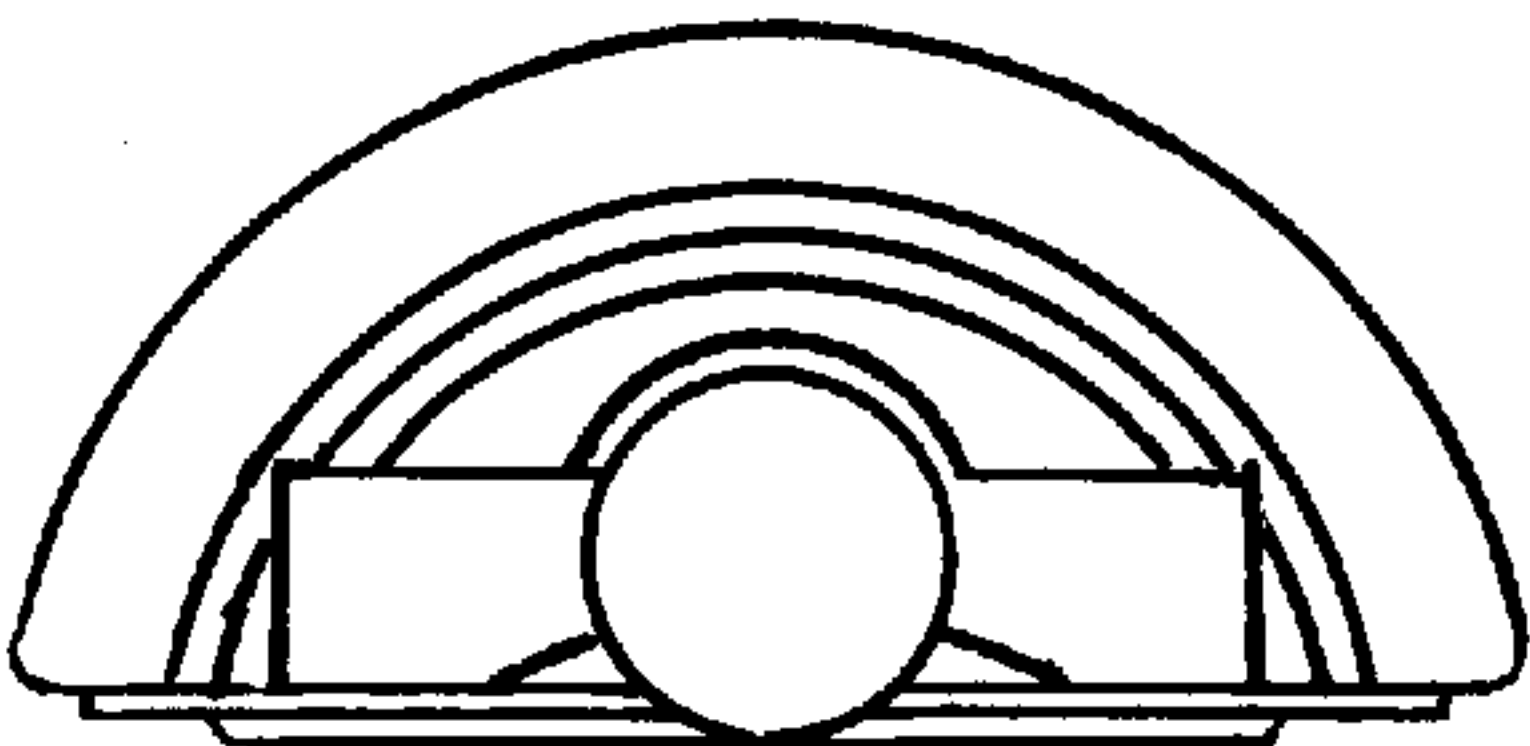


FIG. 9

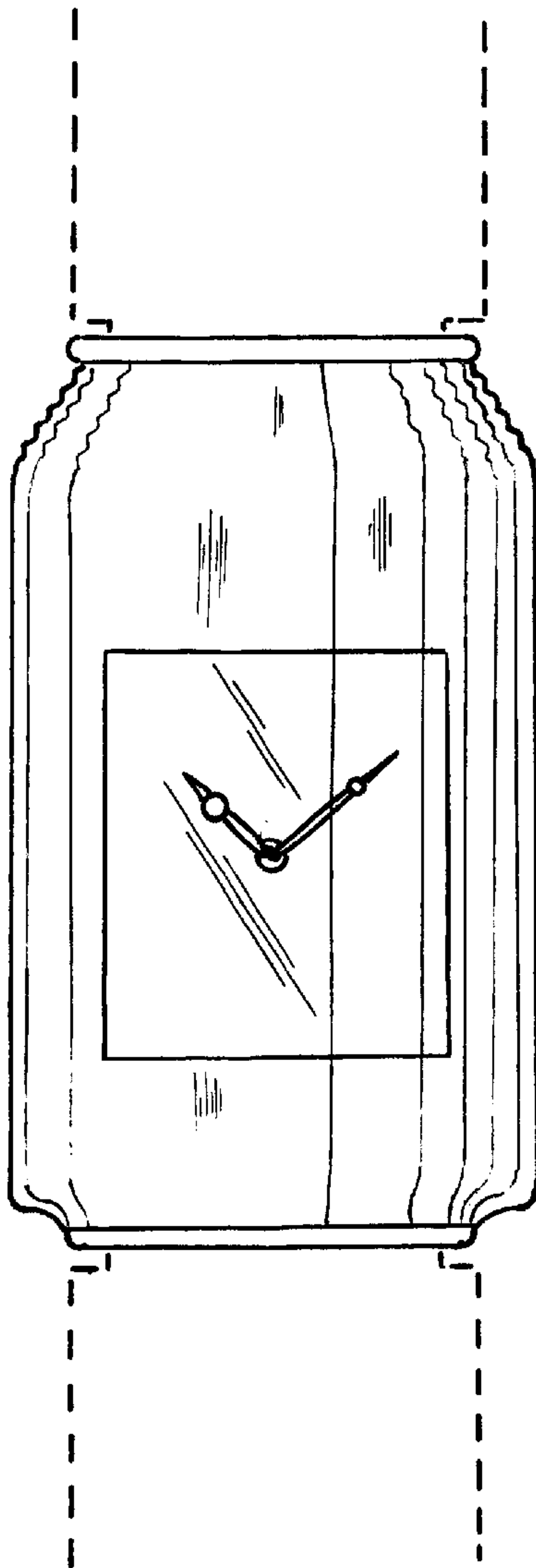


FIG. 6

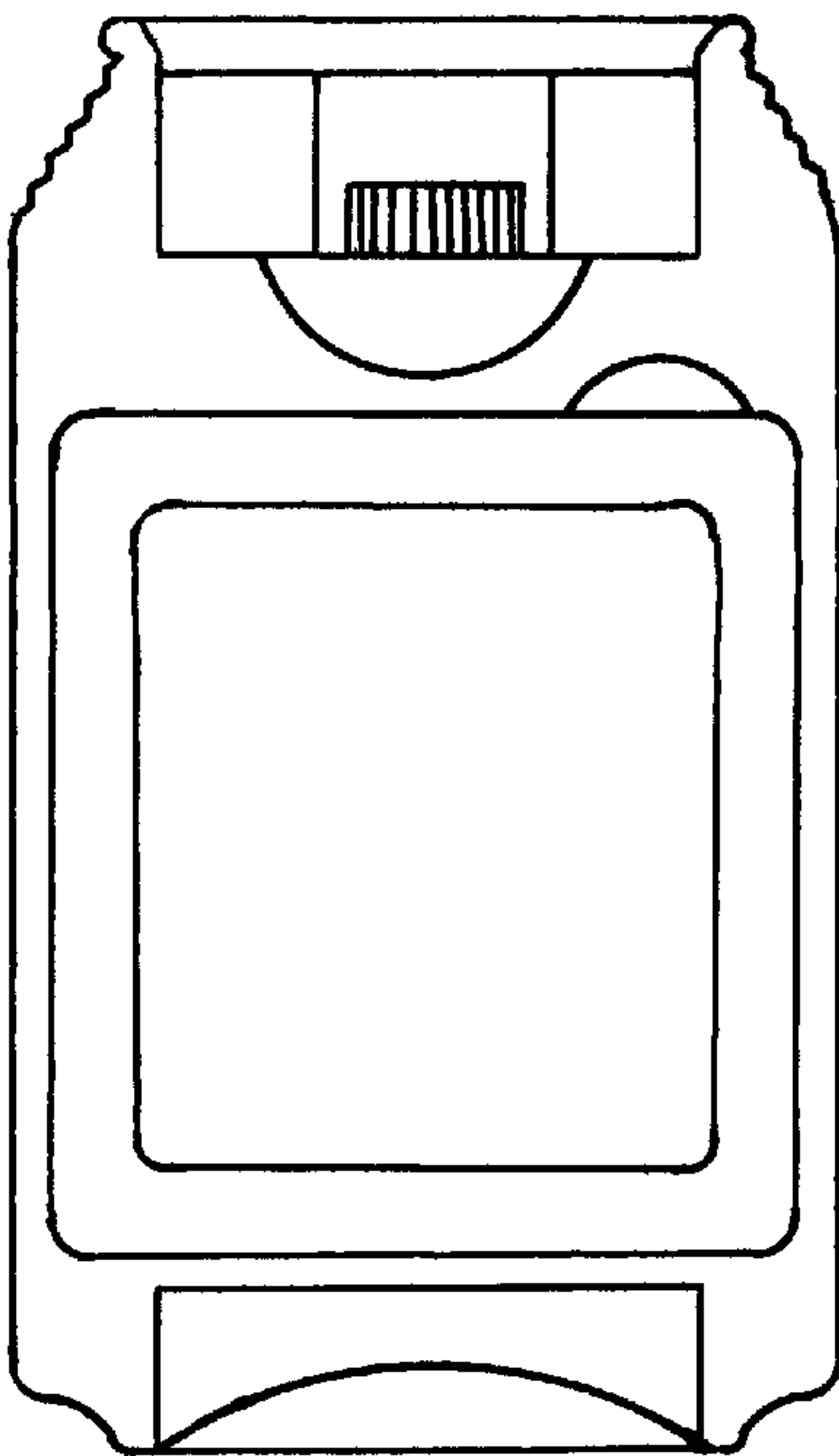


FIG. 7



FIG. 10