



US00D462621S

(12) **United States Design Patent**  
**DeKoning et al.**

(10) **Patent No.:** **US D462,621 S**

(45) **Date of Patent:** **\*\* Sep. 10, 2002**

(54) **LIQUID DISPENSER BOTTLE**

(75) Inventors: **Paul W. DeKoning**, Portland, OR (US);  
**Dana Reinisch**, Portland, OR (US);  
**I-Chiang Sun**, Portland, OR (US)

(73) Assignee: **The Dial Corporation**, Scottsdale, AZ  
(US)

(\*\*) Term: **14 Years**

(21) Appl. No.: **29/121,663**

(22) Filed: **Apr. 10, 2000**

(51) **LOC (7) Cl.** ..... **09-01**

(52) **U.S. Cl.** ..... **D9/560**

(58) **Field of Search** ..... D9/434, 516, 523,  
D9/560, 547, 524; 215/380, 385; 222/185.1

(56) **References Cited**

**U.S. PATENT DOCUMENTS**

D322,396 S \* 12/1991 Cochran ..... D9/523  
D326,007 S \* 5/1992 Gilchrist ..... D32/43  
D331,516 S \* 12/1992 Waring ..... D6/545

D332,544 S 1/1993 Steiner et al.  
D339,022 S \* 9/1993 McGinnis ..... D7/306  
D342,176 S \* 12/1993 Steiner et al. .... D9/545  
D373,532 S \* 9/1996 Miller ..... D9/520  
D382,204 S \* 8/1997 Beaver ..... D9/523

\* cited by examiner

*Primary Examiner*—Ted Shooman

*Assistant Examiner*—Selina Sikder

(74) *Attorney, Agent, or Firm*—Snell & Wilmer LLP

(57) **CLAIM**

The ornamental design for the liquid dispenser bottle, as shown.

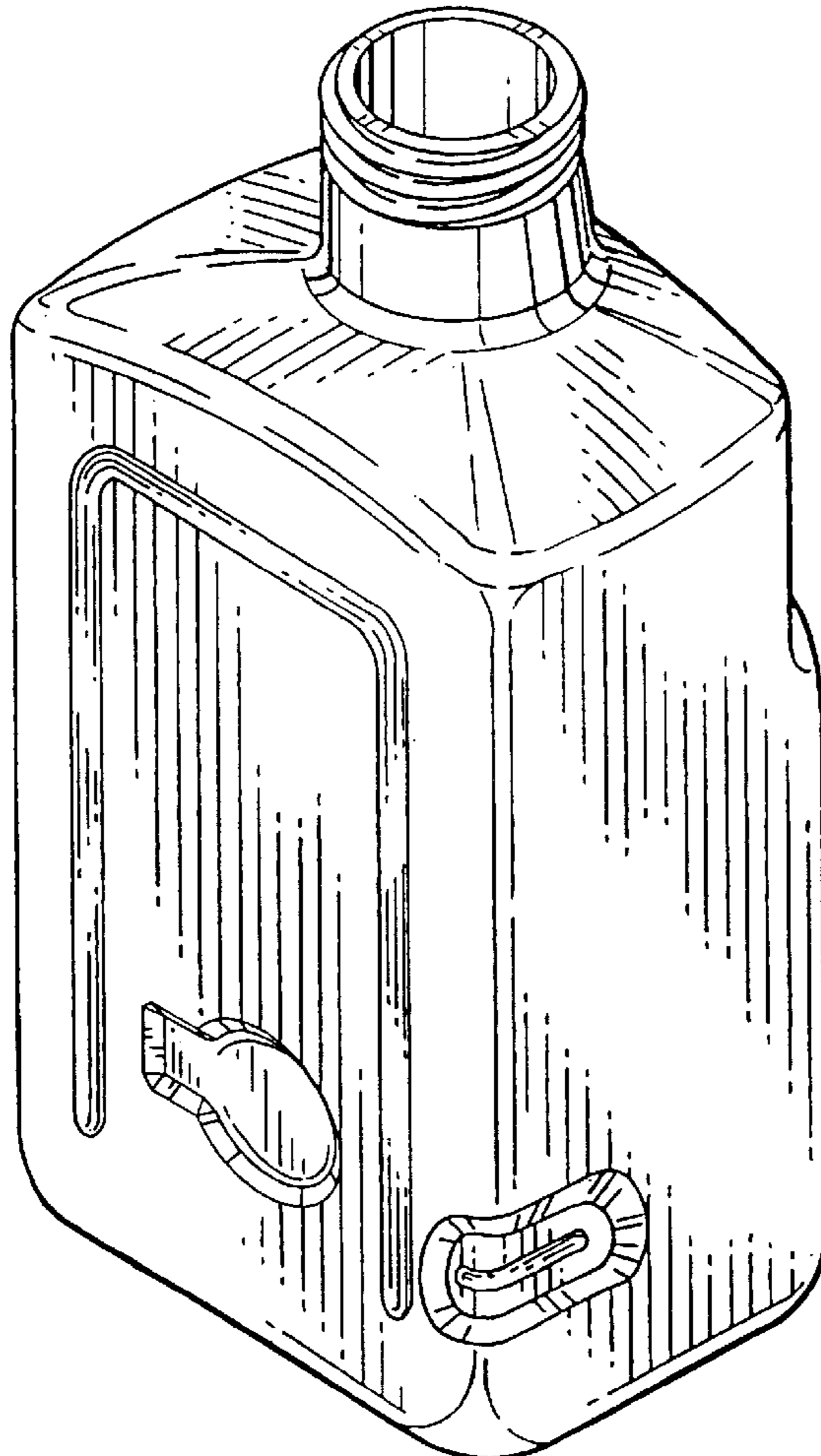
**DESCRIPTION**

FIG. 1 is a top perspective view of a liquid dispenser bottle showing our new design;

FIG. 2 is a front plan view of a liquid dispenser bottle of FIG. 1; and,

FIG. 3 is a top plan view of the liquid dispenser bottle of FIG. 1.

**1 Claim, 3 Drawing Sheets**



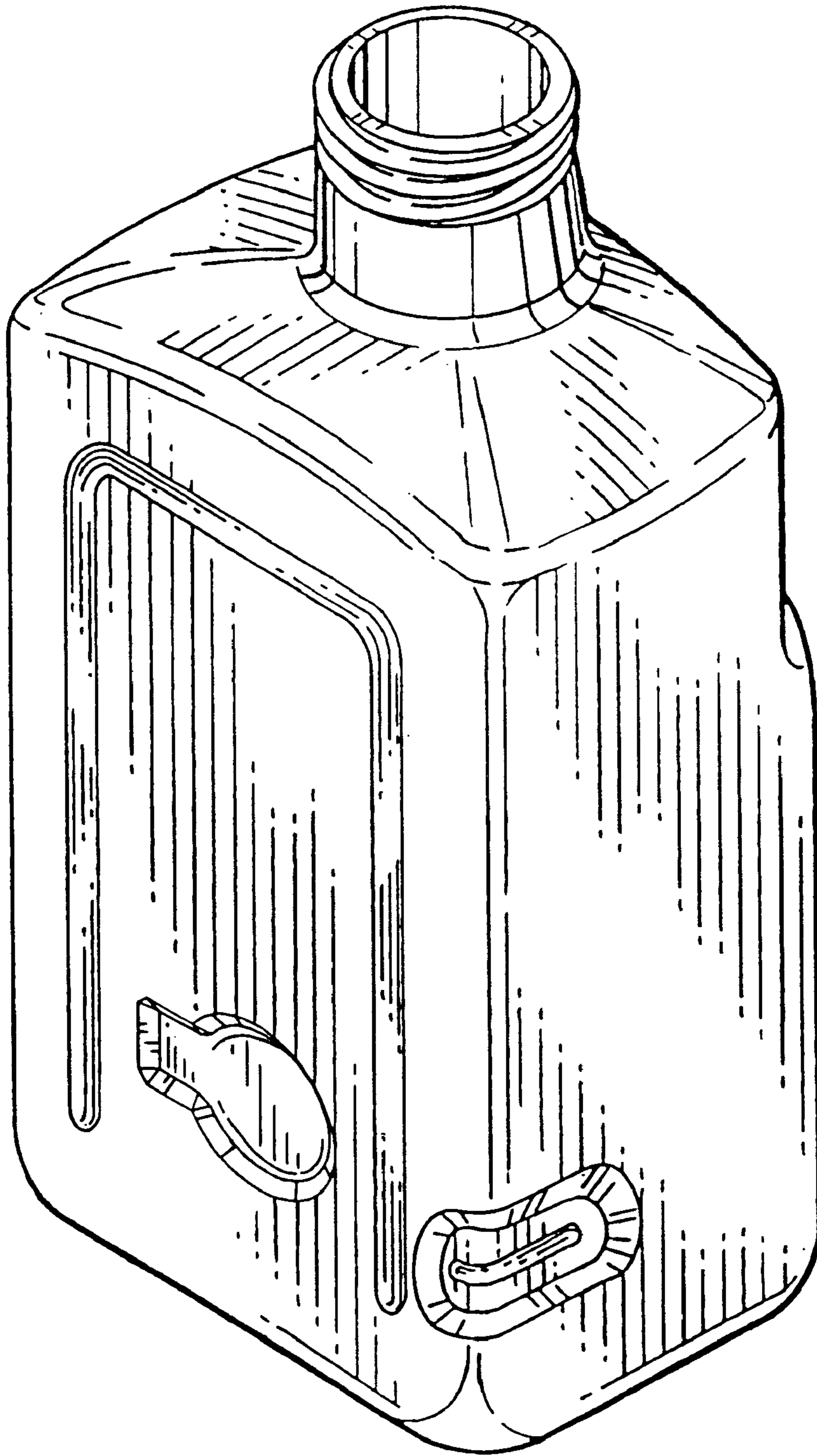


FIG. 1.

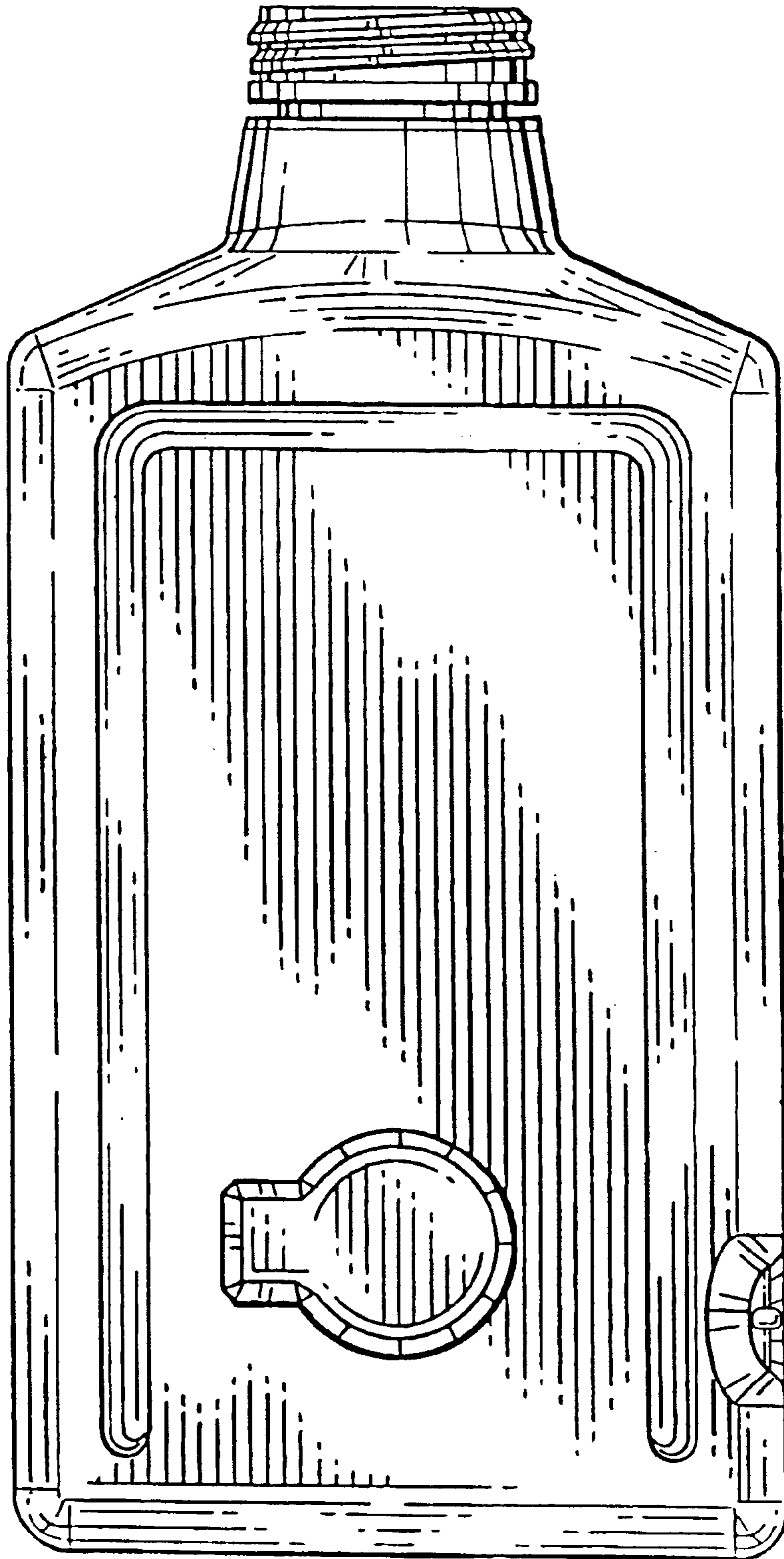


FIG. 2.

**FIG. 3**

