



US00D462618S

(12) **United States Design Patent**
Meeker et al.

(10) **Patent No.:** **US D462,618 S**

(45) **Date of Patent:** **** Sep. 10, 2002**

(54) **BOTTLE**

(75) Inventors: **Shane Edwin Meeker**, Maineville, OH (US); **Timothy Frederik Thomas Perry**, London (GB); **David William Schuller**, Dayton, OH (US)

(73) Assignee: **The Procter & Gamble Company**, Cincinnati, OH (US)

(**) Term: **14 Years**

(21) Appl. No.: **29/154,001**

(22) Filed: **Jan. 15, 2002**

Related U.S. Application Data

(62) Division of application No. 29/141,037, filed on Apr. 26, 2001.

(51) **LOC (7) Cl.** **09-01**

(52) **U.S. Cl.** **D9/530; D9/549**

(58) **Field of Search** D9/300, 500, 503, D9/504, 505, 516, 529, 530, 537, 539, 540, 549, 552, 555, 557, 558, 571, 572, 575; 215/381-385, 396, 398, 6; D24/197, 199

(56) **References Cited**

U.S. PATENT DOCUMENTS

D196,815 S	11/1963	Campbell
3,118,573 A	1/1964	Johnson
D201,220 S	5/1965	Lorenzen
D207,430 S	4/1967	Shepler
D207,510 S	4/1967	Roberts
D212,842 S	12/1968	Coons
3,760,968 A	9/1973	Amberg et al.
D234,249 S	2/1975	Holzaepfel

D234,250 S	2/1975	Holzaepfel
D250,170 S	11/1978	Strand
D281,397 S	11/1985	Dearing
D317,123 S	5/1991	Colani
5,052,567 A	10/1991	Colani
D347,792 S	6/1994	D'Amico
D356,505 S	3/1995	Gonda et al.
D391,853 S	3/1998	Green et al.
D399,431 S	10/1998	Baschmakoff
D404,310 S	1/1999	Martin
D412,281 S	7/1999	Lindsay et al.
D423,942 S	5/2000	Markey et al.

OTHER PUBLICATIONS

Land O'Lakes Inc., "Land O'Lakes Grip'n Go Milk Bottle", Trademarked as "The Grip", advertisement 2000 Land O'Lakes, Inc.*

* cited by examiner

Primary Examiner—Ted Shooman

Assistant Examiner—Carol Rademaker

(74) *Attorney, Agent, or Firm*—Peter D. Meyer

(57) **CLAIM**

The ornamental design for a bottle, as shown and described.

DESCRIPTION

FIG. 1 is a front elevational view of a bottle, embodying our new design;

FIG. 2 is a rear elevational view thereof;

FIG. 3 is a top planar view thereof;

FIG. 4 is a left-side elevational view thereof, the right side being a mirror image thereof; and,

FIG. 5 is a bottom planar view thereof.

The broken line showing in FIGS. 1-5 is for illustrative purposes only and forms no part of the claimed design.

1 Claim, 2 Drawing Sheets

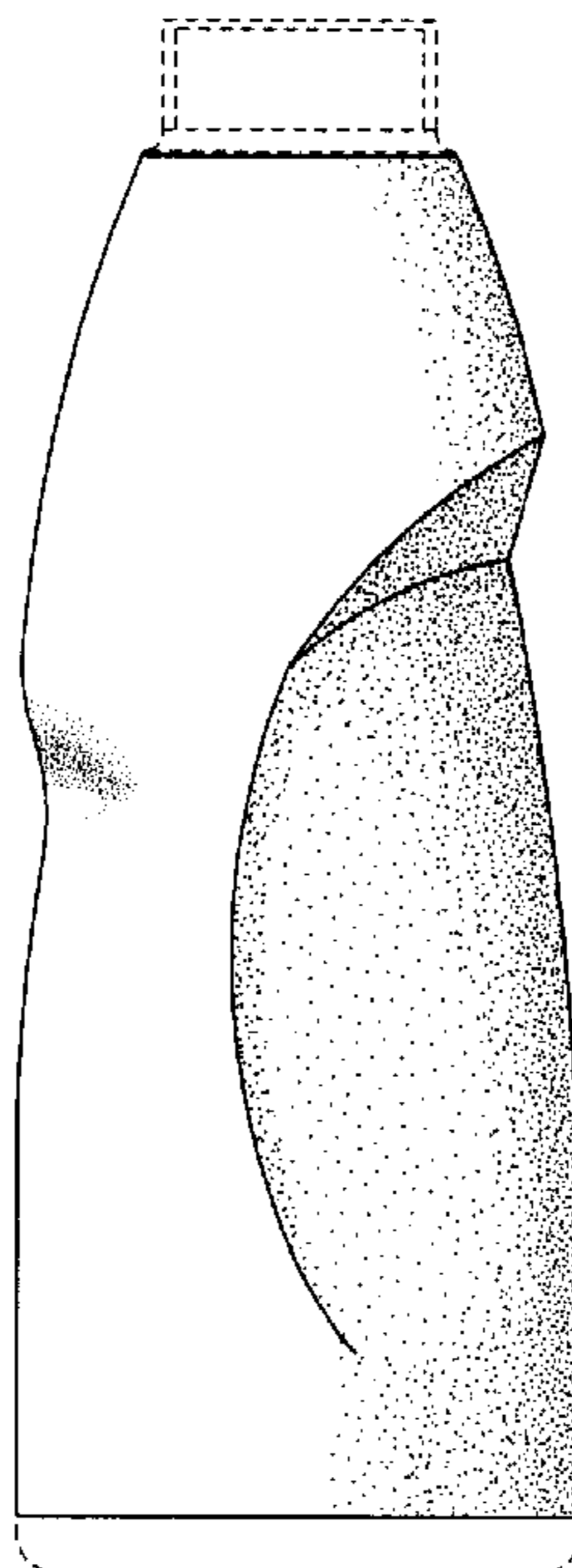


Fig. 1

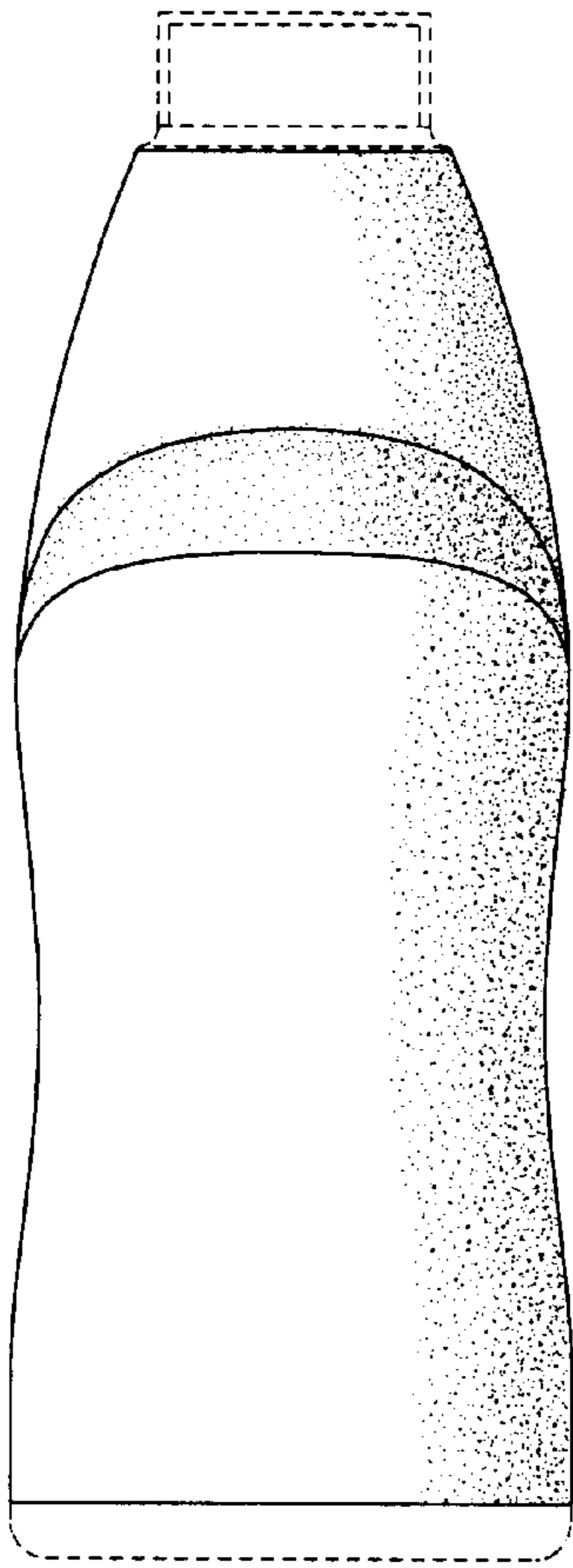


Fig. 2

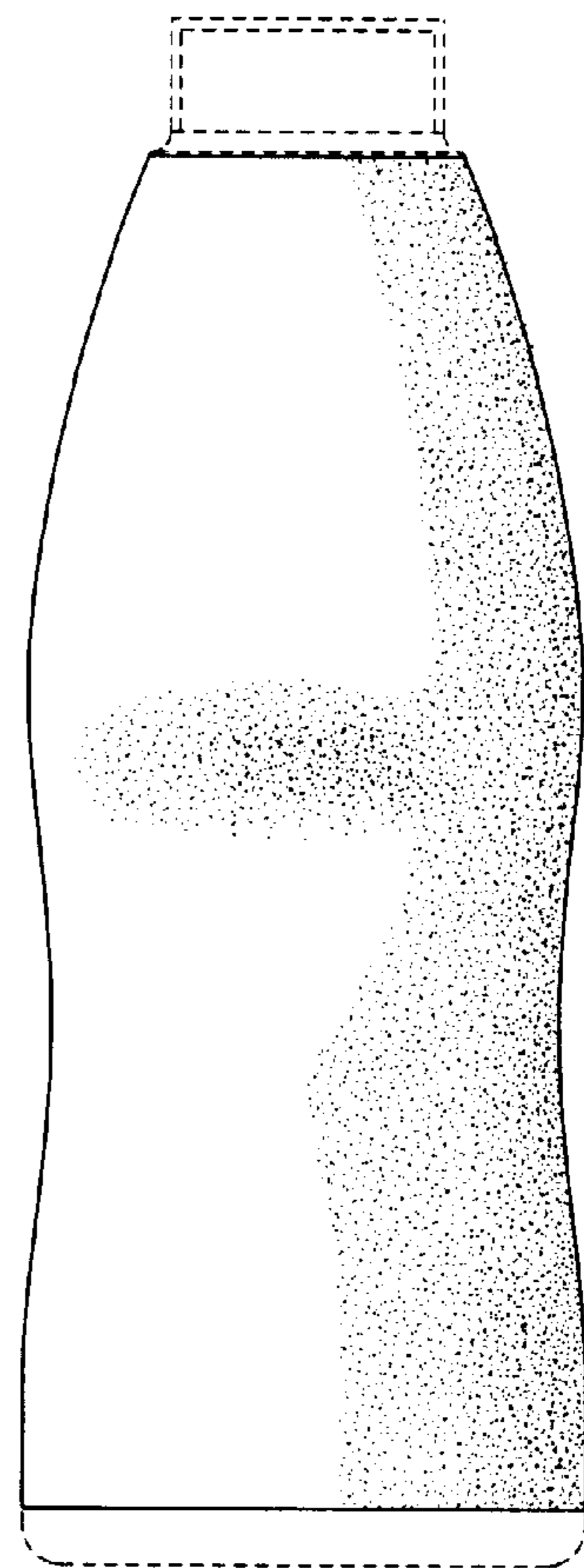


Fig. 3

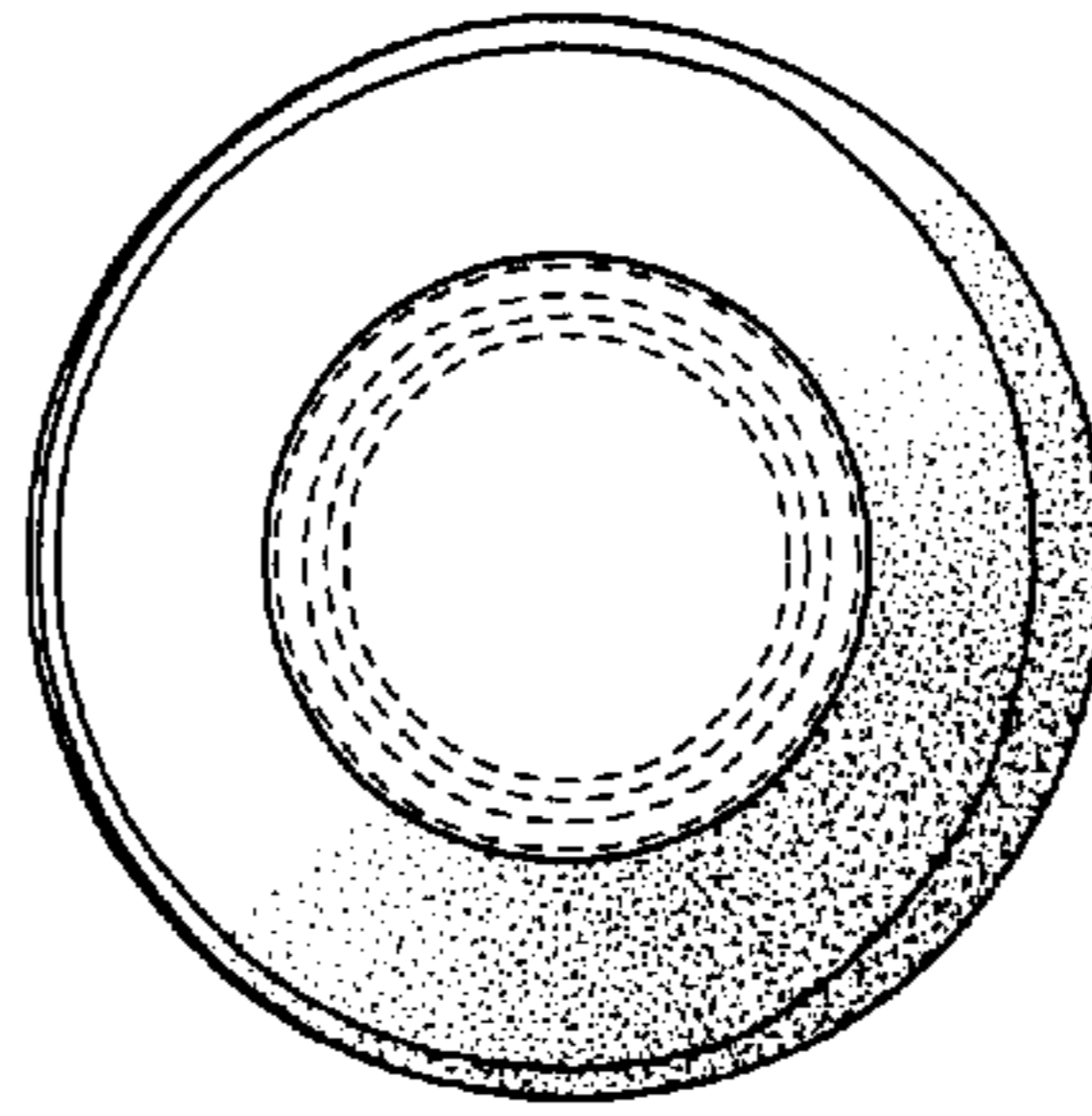


Fig. 4

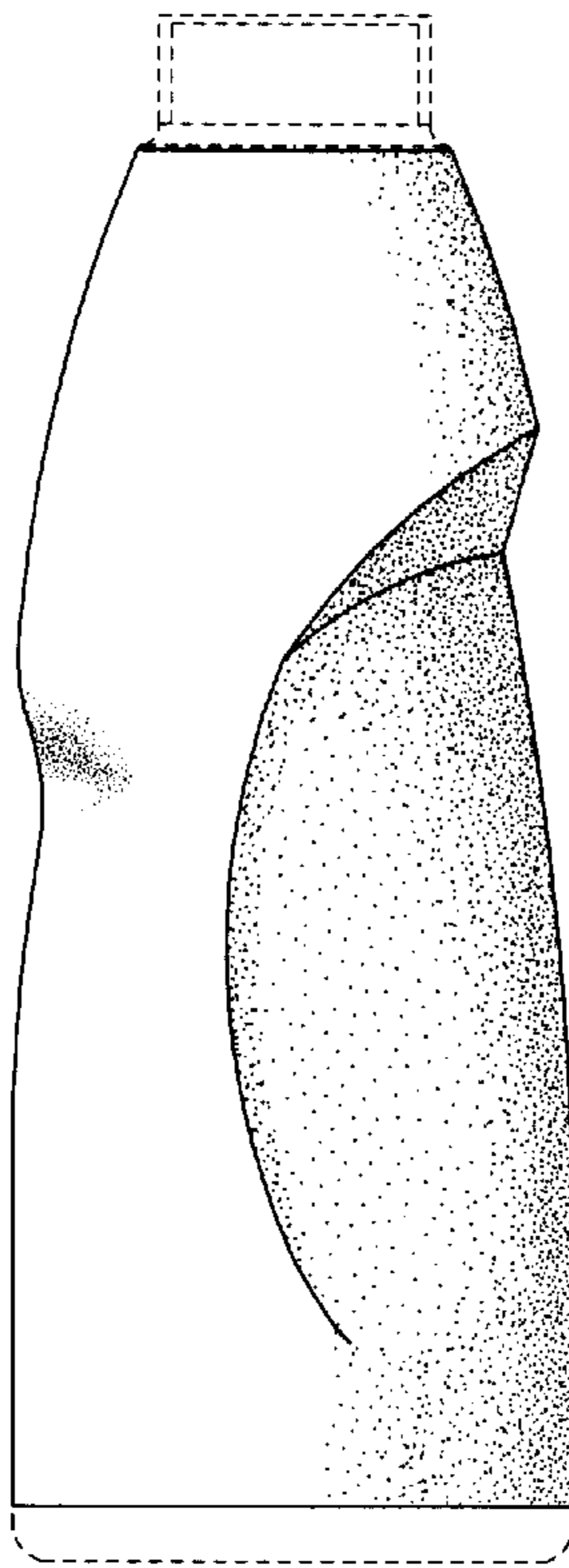


Fig. 5

