



US00D462588S

(12) **United States Design Patent**
Kisby

(10) **Patent No.: US D462,588 S**

(45) **Date of Patent: ** Sep. 10, 2002**

(54) **FENCE POST DRIVER**

(76) Inventor: **Loren Kisby**, R.R. 1, Box 22, Munden,
KS (US) 66959

(**) Term: **14 Years**

(21) Appl. No.: **29/143,987**

(22) Filed: **Jun. 22, 2001**

(51) **LOC (7) Cl. 08-03**

(52) **U.S. Cl. D8/14; D8/75; D8/107;**
D4/138; D21/679

(58) **Field of Search D8/14, 13, 107,**
D8/75; D4/135, 138; 15/143.1, 144.4, 159.1;
294/19.1, 26; 227/147; 16/405, 429; D21/679;
173/1, 30; 482/109

(56) **References Cited**

U.S. PATENT DOCUMENTS

3,934,779	A	*	1/1976	Dent	227/147
4,004,539	A	*	1/1977	Wesson	114/221 R
4,299,021	A	*	11/1981	Williams	227/113
D272,798	S	*	2/1984	York	D8/1
4,793,646	A	*	12/1988	Michaud, Jr.	114/221 R
D345,900	S	*	4/1994	Andrews	D8/14
5,487,576	A	*	1/1996	DuVivier	294/19.1
5,515,574	A	*	5/1996	Larson	15/144.4
5,625,918	A	*	5/1997	Kieson et al.	15/119.2

5,630,381	A	*	5/1997	Kroyer	119/801
5,832,651	A	*	11/1998	Arntz	294/19.3
5,940,933	A	*	8/1999	Chang	15/144.4
6,213,672	B1	*	4/2001	Varga	15/144.4

* cited by examiner

Primary Examiner—Philip S. Hyder

(74) *Attorney, Agent, or Firm*—Jeffrey L. Thompson;
Thompson & Thompson, P.A.


(57) **CLAIM**

The ornamental design for a fence post driver, as shown and described.

DESCRIPTION

FIG. 1 is a perspective view of a fence post driver showing my new design;
 FIG. 2 is a first side view of the fence post driver of FIG. 1;
 FIG. 3 is a front view of the fence post driver of FIG. 1;
 FIG. 4 is a second side view of the fence post driver of FIG. 1;
 FIG. 5 is a rear view of the fence post driver of FIG. 1;
 FIG. 6 is a bottom view of the fence post driver of FIG. 1;
 FIG. 7 is a top view of the fence post driver of FIG. 1; and,
 FIG. 8 is a cross-section side view of the fence post driver.
 The broken line portion of FIG. 8 is for illustrative purposes only and forms no part of the claimed design.

1 Claim, 3 Drawing Sheets






FIG. 1

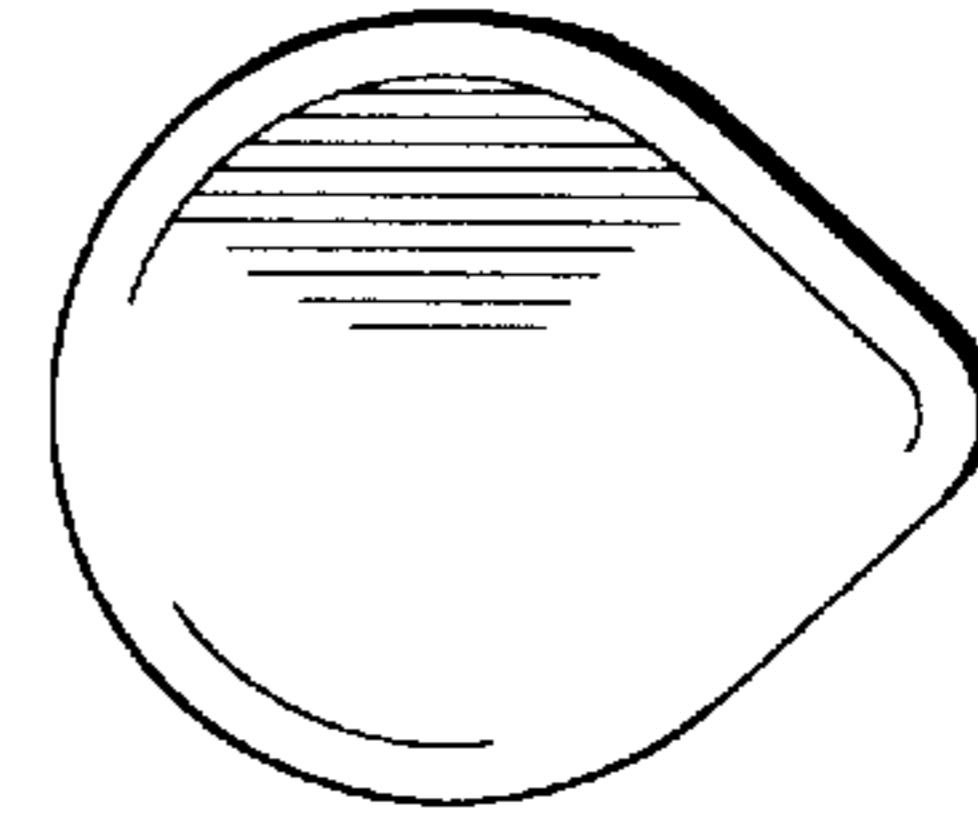


FIG. 7

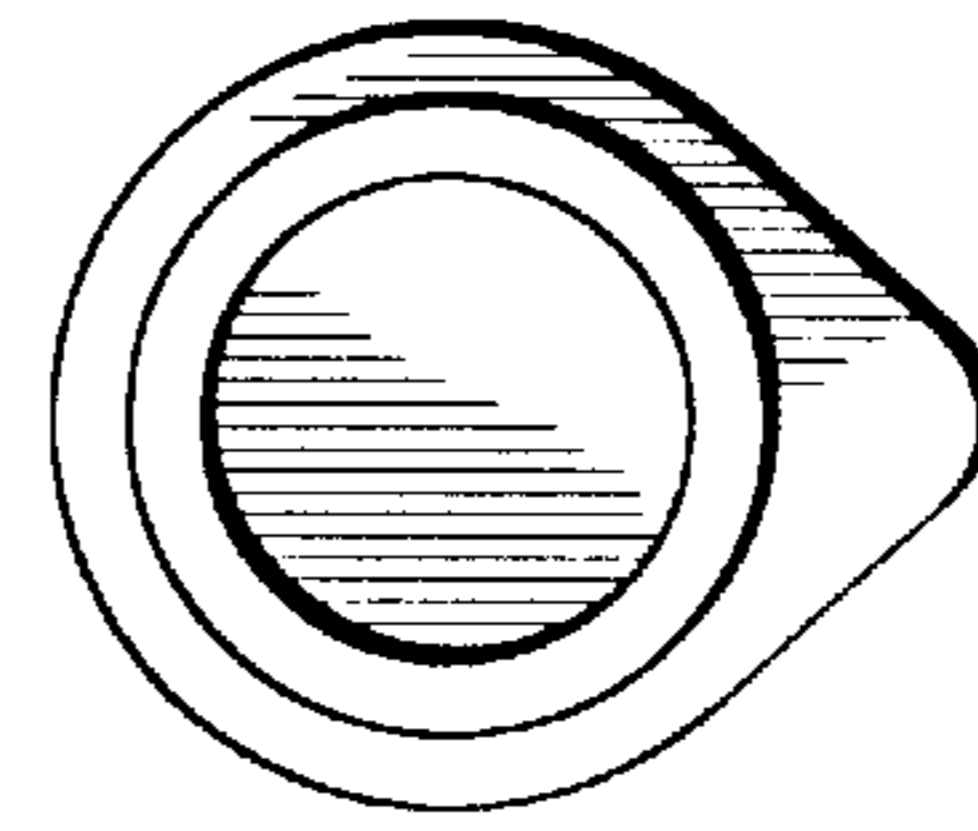


FIG. 6



FIG. 2

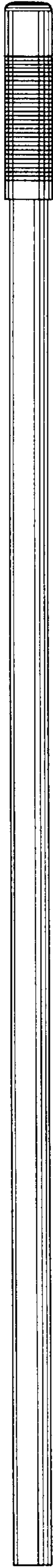


FIG. 3



FIG. 4



FIG. 5

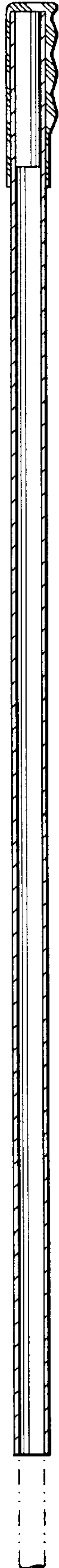


FIG. 8