



US00D462581S

(12) **United States Design Patent**
Parlowski

(10) **Patent No.:** **US D462,581 S**

(45) **Date of Patent:** **** Sep. 10, 2002**

(54) **CHEF KNIFE HANDLE**

(75) Inventor: **Jürgen Parlowski**, Brooklyn, NY (US)

(73) Assignee: **Hampton Forge, Ltd.**, Eatontown, NJ (US)

(**) Term: **14 Years**

(21) Appl. No.: **29/128,244**

(22) Filed: **Aug. 22, 2000**

(51) **LOC (7) Cl.** **07-03**

(52) **U.S. Cl.** **D7/649**

(58) **Field of Search** D7/642, 649, 650,
D7/401.2; D8/99, 107; 30/147-150, 329,
340, 342, 343, 345

(56) **References Cited**

U.S. PATENT DOCUMENTS

- D81,977 S * 9/1930 Hansen D7/649
- D162,794 S * 4/1951 Derr D8/95
- 4,881,430 A * 11/1989 Hubbard 76/104.1

5,131,152 A * 7/1992 Wordtmann et al. 30/344

* cited by examiner

Primary Examiner—Caron D. Veynar

(74) *Attorney, Agent, or Firm*—Ezra Sutton

(57) **CLAIM**

The ornamental design for a chef knife handle, as shown and described.

DESCRIPTION

FIG. 1 is a perspective view of a chef knife handle embodying my new design of a handle with the blade shown in dotted lines for illustration purposes only and forms no part of the claimed design;

FIG. 2 is a side view thereof; the other side view being a mirror image thereof;

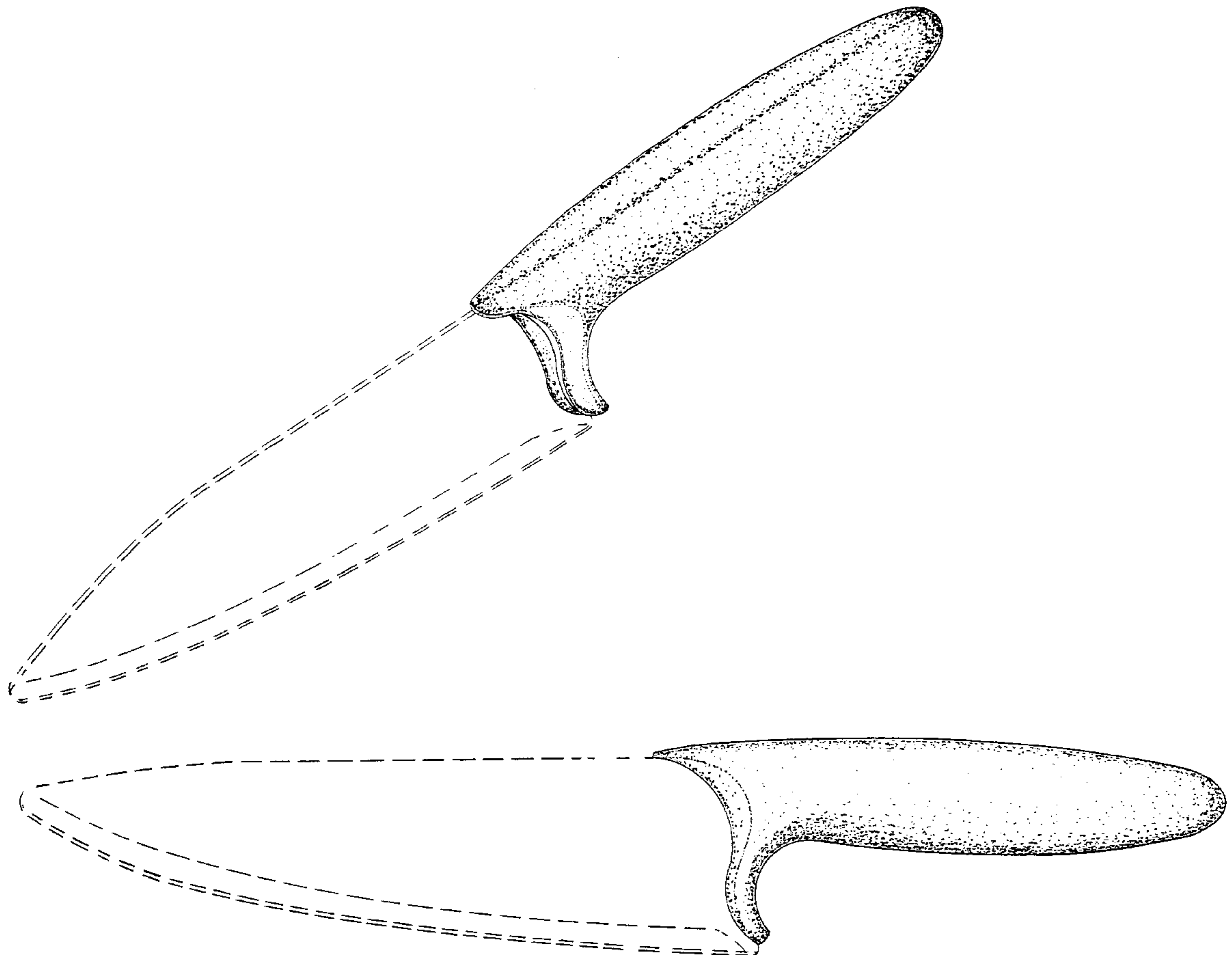
FIG. 3 is a rear view thereof;

FIG. 4 is a front view thereof;

FIG. 5 is a top view thereof; and,

FIG. 6 is a bottom view thereof.

1 Claim, 2 Drawing Sheets



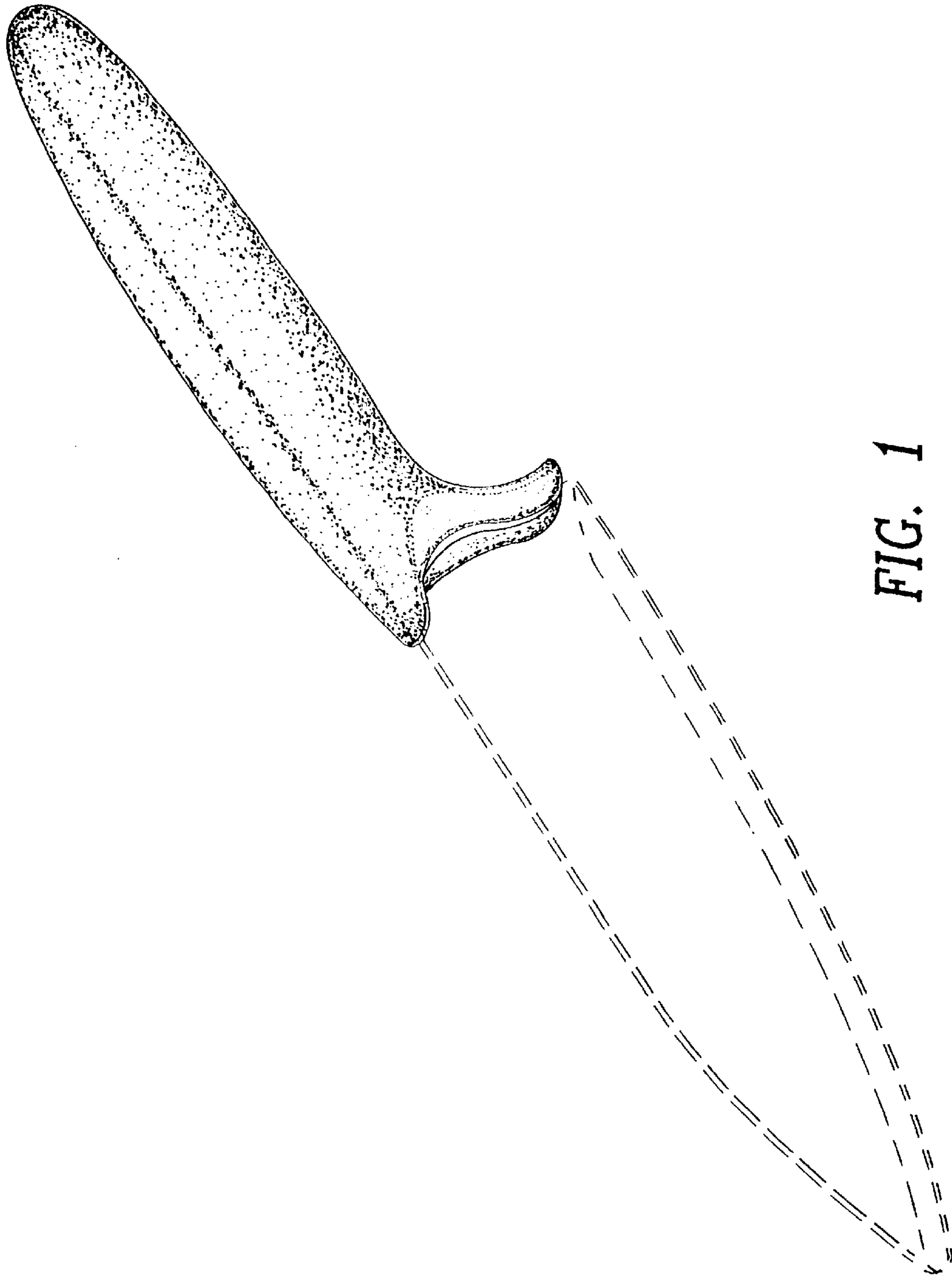


FIG. 1

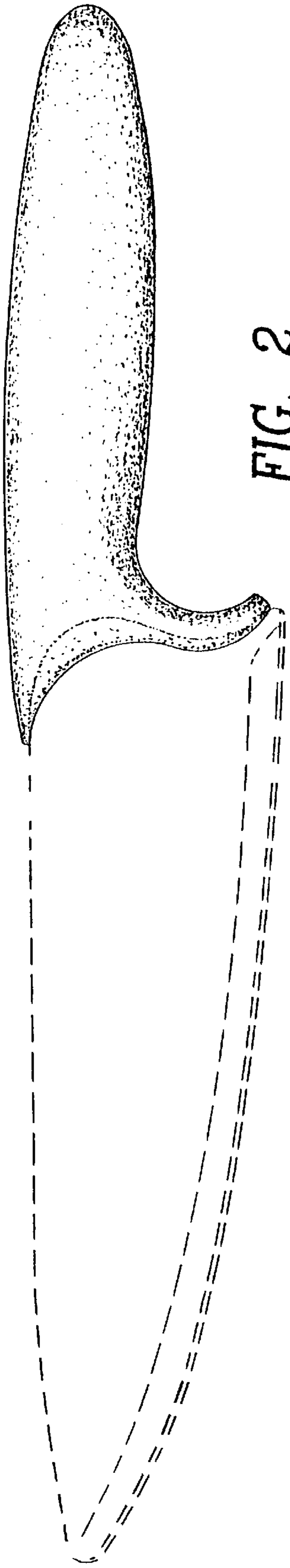


FIG. 2

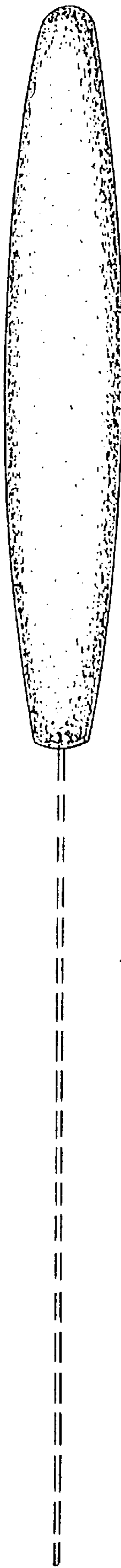


FIG. 5

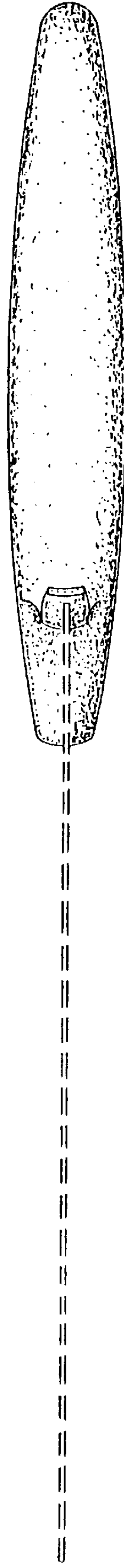


FIG. 6




FIG. 4

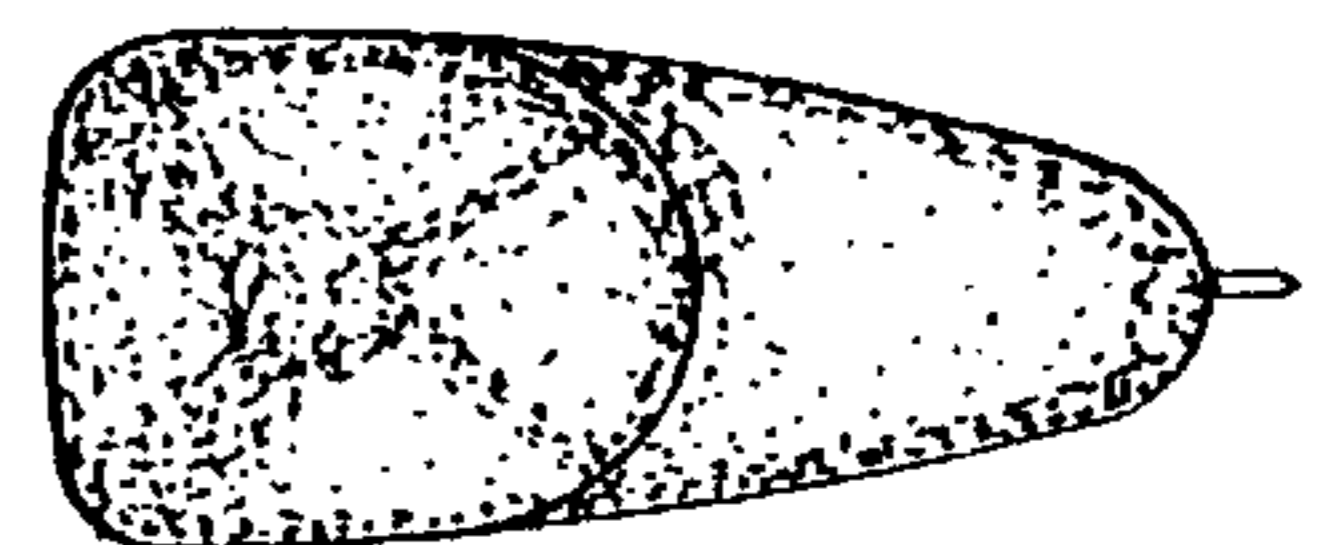


FIG. 3