



US00D462574S

(12) **United States Design Patent**  
**Chen**

(10) **Patent No.:** **US D462,574 S**

(45) **Date of Patent:** **\*\* Sep. 10, 2002**

(54) **PIEZOELECTRIC LIGHTER**

(76) **Inventor:** **Peter Chen**, 16134 E. Rush St., Unit B,  
S. El Monte, CA (US) 91733

(\*\*) **Term:** **14 Years**

(21) **Appl. No.:** **29/138,275**

(22) **Filed:** **Mar. 12, 2001**

(51) **LOC (7) Cl.** ..... **07-99**

(52) **U.S. Cl.** ..... **D7/416**

(58) **Field of Search** ..... D7/416, 417; D27/139,  
D27/141, 142, 143, 154, 131; 126/25 B,  
409; 417/411, 234; 361/260, 262; 431/345

(56) **References Cited**

**U.S. PATENT DOCUMENTS**

D354,196 S	*	1/1995	Inoue	.....	D7/416
D383,357 S	*	9/1997	Ferrara, Jr.	.....	D7/416
D406,010 S	*	2/1999	Tubby et al.	.....	D7/416
D410,363 S	*	6/1999	Tubby et al.	.....	D7/416

D424,374 S \* 5/2000 Stein ..... D7/416

D428,766 S \* 8/2000 Galimond ..... D7/416

D444,998 S \* 7/2001 Inoue ..... D7/416

D447,914 S \* 9/2001 Tubby ..... D7/416

\* cited by examiner

*Primary Examiner*—M. N. Pandozzi

(74) *Attorney, Agent, or Firm*—Raymond Y. Chan; David  
and Raymond Patent Group

(57) **CLAIM**

The ornamental design for a piezoelectric lighter, as shown.

**DESCRIPTION**

FIG. 1 is a perspective view showing my new design.

FIG. 2 is a front view thereof.

FIG. 3 is a rear view thereof.

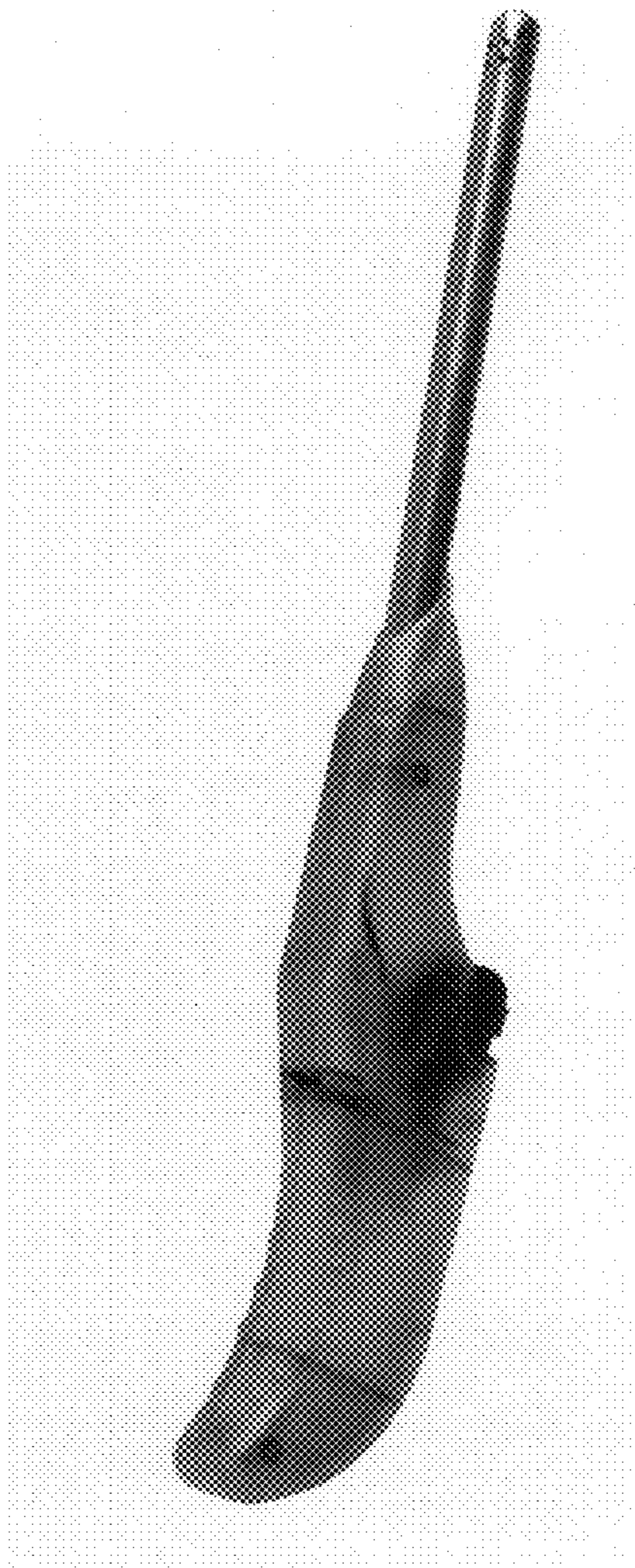
FIG. 4 is a top view thereof.

FIG. 5 is a bottom view thereof.

FIG. 6 is a left end view thereof; and,

FIG. 7 is a right end view thereof.

**1 Claim, 7 Drawing Sheets**



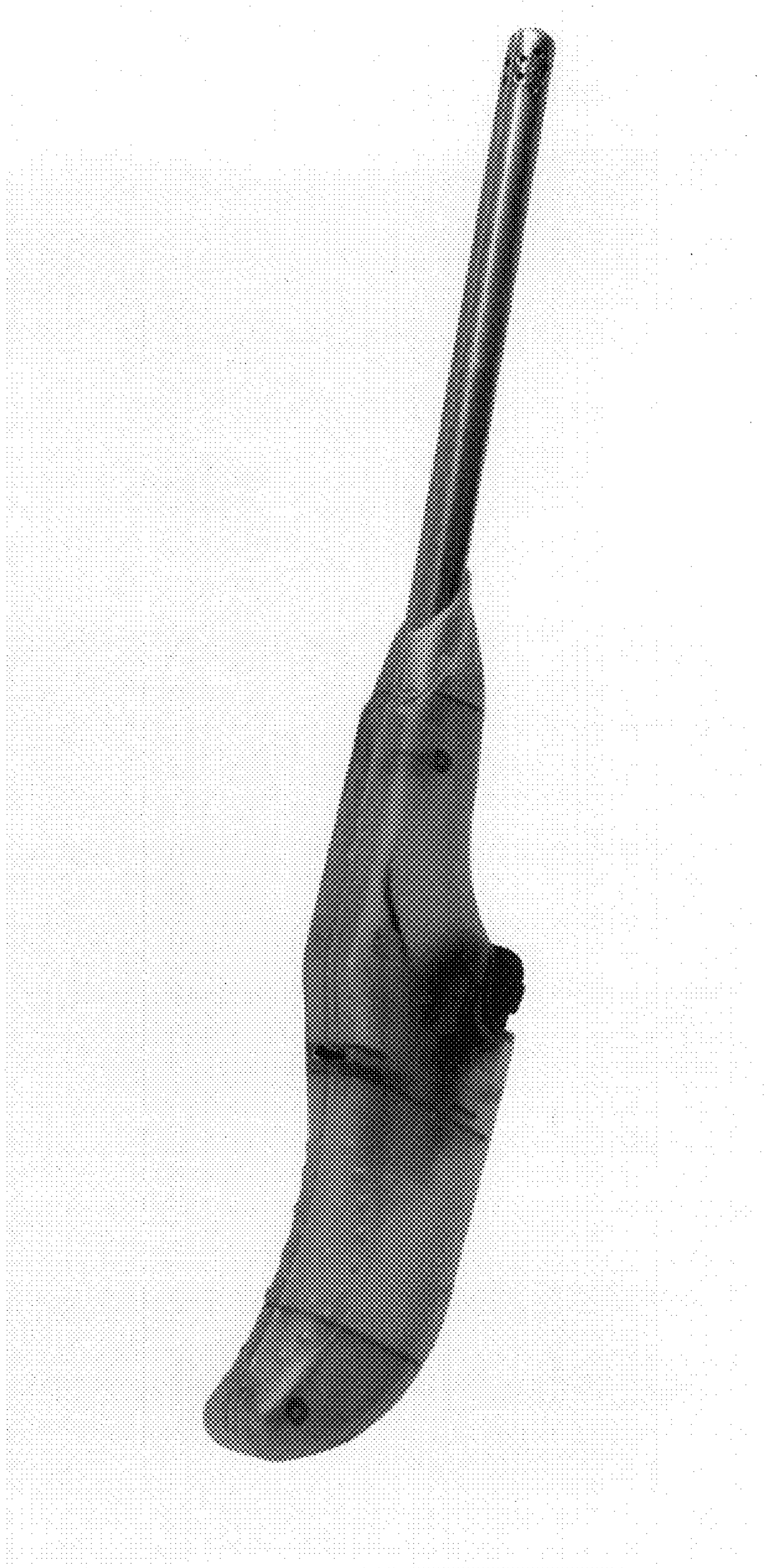


FIG. 1




FIG. 2




FIG. 3




FIG. 4




FIG. 5



FIG. 6




FIG. 7