



US00D462558S

(12) **United States Design Patent**  
**Friedman**

(10) **Patent No.:** **US D462,558 S**

(45) **Date of Patent:** **\*\* Sep. 10, 2002**

(54) **APPLIANCE COVER**

(76) **Inventor:** **Viera Friedman**, 6-30 Covington Road,  
North York, Ontario (CA), M6A 1G1

(\*\*) **Term:** **14 Years**

(21) **Appl. No.:** **29/125,889**

(22) **Filed:** **Jul. 5, 2000**

(30) **Foreign Application Priority Data**

Jan. 12, 2000 (CA) ..... 2000-0065

(51) **LOC (7) Cl.** ..... **06-13**

(52) **U.S. Cl.** ..... **D6/610**

(58) **Field of Search** ..... D2/873, 886, 890;  
D7/390, 391, 412, 413; D34/1, 4; 217/81;  
47/28.1, 72; 108/90; 150/158, 154, 160,  
164-165; D11/143; D6/610-625, 595

(56) **References Cited**

**U.S. PATENT DOCUMENTS**

716,668 A	*	12/1902	Cheney	.....	47/28.1
2,141,484 A	*	12/1938	Piglia	.....	47/28.1
2,355,559 A	*	8/1944	Renner	.....	47/28.1
D206,100 S	*	10/1966	O'Neil	.....	D34/1
D213,884 S	*	4/1969	Warnberg	.....	D6/595
D229,525 S	*	12/1973	Kobashikawa	.....	D2/873

D229,653 S	*	12/1973	Hendrickson	.....	150/158
D230,225 S	*	2/1974	Schafler	.....	D2/873
D257,712 S	*	12/1980	Levine et al.	.....	D6/610
4,321,457 A	*	3/1982	Edel et al.	.....	47/28.1
D329,514 S	*	9/1992	Isac	.....	D34/4
5,152,101 A	*	10/1992	Weder et al.	.....	47/28.1
5,181,339 A	*	1/1993	Weder et al.	.....	47/18.1
D361,734 S	*	8/1995	Weder et al.	.....	D11/143
5,593,743 A	*	1/1997	Baker	.....	150/154
D386,349 S	*	11/1997	Wysocky et al.	.....	D6/610
5,718,081 A	*	2/1998	Weder et al.	.....	47/28.1
5,815,905 A	*	10/1998	Weder	.....	47/28.1
D424,371 S	*	5/2000	Delmonte	.....	D7/413

\* cited by examiner

*Primary Examiner*—Cathy Anne MacCormac

(74) *Attorney, Agent, or Firm*—Ridout & Maybee LLP

(57) **CLAIM**

The ornamental design for an appliance cover, as shown and described.

**DESCRIPTION**

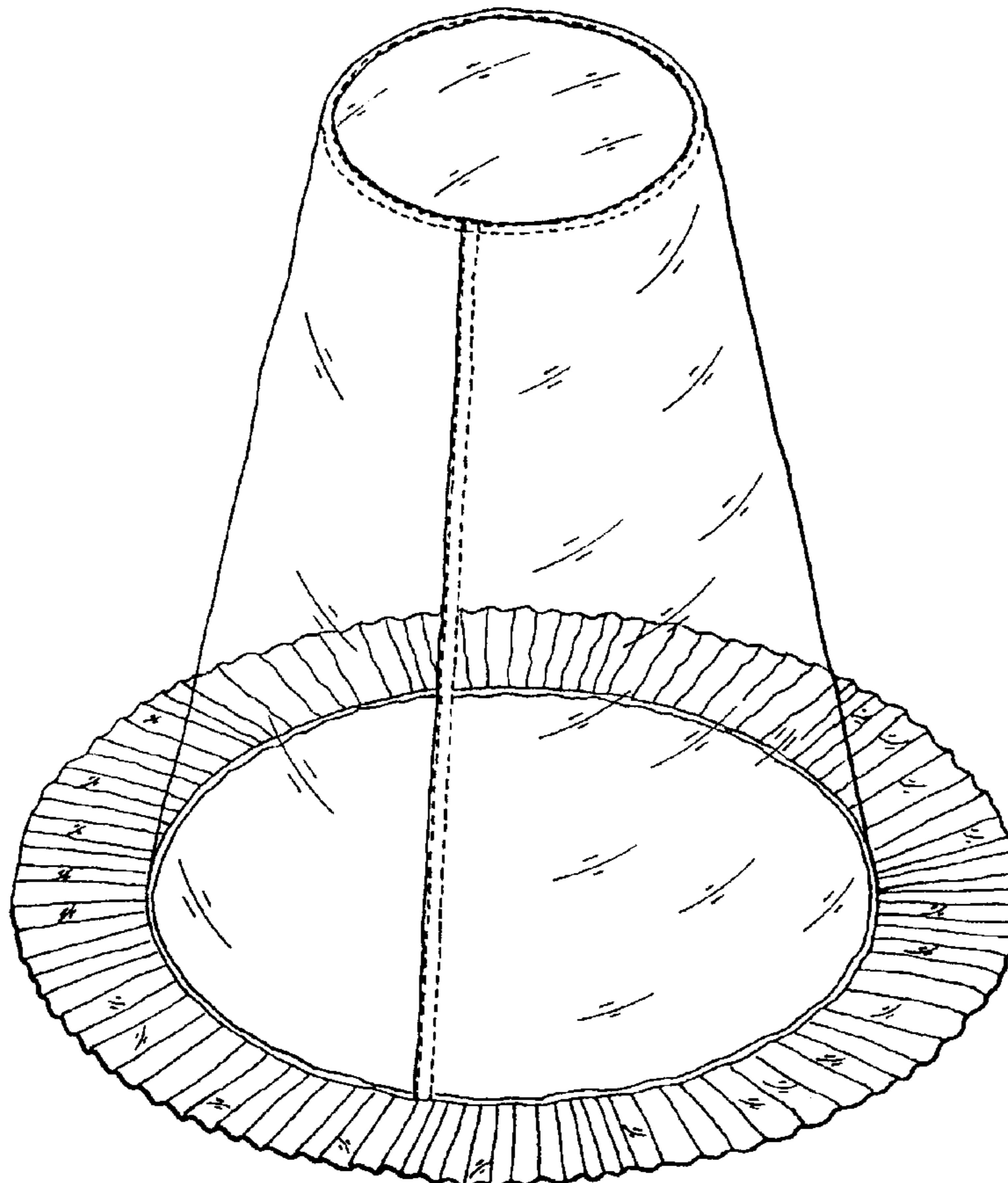
FIG. 1—is a perspective view of an appliance cover showing my new design;

FIG. 2—is a side elevational view thereof;

FIG. 3—is a top plan view thereof; and,

FIG. 4—is a bottom plan view thereof.

**1 Claim, 4 Drawing Sheets**



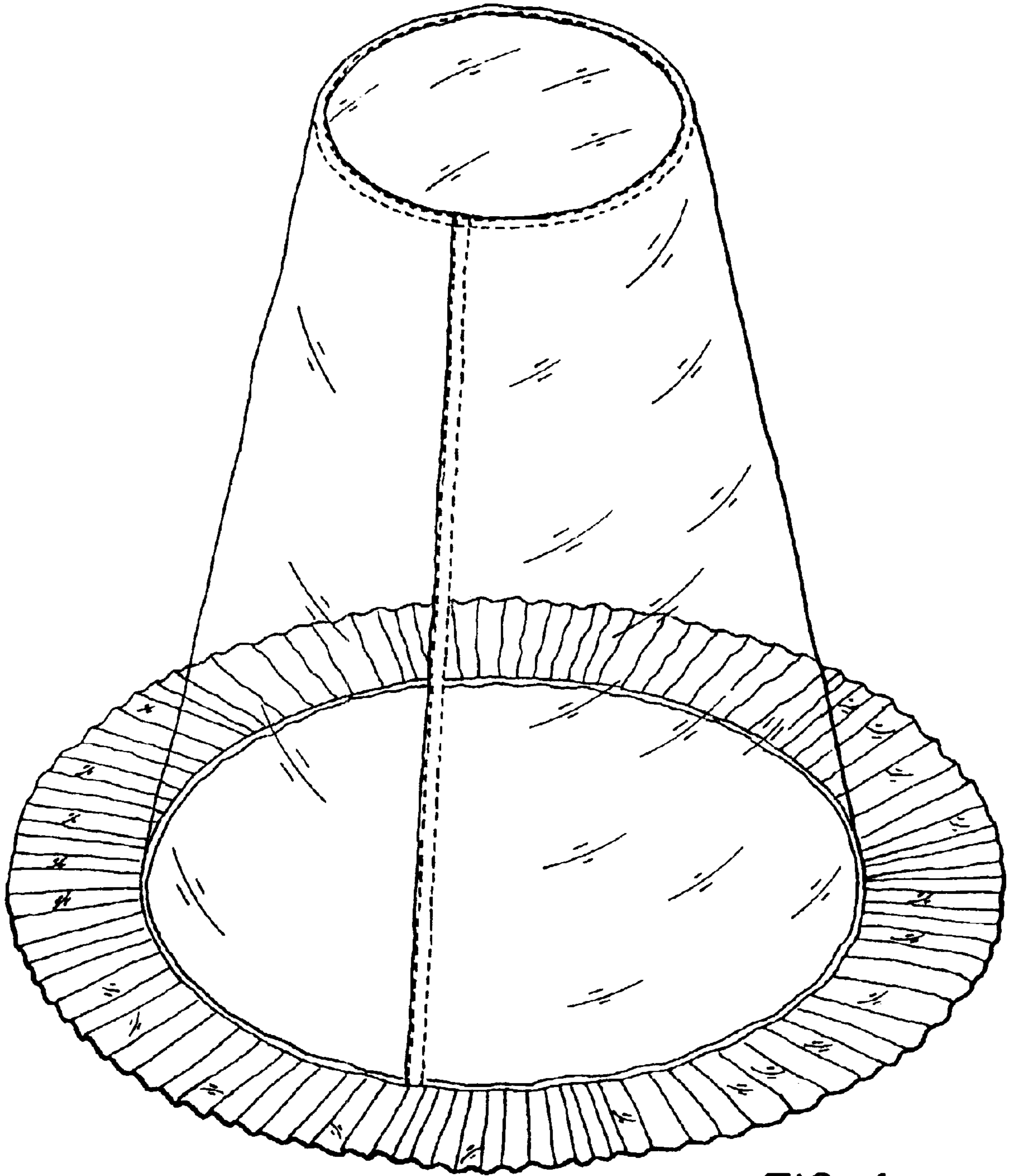


FIG. 1

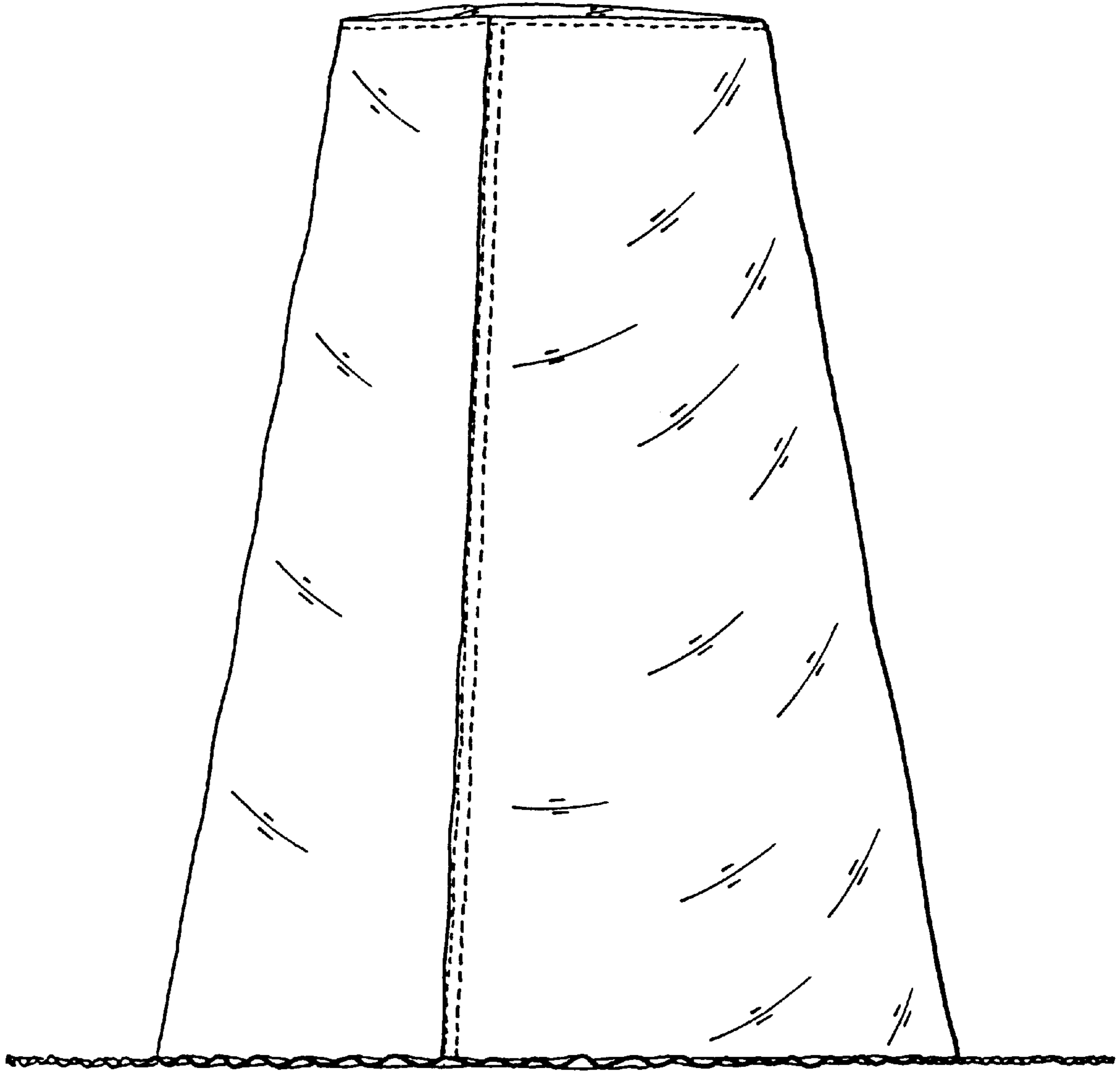


FIG. 2

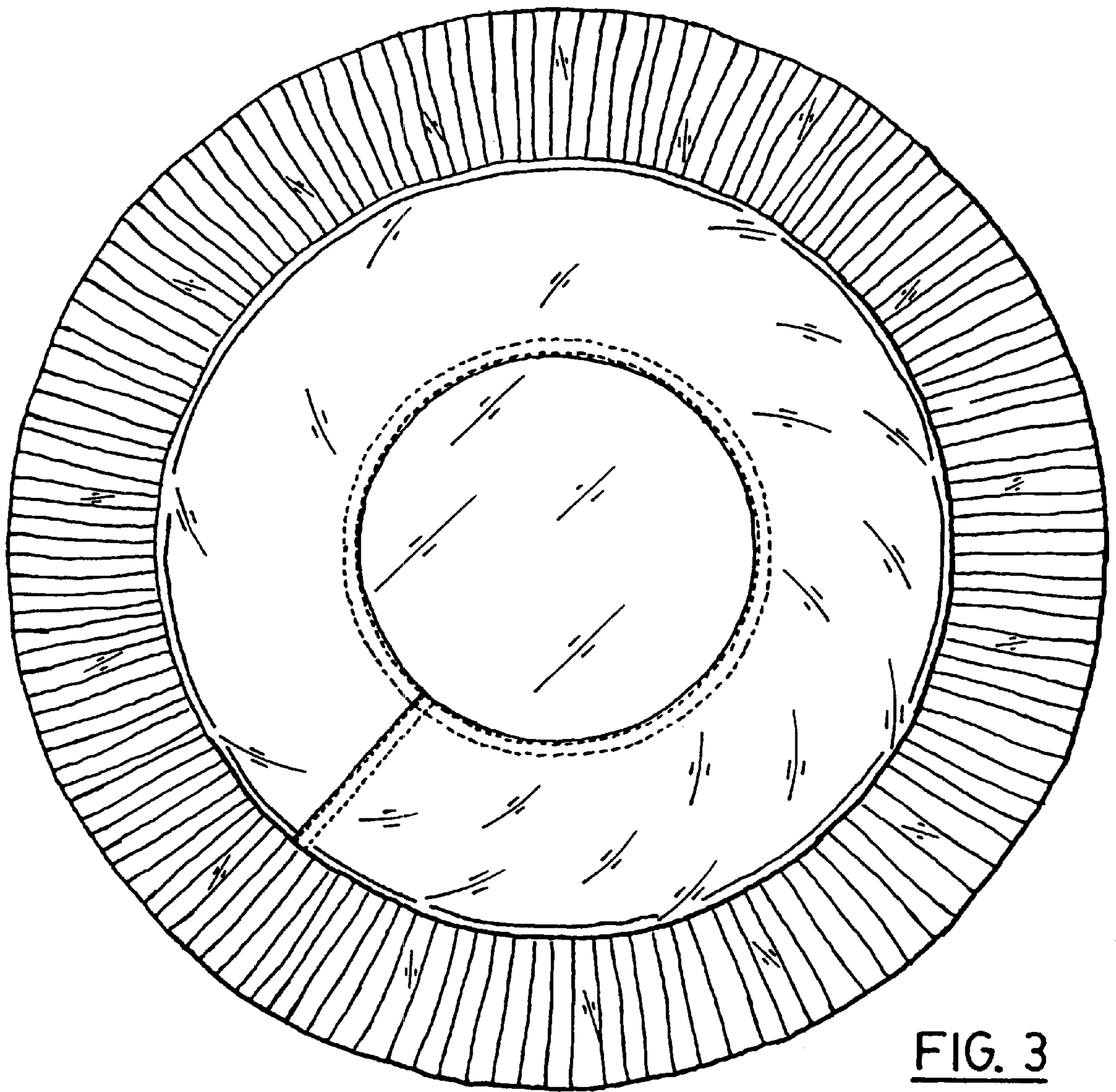


FIG. 3



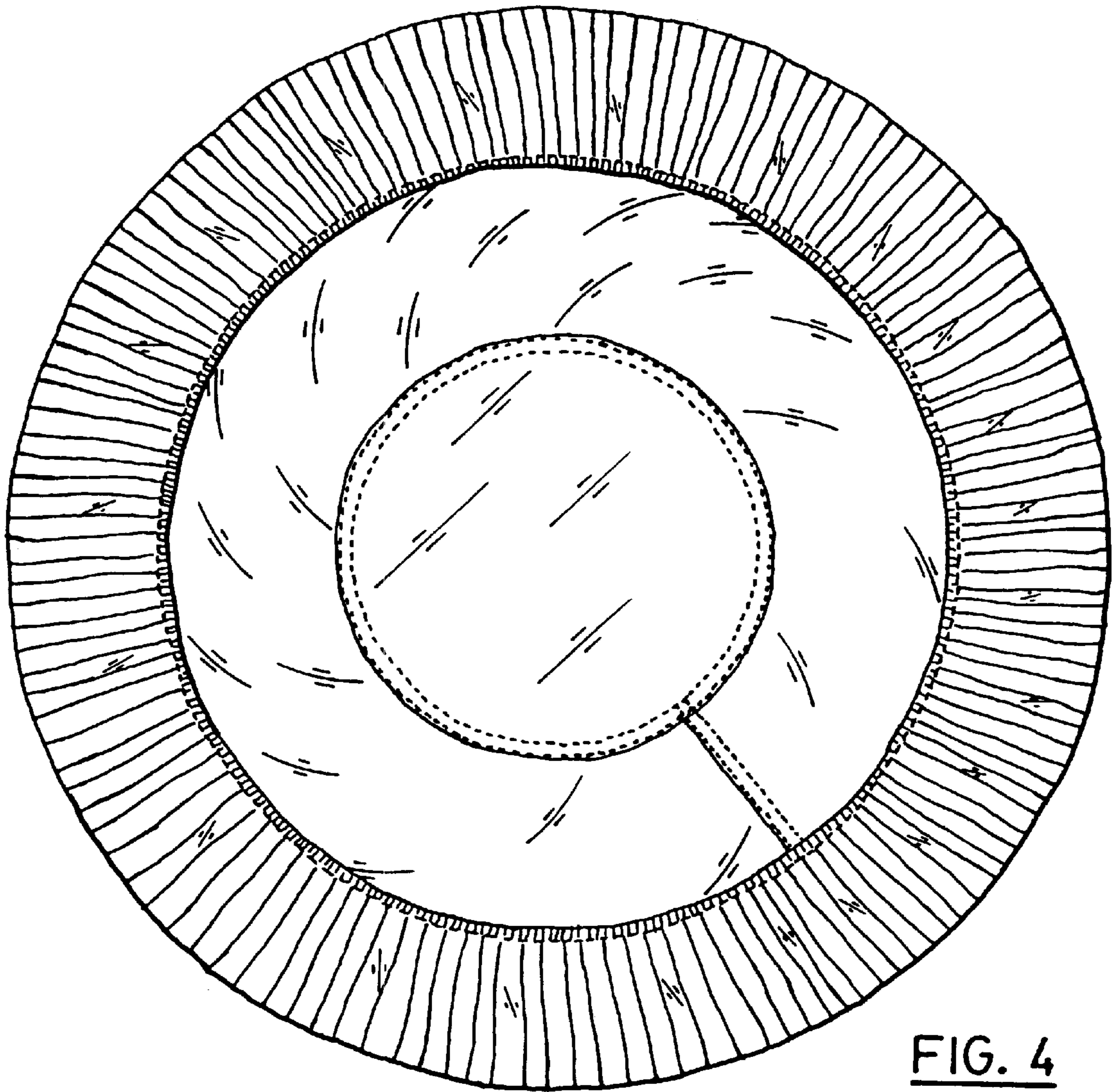


FIG. 4