



US00D462557S

(12) **United States Design Patent**
Scheetz

(10) **Patent No.:** **US D462,557 S**

(45) **Date of Patent:** **** Sep. 10, 2002**

(54) **FLOOR CUSHION**

(76) **Inventor:** **William Scheetz**, 2239 Westminster Dr., Emmaus, PA (US) 18049

(**) **Term:** **14 Years**

(21) **Appl. No.:** **29/150,099**

(22) **Filed:** **Nov. 6, 2001**

(51) **LOC (7) Cl.** **06-09**

(52) **U.S. Cl.** **D6/601**

(58) **Field of Search** D6/356, 595, 596, D6/597, 598, 601, 604, 611, 612, 630, 632, 633, 636, 637, 638, 640, 644, 652, 652.1, 653, 654, 655, 655.3, 655.4, 655.5, 655.9, 656, 657.5, 907, 945

(56) **References Cited**

U.S. PATENT DOCUMENTS

3,680,917 A	8/1972	Harris	297/456
3,742,526 A	7/1973	Lillard	5/12
4,171,549 A	10/1979	Morrell et al.	5/465
4,635,306 A	1/1987	Willey	5/431
D356,919 S	* 4/1995	Nadeau	D6/596

5,432,967 A	7/1995	Raftery	5/633
D378,615 S	3/1997	Neviaser et al.	D24/190
D392,495 S	3/1998	Baousson	D6/601
D405,854 S	* 2/1999	Grant	D6/601

* cited by examiner

Primary Examiner—Doris V. Coles

Assistant Examiner—T. Chase Nelson

(74) *Attorney, Agent, or Firm*—Gregory J. Gore


(57) **CLAIM**

The ornamental design for a floor cushion, as shown and described.

DESCRIPTION

FIG. 1 is a perspective view of a floor cushion showing my new design;
FIG. 2 is a front elevational view thereof;
FIG. 3 is a right side elevational view thereof, the side opposite being a mirror image;
FIG. 4 is a rear elevational view thereof;
FIG. 5 is a bottom view thereof; and,
FIG. 6 is a top plan view thereof.

1 Claim, 2 Drawing Sheets



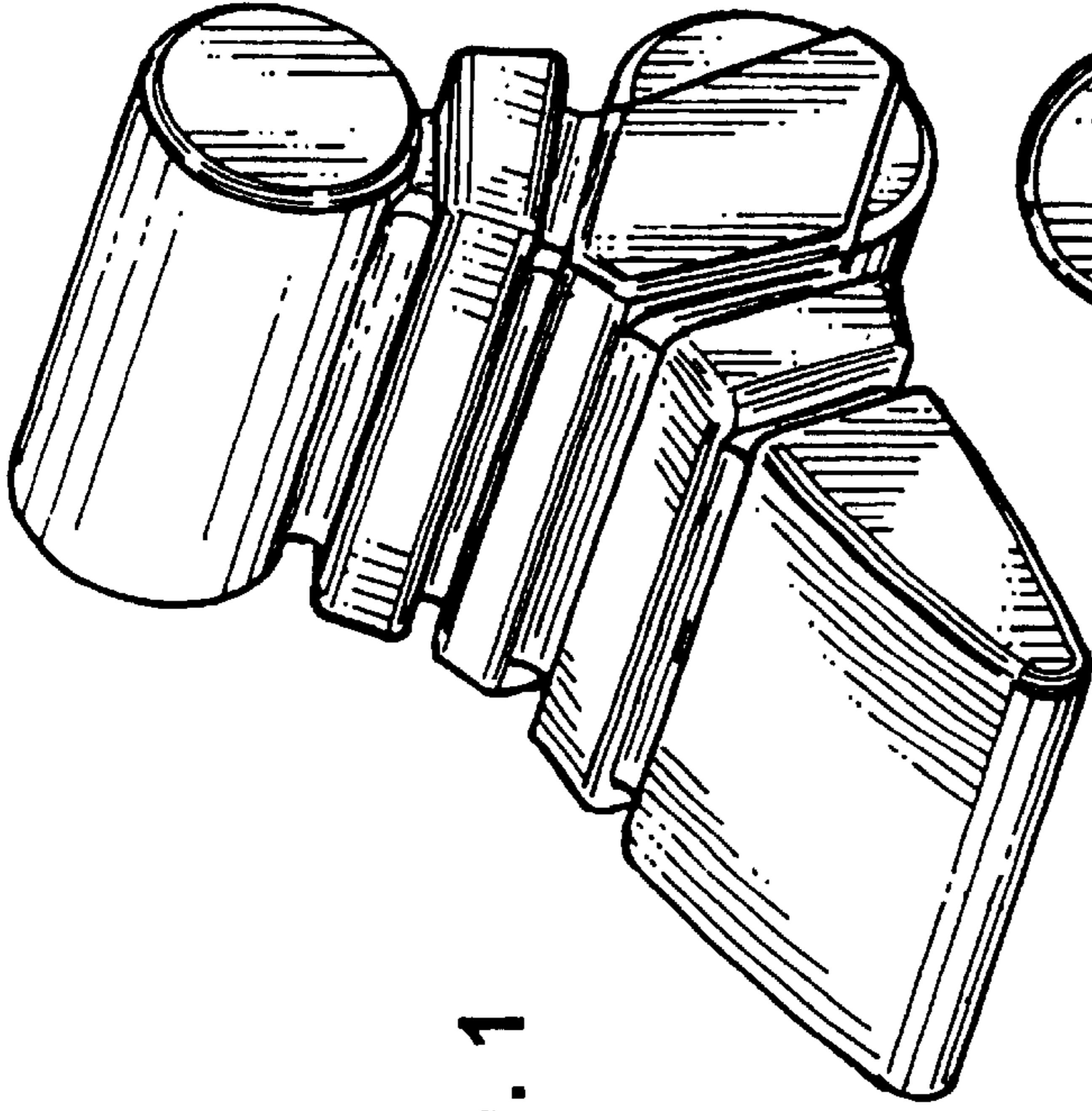


Fig. 1

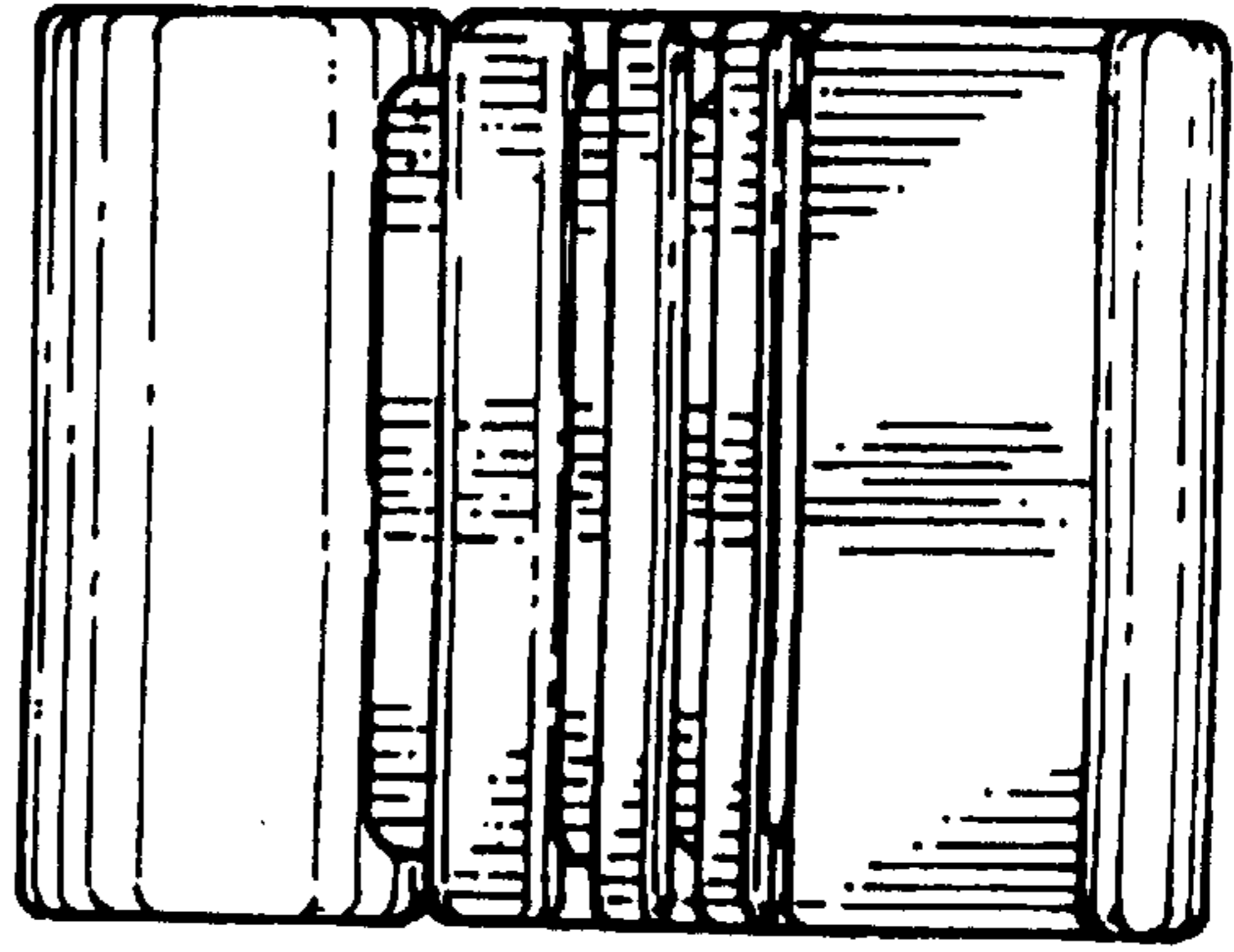


Fig. 2




Fig. 3




Fig. 4




Fig. 5




Fig. 6